


# Agilent HDSP-G01x/G03x 10.16 mm (0.4 inch) Dual Digit General Purpose Seven-Segment Display Data Sheet



## Description

This 10.16 mm (0.4 inch) LED dual digit seven-segment display uses industry standard size package and pinout. The device is available in either common anode or common

cathode. The choice of colors includes High Efficiency Red (HER), Green, AlGaAs Red, and Yellow. The gray face displays are suitable for indoor use.

## Features

- **Industry standard size**
- **Industry standard pinout**  
10.16 mm (0.4 inch)  
DIP lead on 2.54 mm
- **Choice of colors**  
High Efficiency Red (HER), Green, AlGaAs Red and Yellow
- **Excellent appearance**  
Evenly lighted segments gray package gives optimum contrast  $\pm 50^\circ$  viewing angle
- **Design flexibility**  
Common anode or common cathode
- **Categorized for luminous intensity**  
Green and yellow categorized for color

## Applications

- **Suitable for indoor use**
- **Not recommended for industrial application, i.e., operating temperature requirements exceeding  $+85^\circ\text{C}$  or below  $-25^\circ\text{C}$ <sup>(1)</sup>**
- **Extreme temperature cycling not recommended**

## Notes:

1. For additional details, please contact your local Agilent sales office or an authorized distributor.

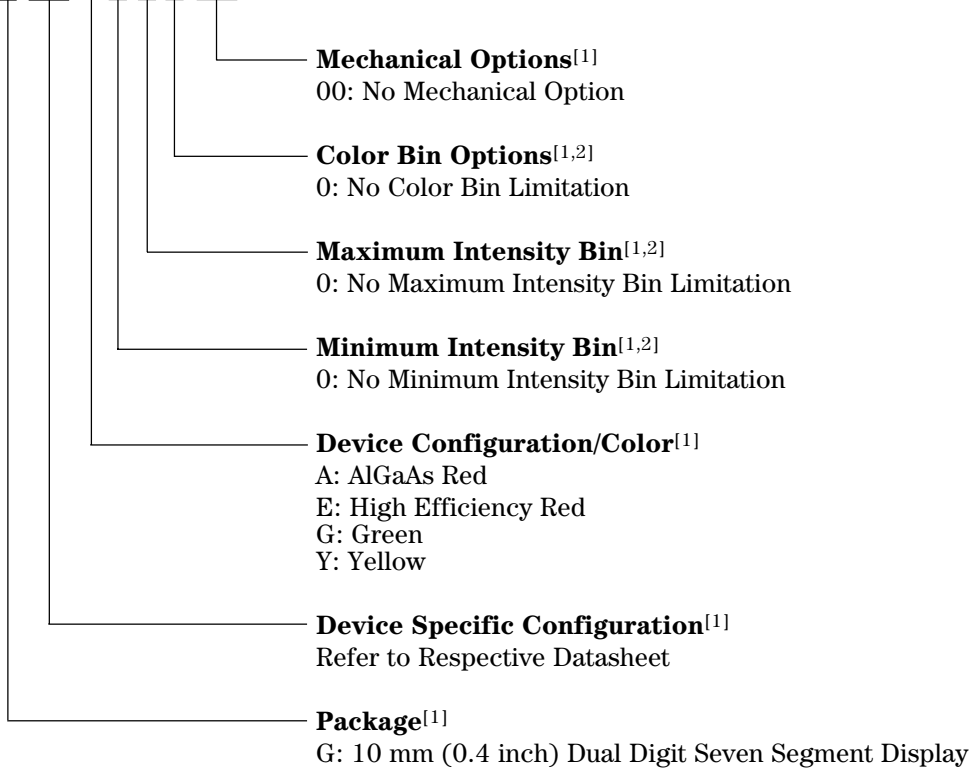
## Devices

HER	Green	AlGaAs Red	Yellow	Description
HDSP-G01E	HDSP-G01G	HDSP-G01A	HDSP-G01Y	Common Anode
HDSP-G03E	HDSP-G03G	HDSP-G03A	HDSP-G03Y	Common Cathode



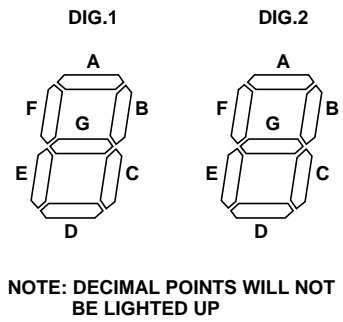
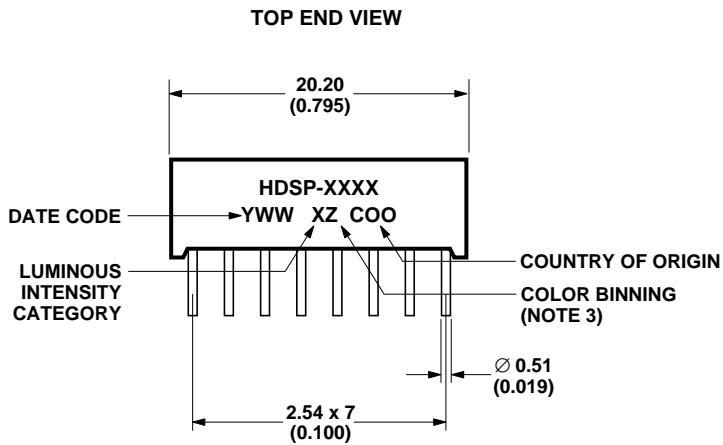
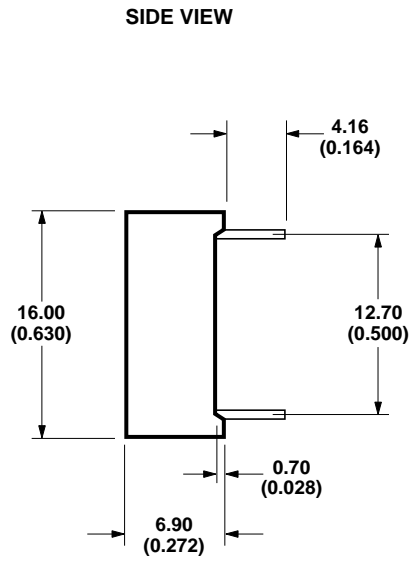
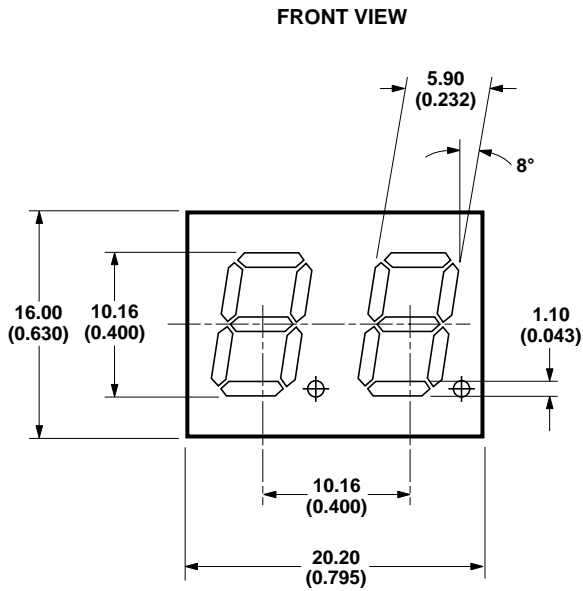
查询"HDSP-G01A"供应商  
**Part Numbering System**

5082 -X X X X-X X X X X  
HDSP-X X X X-X X X X X



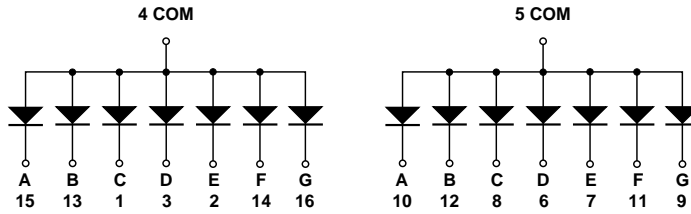
**Notes:**

1. For codes not listed in the figure above, please refer to the respective datasheet or contact your nearest Agilent representative for details.
2. Bin options refer to shippable bins for a part number. Color and Intensity Bins are typically restricted to 1 bin per tube (exceptions may apply). Please refer to respective datasheet for specific bin limit information.



DIMENSIONS ARE IN MILLIMETERS (INCHES).

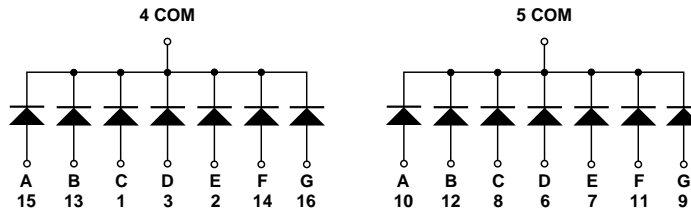
COMMON ANODE



HDSP-G01E/G01G/G01Y/G01A

PIN No.	CONNECTION
1	CATHODE C (DIGIT 1)
2	CATHODE E (DIGIT 1)
3	CATHODE D (DIGIT 1)
4	COMMON ANODE (DIGIT 1)
5	COMMON ANODE (DIGIT 2)
6	CATHODE D (DIGIT 2)
7	CATHODE E (DIGIT 2)
8	CATHODE C (DIGIT 2)
9	CATHODE G (DIGIT 2)
10	CATHODE A (DIGIT 2)
11	CATHODE F (DIGIT 2)
12	CATHODE B (DIGIT 2)
13	CATHODE B (DIGIT 1)
14	CATHODE F (DIGIT 1)
15	CATHODE A (DIGIT 1)
16	CATHODE G (DIGIT 1)

COMMON CATHODE



HDSP-G03E/G03G/G03Y/G03A

PIN No.	CONNECTION
1	ANODE C (DIGIT 1)
2	ANODE E (DIGIT 1)
3	ANODE D (DIGIT 1)
4	COMMON CATHODE (DIGIT 1)
5	COMMON CATHODE (DIGIT 2)
6	ANODE D (DIGIT 2)
7	ANODE E (DIGIT 2)
8	ANODE C (DIGIT 2)
9	ANODE G (DIGIT 2)
10	ANODE A (DIGIT 2)
11	ANODE F (DIGIT 2)
12	ANODE B (DIGIT 2)
13	ANODE B (DIGIT 1)
14	ANODE F (DIGIT 1)
15	ANODE A (DIGIT 1)
16	ANODE G (DIGIT 1)

**Absolute Maximum Ratings at T<sub>A</sub> = 25 °C**

Description	HER HDSP-G0xE	Green HDSP-G0xG	AlGaAs Red HDSP-G0xA	Yellow HDSP-G0xY	Units
Power Dissipation Segment	65	65	30	52	mW
Forward Current Segment	25 <sup>[1]</sup>	25 <sup>[2]</sup>	15 <sup>[3]</sup>	20 <sup>[4]</sup>	mA
Peak Forward Current per Segment (1/10 Duty Factor at 10 KHz)	100	100	80	80	mA
Operating Temperature Range	-35 to +85	-35 to +85	-35 to +85	-35 to +85	°C
Storage Temperature Range	-35 to +85	-35 to +85	-35 to +85	-35 to +85	°C
Reverse Voltage per Segment or DP	5	5	5	5	V
Wave Soldering Temperature for 3 seconds (at 2 mm Distance from the Body)	250	250	250	250	°C

**Notes:**

1. Derate above 25 °C at 0.33 mA/°C.
2. Derate above 25 °C at 0.33 mA/°C.
3. Derate above 25 °C at 0.2 mA/°C.
4. Derate above 25 °C at 0.27 mA/°C.

**Electrical/Optical Characteristics at T<sub>A</sub> = 25 °C**

**High Efficiency Red (HER)**

Device HDSP-	Parameter	Symbol	Min.	Typ.	Max.	Units	Test Conditions
G01E	Luminous Intensity/Segment	I <sub>V</sub>		1.19		mcd	I <sub>F</sub> = 5 mA
G03E			1.25	2.60		mcd	I <sub>F</sub> = 10 mA
	Forward Voltage	V <sub>F</sub>		2.05	2.40	V	I <sub>F</sub> = 20 mA
	Peak Wavelength	λ <sub>PEAK</sub>		635		nm	
	Dominant Wavelength	λ <sub>d</sub>		620		nm	
	Reverse Voltage	VR	5			V	I <sub>R</sub> = 100 μA

**Green**

Device HDSP-	Parameter	Symbol	Min.	Typ.	Max.	Units	Test Conditions
G01G	Luminous Intensity/Segment	I <sub>V</sub>	1.25	3.20		mcd	I <sub>F</sub> = 10 mA
G03G	Forward Voltage	V <sub>F</sub>		2.05		V	I <sub>F</sub> = 10 mA
			1.80	2.25	2.60	V	I <sub>F</sub> = 20 mA
	Peak Wavelength	λ <sub>PEAK</sub>		568		nm	
	Dominant Wavelength	λ <sub>d</sub>		573		nm	
	Reverse Voltage	VR	5			V	I <sub>R</sub> = 100 μA

查询"HDSP-G01A"供应商

AlGaAs Red

Device	Parameter	Symbol	Min.	Typ.	Max.	Units	Test Conditions
HDSP- G01A G03A	Luminous Intensity/Segment	$I_V$		3.66		mcd	$I_F = 5 \text{ mA}$
			3.20	6.50		mcd	$I_F = 10 \text{ mA}$
	Forward Voltage	$V_F$		1.85	2.00	V	$I_F = 20 \text{ mA}$
	Peak Wavelength	$\lambda_{PEAK}$		660		nm	
	Dominant Wavelength	$\lambda_d$		643		nm	
	Reverse Voltage	$V_R$	5			V	$I_R = 100 \mu\text{A}$

Yellow

Device	Parameter	Symbol	Min.	Typ.	Max.	Units	Test Conditions
HDSP- G01Y G03Y	Luminous Intensity/Segment	$I_V$		0.77		mcd	$I_F = 5 \text{ mA}$
			0.80	1.50		mcd	$I_F = 10 \text{ mA}$
	Forward Voltage	$V_F$		2.15	2.60	V	$I_F = 20 \text{ mA}$
	Peak Wavelength	$\lambda_{PEAK}$		595		nm	
	Dominant Wavelength	$\lambda_d$		590		nm	
	Reverse Voltage	$V_R$	5			V	$I_R = 100 \mu\text{A}$

Intensity Bin Limits (mcd at 10 mA)

Bin Name	HER/Green		Yellow		AlGaAs Red	
	Min. <sup>[1]</sup>	Max. <sup>[1]</sup>	Min. <sup>[1]</sup>	Max. <sup>[1]</sup>	Min. <sup>[1]</sup>	Max. <sup>[1]</sup>
G	NA	NA	0.801	1.250	NA	NA
H	1.251	2.000	1.251	2.000	NA	NA
I	2.001	3.200	2.001	3.200	NA	NA
J	3.201	5.050	NA	NA	3.201	5.050
K	NA	NA	NA	NA	5.051	8.000
L	NA	NA	NA	NA	8.001	12.650

Note:

1. Tolerance for each bin limit is  $\pm 10\%$ .

Color Bin Limits (nm at 10 mA)

Color	Bin	Dominant Wavelength (nm)	
		Min. <sup>[1]</sup>	Max. <sup>[1]</sup>
Green	3	569.1	571.0
	4	571.1	573.0
	5	573.1	575.0
Yellow	1	585.5	588.5
	2	588.5	591.5
	3	591.5	594.5

Note:

1. Tolerance for each bin limit is 1 nm.

查询"HDSP-G01A"供应商  
High Efficiency Red (HER)

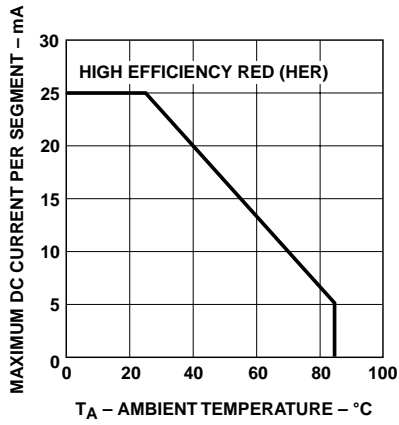


Figure 1. Maximum allowable average or DC current vs. ambient temperature.

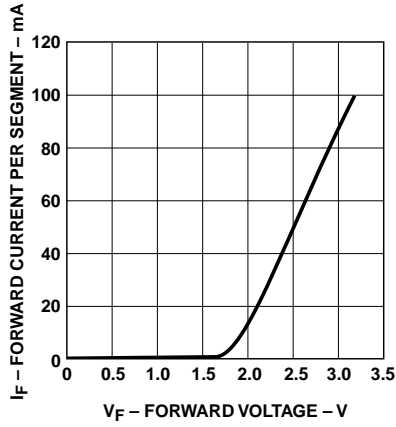


Figure 2. Forward current vs. forward voltage.

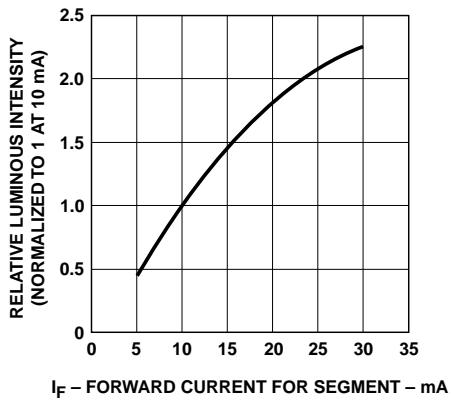


Figure 3. Relative luminous intensity vs. DC forward current.

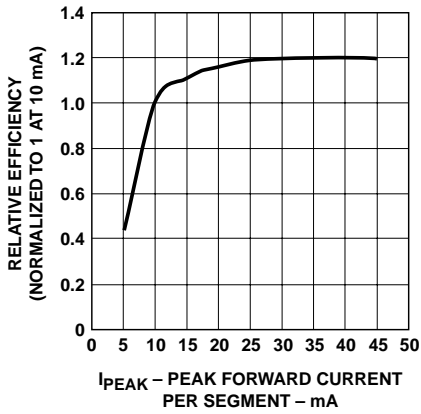


Figure 4. Relative efficiency (luminous intensity per unit current) vs. peak current.

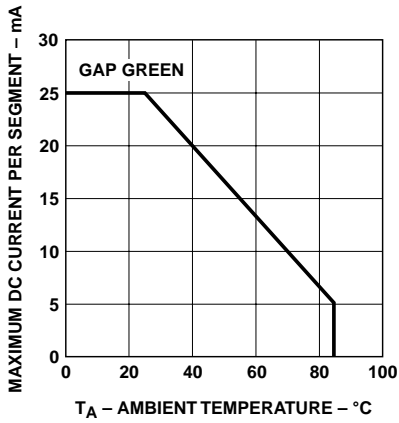


Figure 5. Maximum allowable average or DC current vs. ambient temperature.

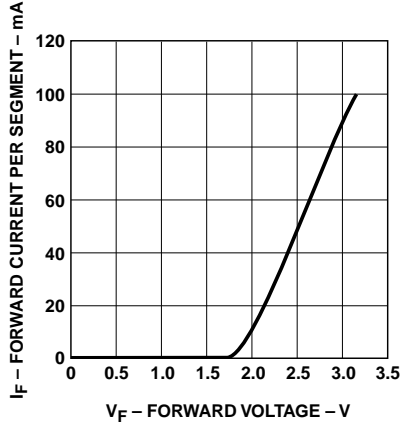


Figure 6. Forward current vs. forward voltage.

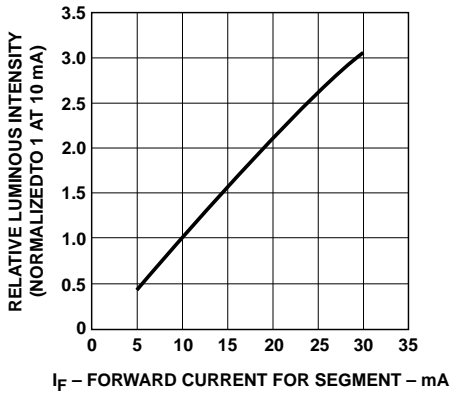


Figure 7. Relative luminous intensity vs. DC forward current.

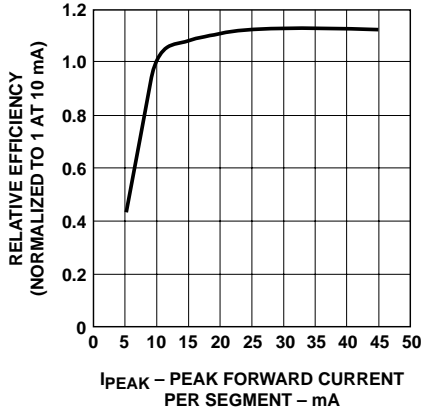


Figure 8. Relative efficiency (luminous intensity per unit current) vs. peak current.



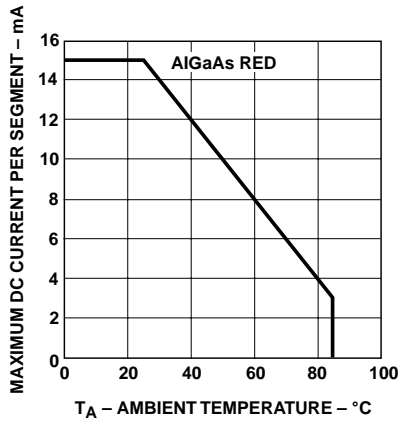


Figure 9. Maximum allowable average or DC current vs. ambient temperature.

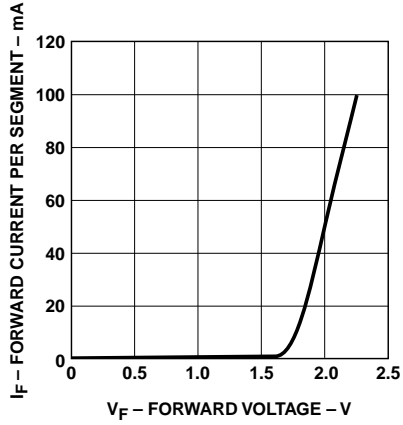


Figure 10. Forward current vs. forward voltage.

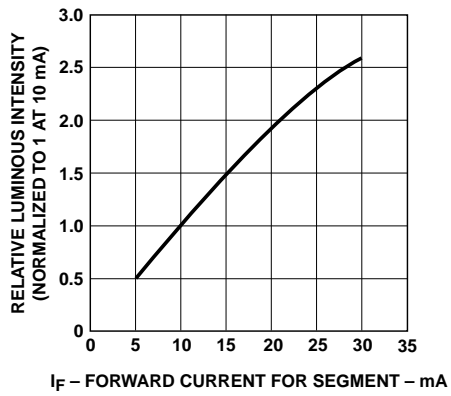


Figure 11. Relative luminous intensity vs. DC forward current.

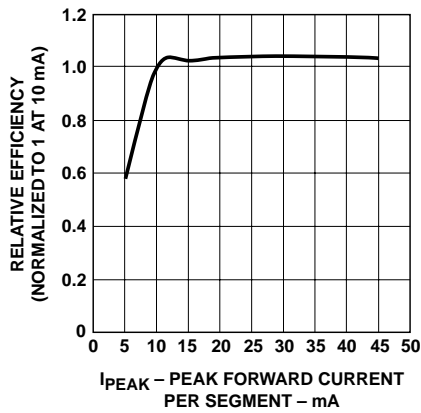


Figure 12. Relative efficiency (luminous intensity per unit current) vs. peak current.

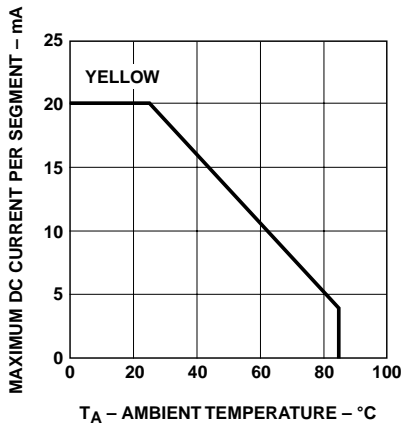


Figure 13. Maximum allowable average or DC current vs. ambient temperature.

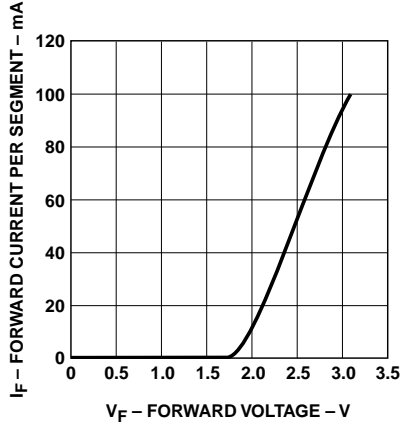


Figure 14. Forward current vs. forward voltage.

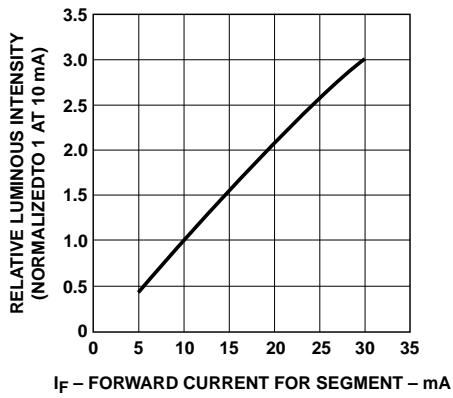


Figure 15. Relative luminous intensity vs. DC forward current.

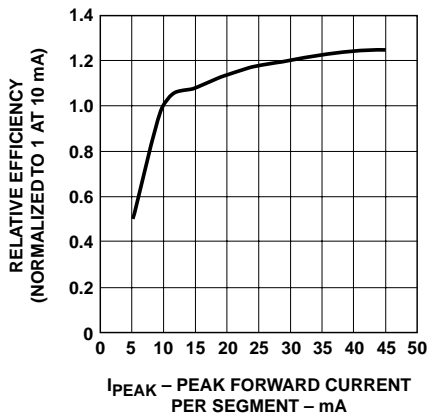


Figure 16. Relative efficiency (luminous intensity per unit current) vs. peak current.

[查询"HDSP-G01A"供应商](#)

**[www.agilent.com/semiconductors](http://www.agilent.com/semiconductors)**

For product information and a complete list of distributors, please go to our web site.

For technical assistance call:

Americas/Canada: +1 (800) 235-0312 or  
(916) 788-6763

Europe: +49 (0) 6441 92460

China: 10800 650 0017

Hong Kong: (+65) 6756 2394

India, Australia, New Zealand: (+65) 6755 1939

Japan: (+81 3) 3335-8152 (Domestic/International), or 0120-61-1280 (Domestic Only)

Korea: (+65) 6755 1989

Singapore, Malaysia, Vietnam, Thailand,  
Philippines, Indonesia: (+65) 6755 2044

Taiwan: (+65) 6755 1843

Data subject to change.

Copyright © 2004 Agilent Technologies, Inc.

July 17, 2004

5988-2972EN