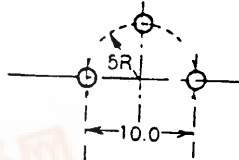
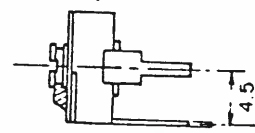
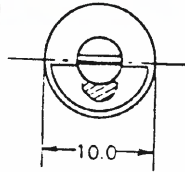


148-157 to 148-161 EUROPA

查询 CV03E300 供应商

CV03 B130 / CV03 C500  
CV03 D700 / CV03 E100



**SPECIFICATION**

Part No.	Max Cp. (PF)	Min Cp. (PF)	Q (at Max Cp) (F = 10MHZ)	Temp. Coefficient.	Indicate.
CV03 B100	12.0				
CV03 C500	50.0				
CV03 D700	70.0				
CV03 E100	10				

CV03 SERIES

Specs Full

ATTN: DAVID WATSON  
REF: CERAMIC TRIMMER CAPACITORS

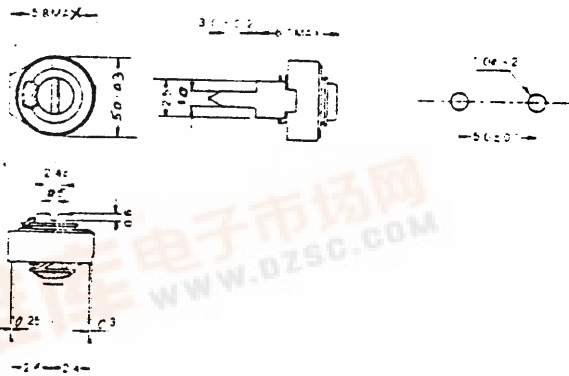
WE CONFIRM THE FOLLOWING ADDITIONAL TECHNICAL INFORMATION -

WORKING VOLTAGE: 200V DC TO - 850.  
DIELECTRIC STRENGTH: 500V DC AT MAX RATED CAPACITANCE  
INSULATION RESISTANCE: 10,000 M OHM. AT 250V DC MAX RATED CAPACITANCE.

**SPECIFIC**

Part N	Max Cp. (PF)	Min Cp. (PF)	Q (at Max Cp) (F = 10MHZ)	Temp. Coefficient.	Indicate.
CV01 B150	15.0	5.0	500 Over.	-300X10 <sup>-6</sup>	B 150
CV01 C300	30.0	5.0	500 Over.	-500X10 <sup>-6</sup>	C 300

148-157 CV05 A0601  
148-158 CV05 C1201  
148-159 CV05 D2001  
148-160 CV05 E3001  
148-161 CV05 E5001



**SPECIFICATION**

Part No.	Max Cp. (PF)	Min Cp. (PF)	Q (at Max Cp) (F = 10MHZ)	Temp. Coefficient.	Color indicate.
CV05 A0601	6.0	1.5	300 Over.	NPC = 250	Red.
CV05 C1201	12.5	2.8	300 Over.	N600 = 250	Nil.
CV05 D2001	20.0	3.5	300 Over.	N750 - 300	Blue.
CV05 E3001	30.0	5.0	300 Over.	N1500 = 300	Yellow.
CV05 E5001	50.0	5.5	300 Over.	N1500 = 500	Green.