
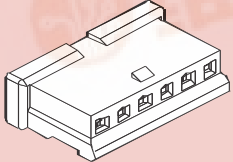
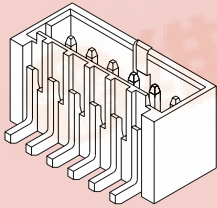
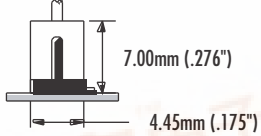
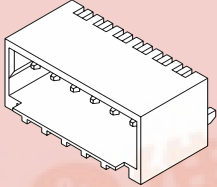
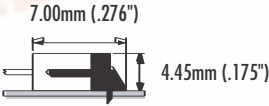
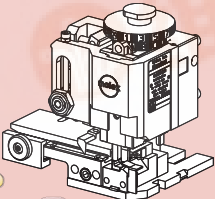


[查询"63811-0100"供应商](#)

	Description	Order No.	Circuits	Wire Range	Mated Dimensions	Materials (UL 94V-0)	Packaging
Terminal							
	Crimp Terminal	87421-0000	—	24 to 30 AWG	—	Tin-plated Phosphor Bronze	Reel
Crimp Housing							
	Friction Locking Receptacle Housing	87439-XX00	2-15	—	—	Glass-filled 6/6 Nylon	Bag
Header							
	Vertical SMT Header	87437-XX43	2-15	—		Glass-filled 4/6 Nylon	Embossed Tape
	Right Angle SMT Header	87438-XX43	2-15	—		Glass-filled 4/6 Nylon	Embossed Tape

Replace XX with number of circuits

APPLICATION TOOLING

	Terminal	Insulation Diameter	Strip Length	Order No.		
				TM-2000 Applicator	TM-40/TM-42 Applicator	Hand Tool
	87421-0000	1.15mm (.045") max.	1.05 to 1.54mm (.041 to .061")	63862-7000	63852-7000	63811-0100

FEATURES AND BENEFITS



**1.50mm (.059") Pitch
Pico-SPOX™**

[查询"63811-0100"供应商](#)

- Dual-point contact design for greater reliability
- Anti-fishhooking contact design to improve handling during harness assembly
- Locking tang on contact for secure retention to the housing
- Friction lock between receptacle housing and headers insures secure retention when mounted
- Lead-in chamfer on receptacle to ease mating
- Embossed tape packaging standard with headers for high volume applications
- Headers fully shrouded to protect pins
- Polarized mating geometry insures header and receptacle cannot be mis-mated
- Lead-free plating

SPECIFICATIONS

Reference Information

Recommended Wire Style
24 to 28 AWG: UL 1061
30 AWG: UL 1571
UL File No.: E29179
CSA File No.: LR19980A
RoHS Compliant

Electrical

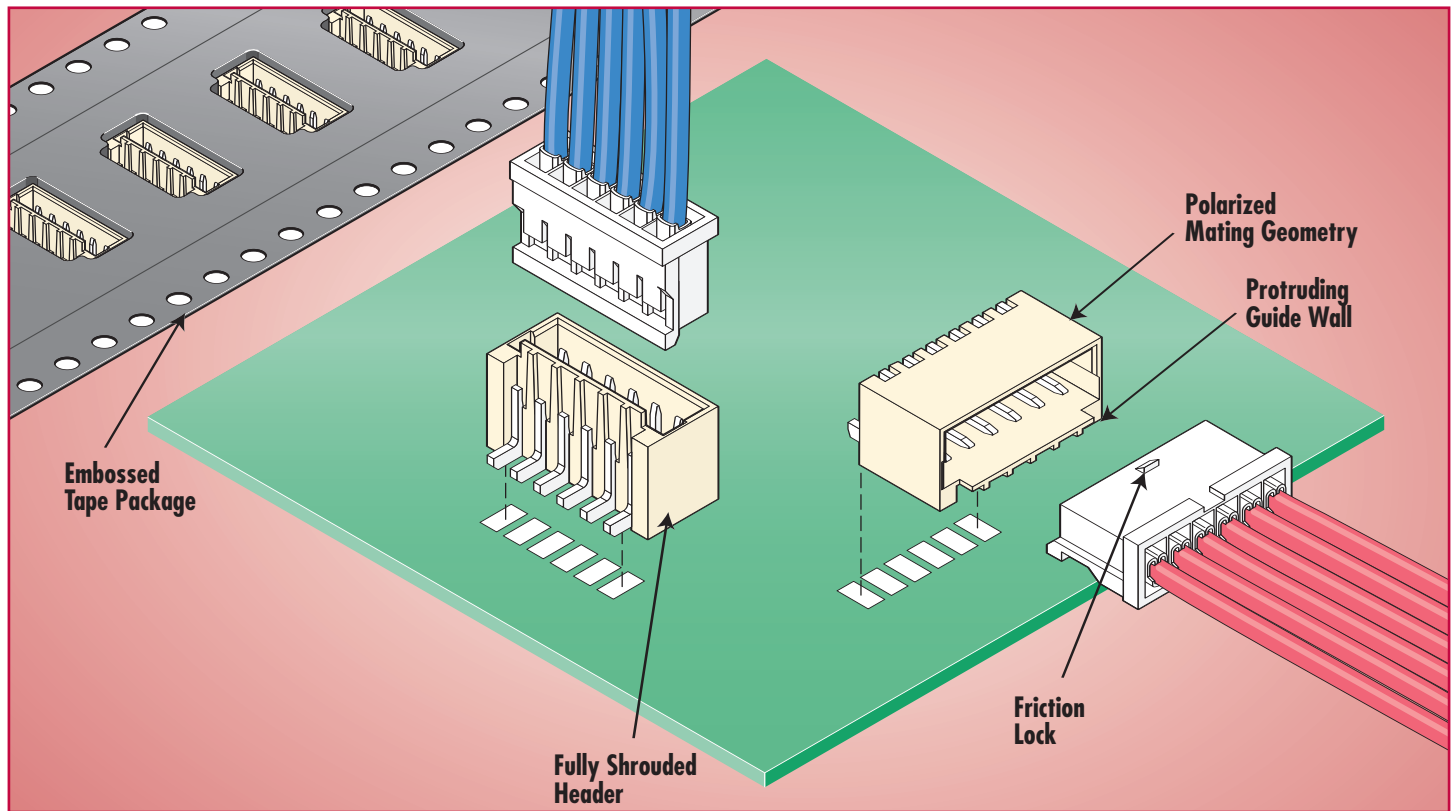
Current: 3.0A max.
Voltage: 50V
Contact Resistance: 40 milliohms max.
Dielectric Withstanding Voltage: 500V AC per 1 minute
Insulation Resistance: 1000 Megohms min.

Physical

Housing: White, Nylon, 6/6, UL 94V-0
Header: Beige, Nylon 4/6, UL 94V-0
Terminal: Phosphor Bronze
Pin: Brass
Plating: Lead-free Tin
Operating Temperature: -55 to +105°C

Mechanical

Mating Force (10-circuit parts): 5.9N max.
Unmating force (10-circuit parts): 1.5N min.
Durability: 10 cycles



Americas Headquarters
Lisle, Illinois 60532 U.S.A.
1-800-78MOLEX
amerinfo@molex.com

Far East North Headquarters
Yamato, Kanagawa, Japan
81-462-65-2324
feninfo@molex.com

Far East South Headquarters
Jurong, Singapore
65-6-268-6868
fesinfo@molex.com

European Headquarters
Munich, Germany
49-89-413092-0
eurinfo@molex.com

Corporate Headquarters
2222 Wellington Ct.
Lisle, IL 60532 U.S.A.
630-969-4550
Fax:630-969-1352

Visit our Web site at <http://www.molex.com>