

# WECP82 Electronically controlled ESD soldering station

查询"52602499"供应商



The WECP82 uses Temtronic Technology to protect sensitive components and has the capability for high mass soldering. Temperature is adjustable up to 450° by using the front knob to select the desired temperature indicated by the scale. When the iron reaches the selected temperature the LED will pulse.

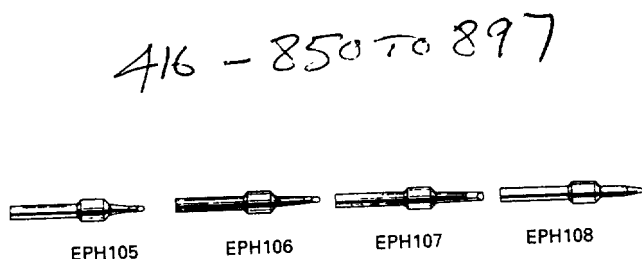
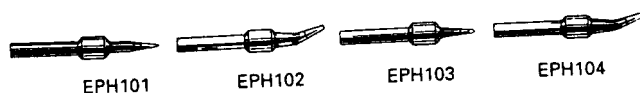
This unit is fitted with a Bench Static Earth Point and it is recommended that this is connected to a clean earthing system when soldering sensitive components. LR82 Soldering Iron is used which gives the operator a choice of tips from the HT range. HT2 tip is fitted as standard.

Cat. No.	Description
WECP82	230V complete station
<b>Accessories</b>	
BH81	Bench holder
LR82	80 Watt soldering iron

★★★

## EPH Series tips for EC3100A and EC4100M (EC1301 Iron)

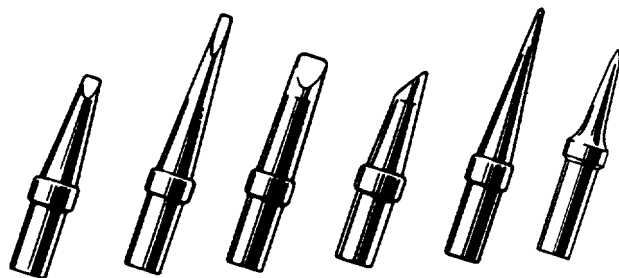
Weller EPH series tips are solid copper plated with iron, nickel and chromium. The nickel and chrome are removed in the working area and the tips are pre-tinned with tin/lead solder. The nickel and chromium protects the shank from corrosion and solder creep. Positively no other soldering tip should be used, even though they may mechanically fit in these tools.



Cat No.	Description	Tip size "/mm	Reach "/mm
EPH101	Micropoint	1/64/0.38	1/16/11
EPH102	Bent conical	1/32/0.8	1/16/11
EPH103	Single flat	1/32/0.8	1/16/11
EPH104	Bent conical	3/64/1.19	1/16/11
EPH105	Single flat	3/64/1.19	3/16/7.9
EPH106	Screwdriver	1/16/1.5	1/16/11
EPH107	Screwdriver	3/64/1.98	1/16/11
EPH108	Chisel	1/4/3.17	1/16/11

## ET Series tips for EC2100 (EC1201 Iron)

416 - 745



Cat. No.	mm"	Description	For series No.
ET-A*	1 6/16	Screwdriver	EC2100
ET-B	2.4 9/32	Screwdriver	EC2100
ET-C	3 2/16	Screwdriver	EC2100
ET-D	5.0 1/16	Screwdriver	EC2100
ET-E	6.0 1/8	Screwdriver	EC2100
ET-H	0.8 1/32	Screwdriver	EC2100
ET-K	1.2 5/64	Long Screwdriver	EC2100
ET-L	2.0 5/64	Long Screwdriver	EC2100
ET-M	3 2/16	Long Screwdriver	EC2100
ET-F	1.2 5/64	Sloped round	EC2100
ET-CC	3.2 1/16	Sloped round	EC2100
ET-O	0.8 1/32	Long Conical	EC2100
ET-P	0.8 1/32	Conical	EC2100
ET-R	1.6 1/16	Screwdriver	EC2100
ET-S	0.4 1/64	Long Conical	EC2100

\* Fitted as standard for EC2100