查询"SK15GD065ET_06"供应商

SEMITOP® 3

IGBT Module

SK15GD065ET

Preliminary Data

Features

- Compact design
- One screw mounting
- Heat transfer and isolation through direct copper bonded aluminium oxide ceramic (DCB)
- Ultrafast NPT technology IGBT
- CAL technology FWD
- Integrated NTC temperature sensor

Typical Applications

- Inverter

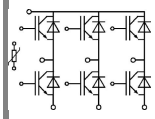

GD-ET

Absolute Maximum Ratings T_s = 25 °C, unless otherwise specified

Symbol	Conditions		Values	Units
IGBT				
V_{CES}	T_j = 25 °C		600	V
I_C	T_j = 125 °C	T_s = 25 °C	20	A
		T_s = 80 °C	14	A
I_{CRM}	I_{CRM}= 2 x I_{Cnom}		30	A
V_{GES}			± 20	V
t_{psc}	V_{CC} = 300 V; $V_{GE} \leq$ 20 V; V_{CES} < 600 V	T_j = 125 °C	10	µs
Inverse Diode				
I_F	T_j = 150 °C	T_s = 25 °C	22	A
		T_s = 80 °C	15	A
I_{FRM}	I_{FRM}= 2 x I_{Fnom}		30	A
Module				
$I_{t(RMS)}$				A
T_{vj}			-40 ... +150	°C
T_{stg}			-40 ... +125	°C
V_{isol}	AC, 1 min.		2500	V

Characteristics T_s = 25 °C, unless otherwise specified

Symbol	Conditions		min.	typ.	max.	Units
IGBT						
$V_{GE(th)}$	V_{GE} = V_{CE}, I_C = 0,4 mA		3	4	5	V
I_{CES}	V_{GE} = 0 V, V_{CE} = V_{CES}	T_j = 25 °C			0,07	mA
		T_j = 125 °C				mA
I_{GES}	V_{CE} = 0 V, V_{GE} = 20 V	T_j = 25 °C			120	nA
		T_j = 125 °C				nA
V_{CE0}		T_j = 25 °C		1,2	1,3	V
		T_j = 125 °C		1,1	0,9	V
r_{CE}	V_{GE} = 15 V	T_j = 25°C		80	120	mΩ
		T_j = 125°C		110		mΩ
$V_{CE(sat)}$	I_{Cnom} = 15 A, V_{GE} = 15 V	T_j = 25°$C_{chiplev.}$		2	2,5	V
		T_j = 125°$C_{chiplev.}$		2,2		V
C_{ies}	V_{CE} = 25, V_{GE} = 0 V	f = 1 MHz		0,8		nF
C_{oes}				0,084		nF
C_{res}				0,052		nF
$t_{d(on)}$	R_{Gon} = 125 Ω	V_{CC} = 300V		45		ns
t_r		I_{Cnom}= 10A		40		ns
E_{on}		T_j = 125 °C		0,3		mJ
$t_{d(off)}$	R_{Goff} = 125 Ω	V_{GE}=±15V		340		ns
t_f				90		ns
E_{off}				0,22		mJ
$R_{th(j-s)}$	per IGBT				1,9	K/W

 © by SEMIKRON

查询"SK15GD065ET_06"供应商

SEMITOP® 3

IGBT Module

SK15GD065ET

Preliminary Data

Features

- Compact design
- One screw mounting
- Heat transfer and isolation through direct copper bonded aluminium oxide ceramic (DCB)
- Ultrafast NPT technology IGBT
- CAL technology FWD
- Integrated NTC temperature sensor

Typical Applications

- Inverter

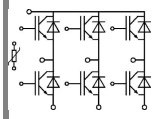

GD-ET

Characteristics						
Symbol	**Conditions**		**min.**	**typ.**	**max.**	**Units**
Inverse Diode						
$V_F = V_{EC}$	I_{Fnom} = 10 A; V_{GE} = 0 V	T_j = 25 °$C_{chiplev.}$		1,4	1,7	V
		T_j = 125 °$C_{chiplev.}$		1,4		V
V_{F0}		T_j = 25 °C		1	1,1	V
		T_j = 125 °C		0,9		V
r_F		T_j = 25 °C		45	60	mΩ
		T_j = 125 °C		50		mΩ
I_{RRM}	I_{Fnom} = 10 A	T_j = 125 °C		11		A
Q_{rr}	di/dt = -290 A/µs			1,1		µC
E_{rr}	V_{CC}= 300V			0,24		mJ
$R_{th(j-s)D}$	per diode				2,3	K/W
M_s	to heat sink		2,25		2,5	Nm
w				30		g
Temperature sensor						
R_{100}	T_s =100°C (R_{25}=5kΩ)			493±5%		Ω

This is an electrostatic discharge sensitive device (ESDS), international standard IEC 60747-1, Chapter IX.

This technical information specifies semiconductor devices but promises no characteristics. No warranty or guarantee expressed or implied is made regarding delivery, performance or suitability.

 © by SEMIKRON

查询"SK15GD065ET_06"供应商

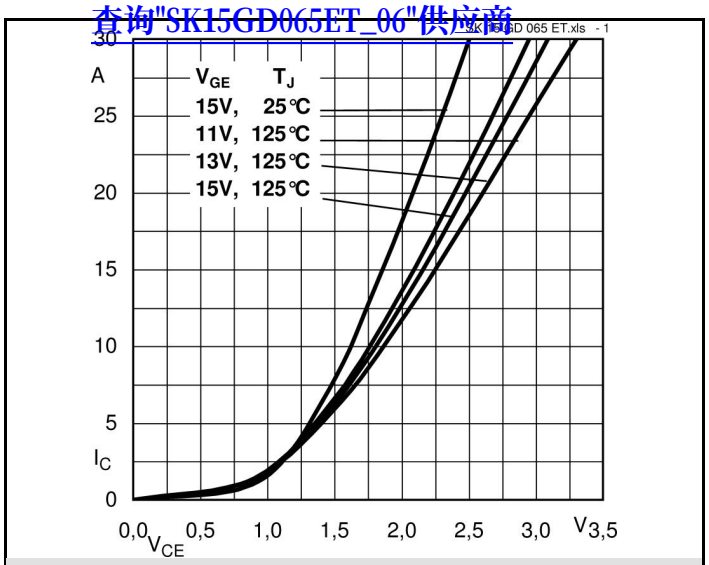

Fig. 1 Typ. output characteristic, inclusive $R_{CC'+EE'}$

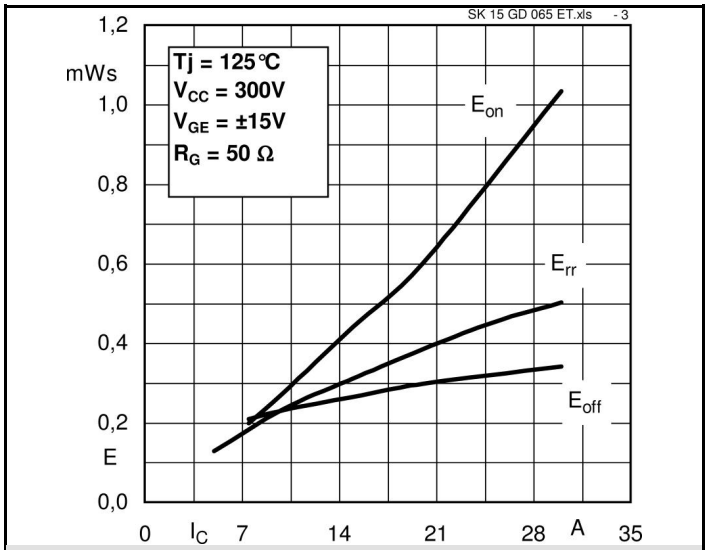

Fig. 3 Typ. turn-on /-off energy = f (I_C)

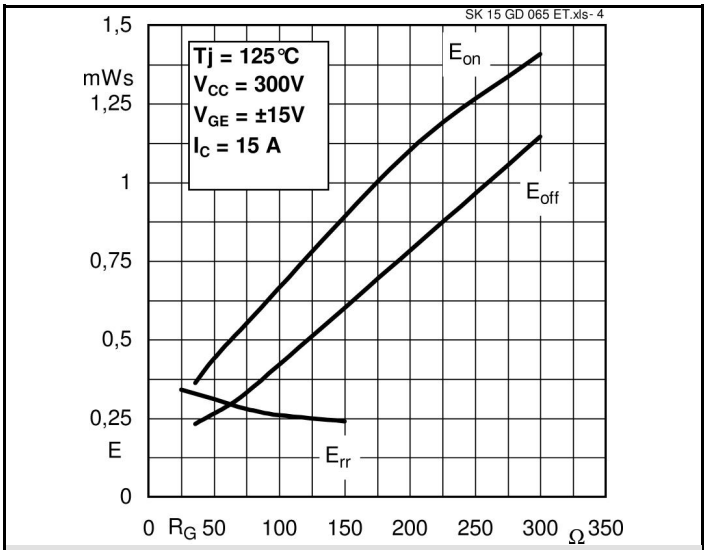

Fig. 4 Typ. turn-on /-off energy = f (R_G)

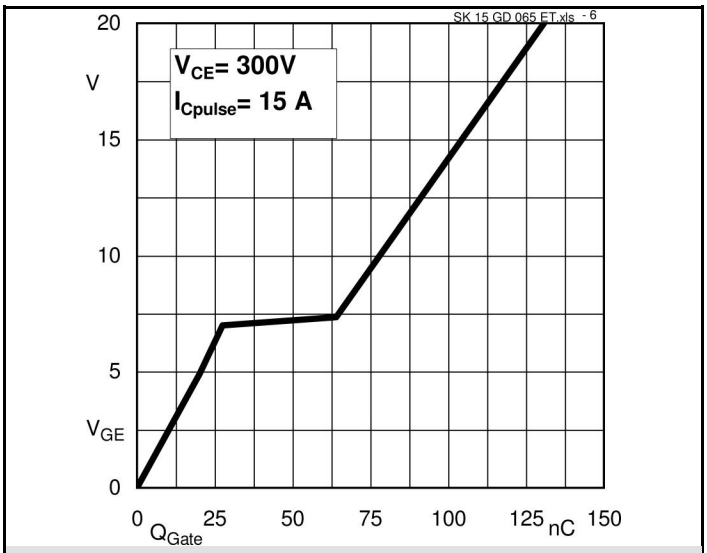

Fig. 6 Typ. gate charge characteristic

 © by SEMIKRON

查询"SK15GD065ET_06"供应商

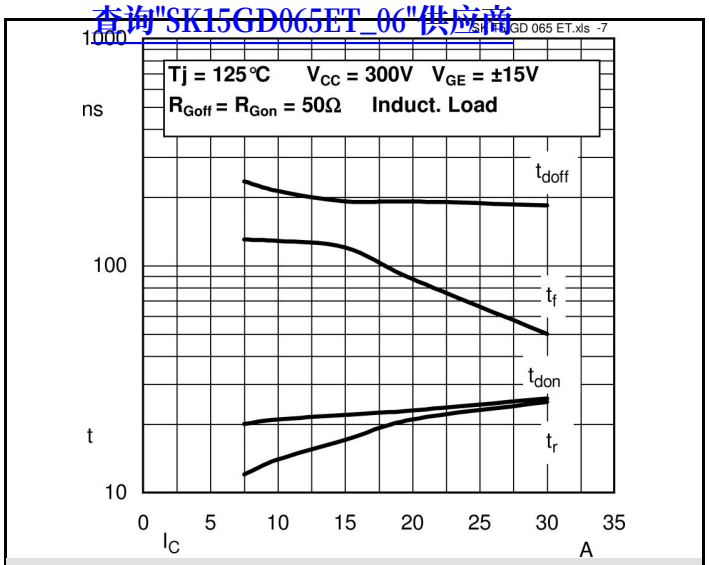

Fig. 7 Typ. switching times vs. I_C

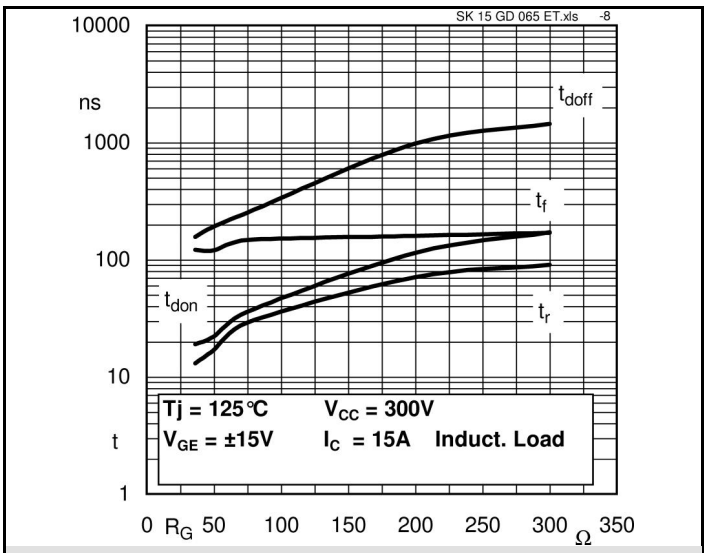

Fig. 8 Typ. switching times vs. gate resistor R_G

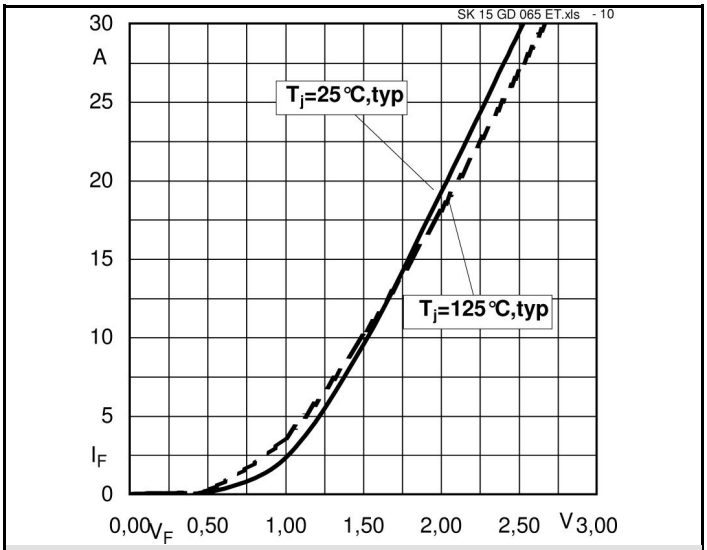

Fig. 10 CAL diode forward characteristic

 © by SEMIKRON

查询"SK15GD065ET_06"供应商

UL recognized file no. E 63 532

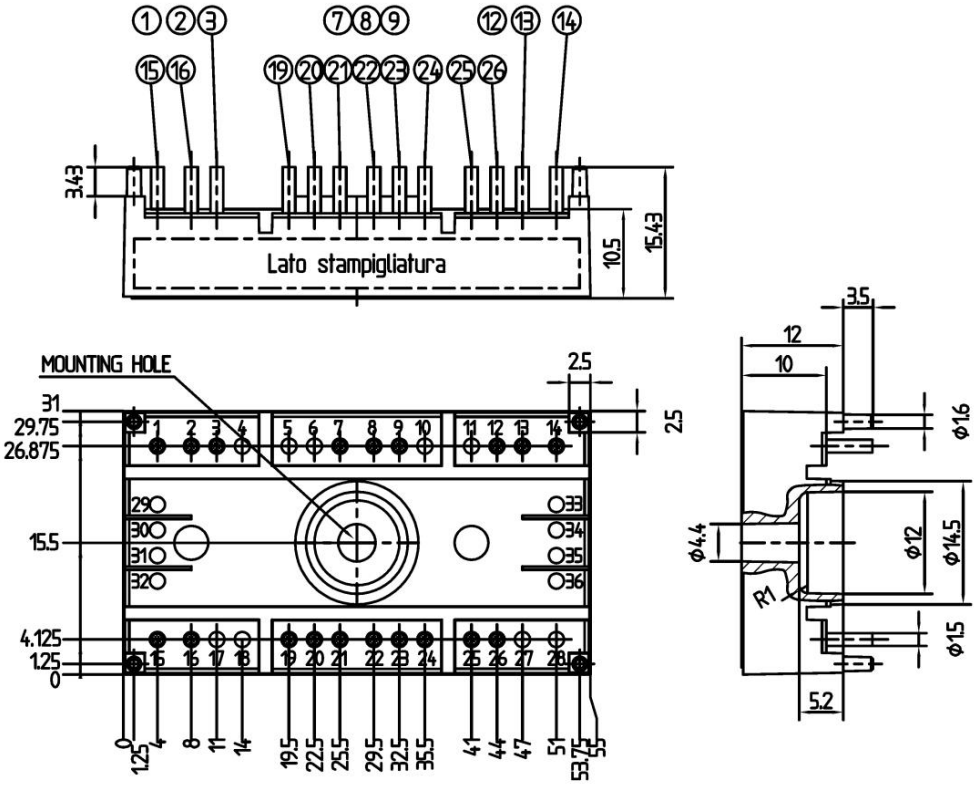

Case T52 (Suggested hole diameter, in the PCB, for solder pins and plastic mounting pins: 2mm)

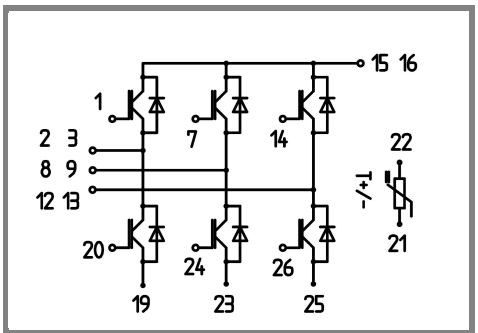

Case T 52 GD-ET

 © by SEMIKRON