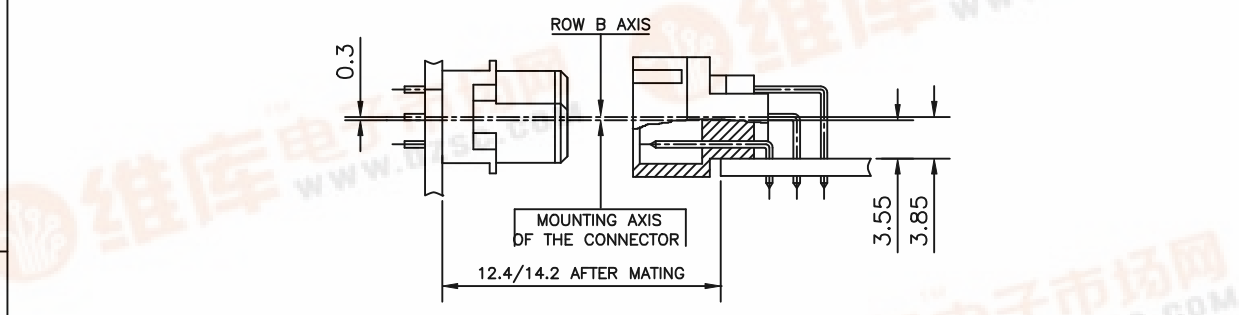
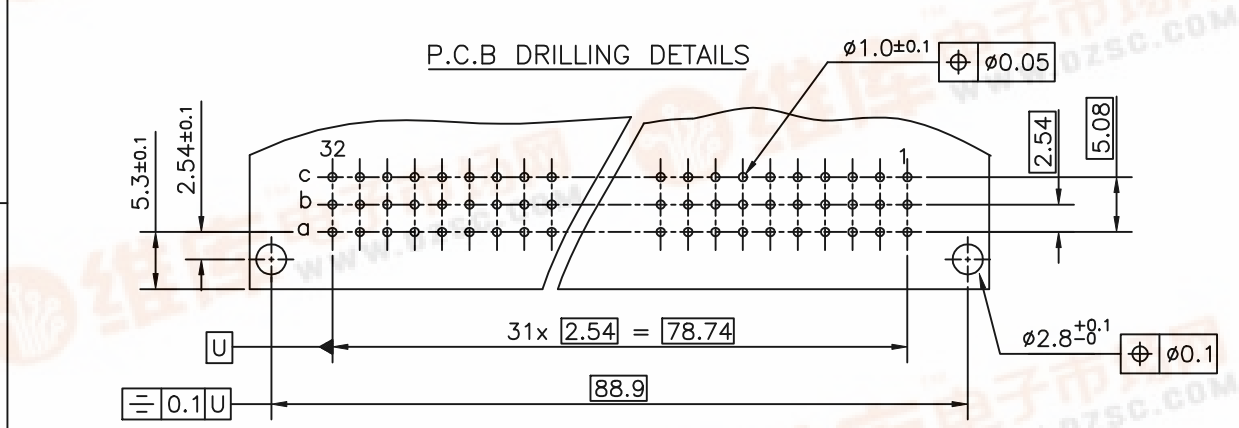
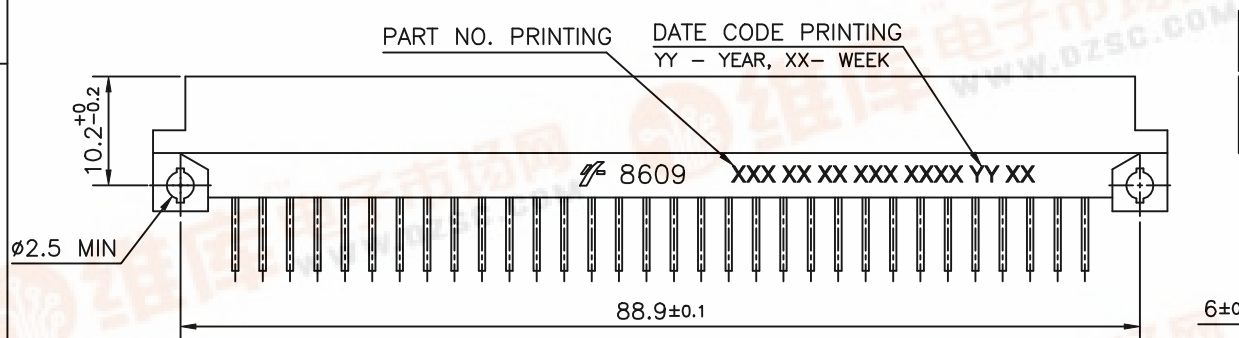
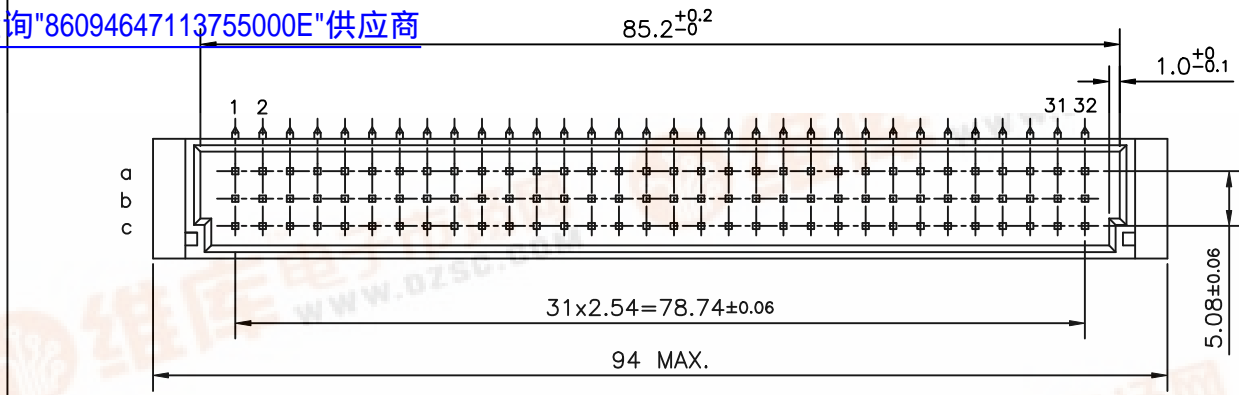


查询"86094647113755000E"供应商

Tous droits strictement réservés. Reproduction ou communication a des tiers interdite sous quelque forme que ce soit sans autorisation écrite du Propriétaire de c FCI. Droits de reproduction FCI.

FCI

All rights strictly reserved. Reproduction or issue to third parties in any form whatever is not permitted without written authority from the proprietor. Property of FCI. Copyright FCI.



TECHNICAL SPECIFICATION

HOUSING MATERIAL : THERMOPLASTIC POLYESTER UL94V0, GREY
 HOUSING CAN WITHSTAND EXPOSURE TO LEAD FREE WAVE SOLDERING TEMPERATURE OF 260-265°C WHEN USED WITH PROTECTIVE ADHESIVE OR PROTECTIVE METALLIC DEVICE FOR RIGHT ANGLE CONNECTORS AS IT IS USED IN CLASSICAL LEAD WAVE SOLDERING AT 235-250°C.
 CONTACT / HARPOON MATERIAL : COPPER ALLOY
 CONTACT PLATING :
 ACTIVE ZONE : GOLD OVER NICKEL
 TERMINATION ZONE :
 TIN LEAD VERSION : TIN LEAD OVER NICKEL
 LEAD FREE VERSION : TIN (PURE MATTE) OVER NI
 HARPOON PLATING :
 TIN LEAD VERSION : TIN LEAD OVER NICKEL
 LEAD FREE VERSION : TIN (PURE MATTE) OVER NI
ELECTRICAL DATA
 CURRENT RATING AT 20°C : 1.5 A
 CURRENT (I MAX) : 2 A
 TEMPERATURE RANGE : -55°C/+125°C
 CONTACT RESISTANCE : ≤ 20mΩ
 INSULATION RESISTANCE : ≥ 10⁶ MΩ
 TEST VOLTAGE (rms) : 1000V
MECHANICAL DATA
 INSERTION FORCE PER CONTACT : ≤ 0.94N
 EXTRACTION FORCE PER CONTACT : ≥ 0.15N
 REFERENCE SPECIFICATIONS : DIN 41612 / IEC 603-2

SERIES	8609	3	96	7	1	13	7	4	5	000E
ROWS FITTED WITH CONTACTS										
Rows a-b-c		3	96							
Rows a-c		4	64							
NUMBER OF CONTACTS										
TYPE OF INSULATOR										
3 ROW MALE INSULATOR				7						
METHOD OF MOUNTING										
STANDARD MOUNTING - STYLE C										1
TERMINATION										
ANGLED SPILL										13
OPTIONS										
NO OPTION										7
WITH HARPOONS										H
PERFORMANCE CLASS										
DIN 41612 CLASS 3										4
DIN 41612 CLASS 2										5
DIN 41612 CLASS 1										6
AS PER MIL C 55302/ JSS 50808										8
PITCH PER ROW										
2.54										5
000E										TIN LEAD VERSION
ELF										LEAD FREE VERSION

NOTES:-
 1. THE "LF" PRODUCTS MEET EUROPEAN UNION DIRECTIVES AND OTHER COUNTRY REGULATIONS AS DESCRIBED IN GS-22-008
 2. THE HOUSING WILL WITHSTAND EXPOSURE TO 260°C PEAK TEMPERATURE FOR 3.5 SECONDS IN A WAVE SOLDER APPLICATION WITH A 1.6 MM MINIMUM THICK CIRCUIT BOARD
 3. LEAD FREE OR RoHS DIRECTIVE LABELING TO BE PROVIDED AS PER GS-14-920 FOR LEAD FREE VERSION.

INDEX	DATE	REVISION DESCRIPTION
b	19/05/2005	TECHNICAL SPECIFICATION MODIFIED AND LEAD FREE NOTE ADDED.
a	16/09/2004	PART NO. 000E1 CHANGED TO 000E , HARPOON MOUNTING ADDED AND DRAWING NO.WAS C-8609-0137 REV. c.

ltr	Ecn no	Dr	date
b	105-0042	MINI	19/05/2005
a	104-0063	MINI	16/09/2004

			✓	Tolerance LINEAR ±0.1 ANGULAR ±1°	Projection MM
Dr	Mini K Vandanath	16/09/2004	Product Family 8609		Size A3
Eng	Rakhee George	16/09/2004	Spec ref		Scale
Chr	Rakhee George	19/05/2005	Material SEE TECH. SPEC.		ECN
Appr	K Somasundaram	19/05/2005			
FCI			Title DIN STANDARD HEADER (ANGLED SPILL DIN41612 STYLE-C)		Dwg no C-8609-2001
DENGGEURO/8609			Catalog no 8609---7113---XXXX		Rev. b
			CUSTOMER COPY		Sheet 1 of 1