

查询"100LET"供应商

968-754

Bussmann

240Vac/150Vdc



Electrical Characteristics						Ordering Information			Dimensions	Curves
Type	Rated current RMS-Amps	I ² t (A ² SEC)			Watts Loss	Part Number	Carton Qty.	Carton Weight (Kg)	Figure Number	BIF #
		Pre-arc	Clearing At 120V	Clearing At 240V						
LCT	6	2	6	9	1.0	6LCT	20	0.110	Fig. 1	35785201
	10	3.8	12	22	2.5	10LCT	20	0.110		
	12	7	22	32	2.5	12LCT	20	0.110		
	16	20	50	100	2.5	16LCT	20	0.110		
	20	25	80	160	4.0	20LCT	20	0.110		
LET	25	18	120	250	4.0	25LET	10	0.310	Fig. 2	35785202
	32	32	200	450	5.0	32LET	10	0.310		
	35	50	320	600	5.0	35LET	10	0.310		
	50	100	500	1400	7.0	50LET	10	0.310		
	63	180	1100	2200	9.0	63LET	10	0.310		
	80	300	1900	3800	10.0	80LET	10	0.310		
	100	600	3800	7500	10.0	100LET	10	0.310		
	125	600	3800	7500	16.0	125LET	10	0.310		
	160	1100	7000	16000	20.0	160LET	10	0.310		
LMT	180	1600	12000	29000	21.0	180LMT	10	0.310	Fig. 3	35785203
	160	1100	7000	16000	17.0	160LMT	1	0.180		
	200	1500	10000	20000	28.0	200LMT	1	0.180		
	250	3200	20000	40000	28.0	250LMT	1	0.180		
	315	6000	35000	75000	35.0	315LMT	1	0.180		
	355	8000	50000	100000	35.0	355LMT	1	0.180		
LMMT	400	14000	70000	160000	40.0	400LMT	1	0.180	Fig. 4	35785204
	450	18000	100000	220000	42.0	450LMT	1	0.180		
	400	6000	35000	80000	60.0	400LMMT	1	0.370		
	500	14000	80000	170000	64.0	500LMMT	1	0.370		
	630	24000	150000	300000	75.0	630LMMT	1	0.370		
	710	32000	200000	460000	77.0	710LMMT	1	0.370		
800	52000	300000	600000	82.0	800LMMT	1	0.370			
900	75000	400000	800000	97.0	900LMMT	1	0.370			

- Interrupting rating 200kA RMS Symmetrical.
 - Watts loss provided at rated current.
 - Note: 7LET, 10LET, 12LET and 16LET are available for replacement purposes on existing equipment.
 - All fuses above have been tested to 318Vac.
- † UL Recognition on LET and LMT. Others pending – consult Bussmann.

1 Kg = 2.2 lbs 1 lb = 0.45 Kg

Dimensions (mm)

Fig. 1: LCT

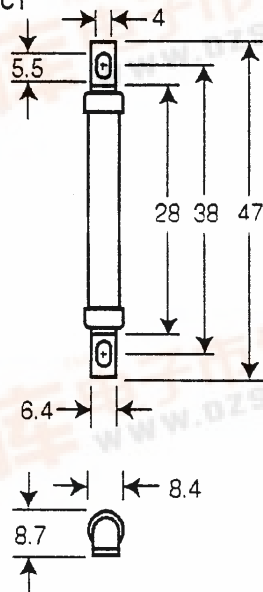
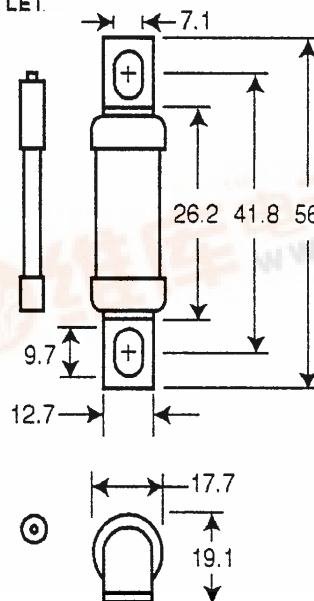


Fig. 2: LET



1mm = 0.0394" 1" = 25.4mm

240V
6-900A



BRITISH
STANDARD
BS 88: Part 4



Bussmann

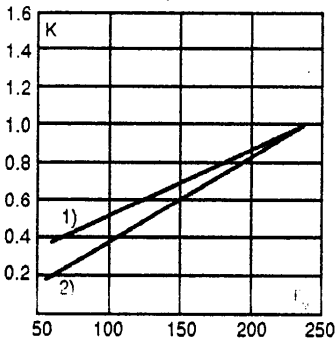


[查询"100LET"供应商](#)

Electrical Characteristics

Total Clearing I²t

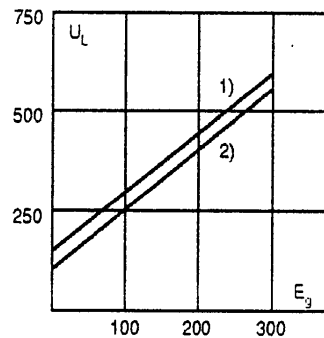
The total clearing I²t at rated voltage and at power factor of 15% are given in the electrical characteristics. For other voltages, the clearing I²t is found by multiplying by correction factor, K, given as a function of applied working voltage, E_g, (RMS).



1) LCT
2) LET, LMT, LMMT

Arc Voltage

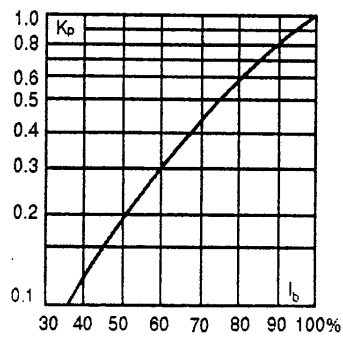
This curve gives the peak arc voltage, U_L, which may appear across the fuse during its operation as a function of the applied working voltage, E_g, (RMS) at a power factor of 15%.



1) LCT
2) LET, LMT, LMMT

Power Losses

Watts loss at rated current is given in the electrical characteristics. The curve allows the calculation of the power losses at load currents lower than the rated current. The correction factor, K_p, is given as a function of the RMS load current, I_b, in % of the rated current.



Dimensions (mm)

Fig. 3: LMT

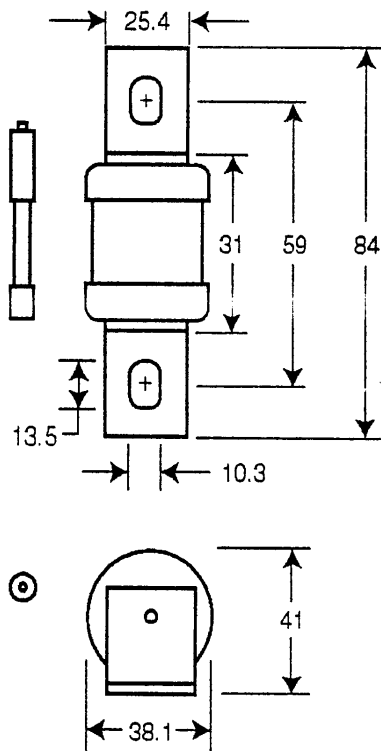
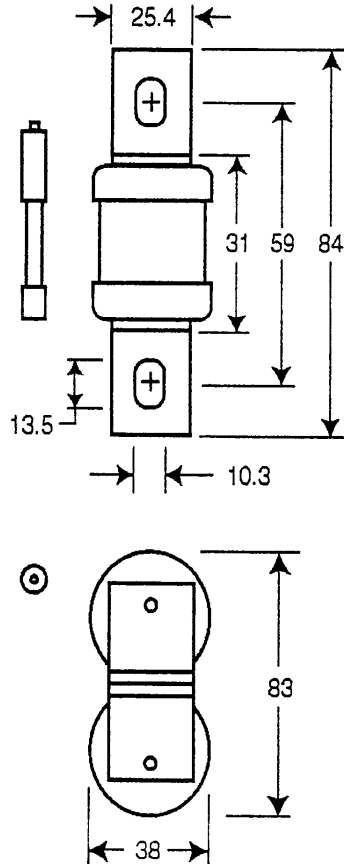


Fig. 4: LMMT



240V
6-900A



BRITISH
STANDARD
BS 88: Part 4



Indicator (Optional)
1mm = 0.0394" 1" = 25.4mm