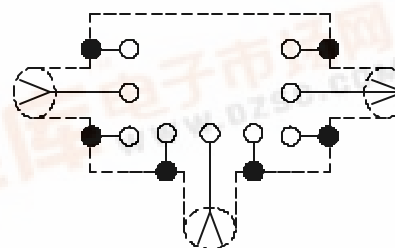
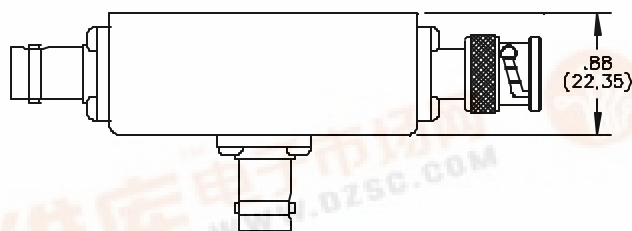
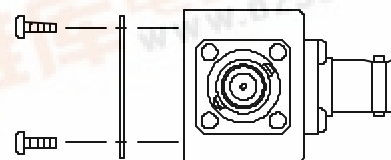
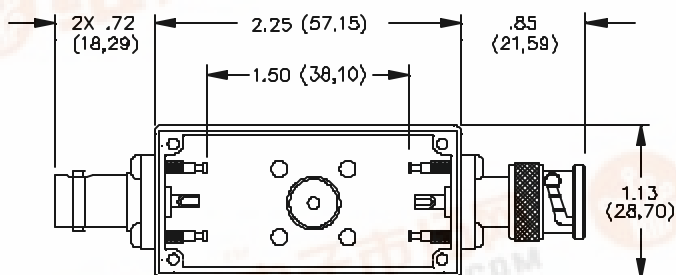


# Model 2401 Size A Aluminum Box With Cover BNC TEE F-F-M



SCHEMATIC

## MATERIALS:

Connector: BNC (M) and BNC (F)

Body: Tarnish Resistant Plating, Center Contact: Female - Gold Plated Beryllium Copper, Male - Gold Plated Brass

Solder Turret Terminal Screws: Steel

Shielded Housing: Die cast aluminum alloy A380 or A384

Finish: Blue baked enamel per Federal Standard 595 #25109 over Phosphoric Etch per MIL-C-15328

Marking: "Pomona Electronics Calif."

Cover: 1.02(.040) thick aluminum #1100-H14 anodized

Marking "Pomona 2401"

Screws: Steel 4 ea. #2-32 x 1/4" Pan Head self-tapping

## RATINGS:

Operating Voltage: Inner conductor/Shield: 500 VRMS Max.

Operating Temperature: -55°C to +150°C

Nominal Impedance: 50 Ohms

## ORDERING INFORMATION: Model 2401

All dimensions are in inches. Tolerances (except noted): .xx = ±.02" (.51 mm), .xxx = ±.005" (.127 mm).

All specifications are to the latest revisions. Specifications are subject to change without notice.

Registered trademarks are the property of their respective companies. Made in USA

6/9/99

SY/EH/LS

S:\Engineering\Release\DataSheets\FIukeDataSheet\d2401\_1\_01.doc

Sales: 800-490-2361 Fax: 888-403-3360

Technical Assistance: 800-241-2060

PomonaACCESS 90149 (800) 444-6785 or (425) 446-6010

More drawings available at [www.pomonaelectronics.com](http://www.pomonaelectronics.com)

Page 1 of 1

