



[查询"151386"供应商](#)


New in this catalogue




BLZ AH Page 5/134



BLZF 5.08 and BLZF 5.00 Pages 5/103 and 5/124





BLDT 5.08 Page 5/104




SLZF 5.08 Page 5/107

## Product overview connectors


[查询"151386"供应商](#)




### Square connector system



### Connector-Systems





System LU

System GSE 10

System AGS

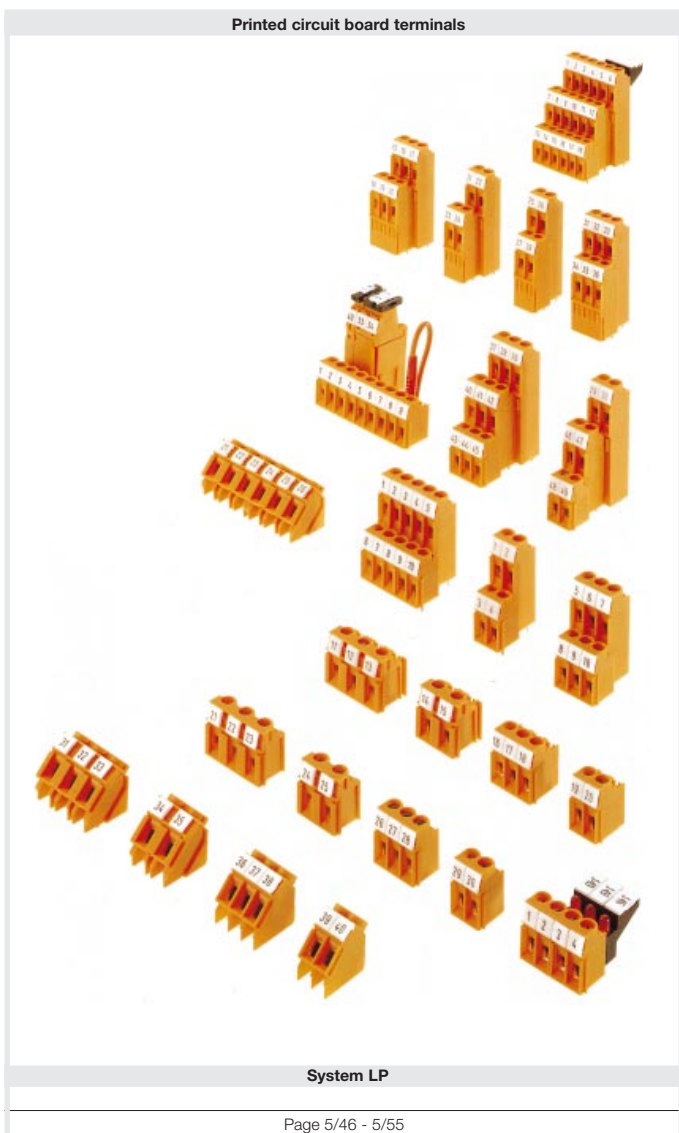
System TOP 4 GS

Page 5/42

Page 5/43

Page 5/44


Page 5/45



Printed circuit board terminals

System LP


Page 5/46 - 5/55



Printed circuit board terminals



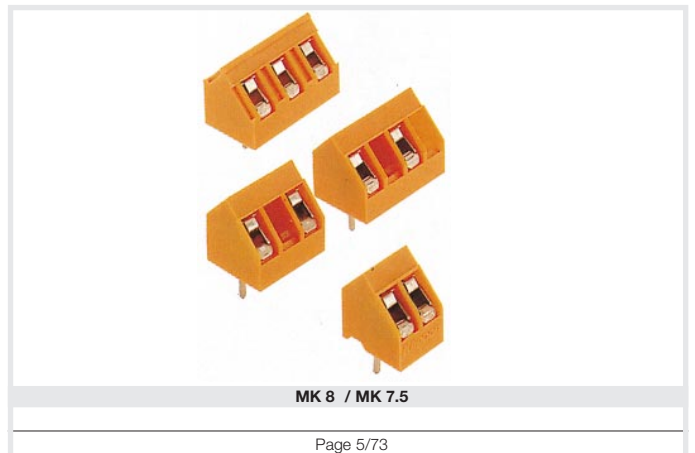

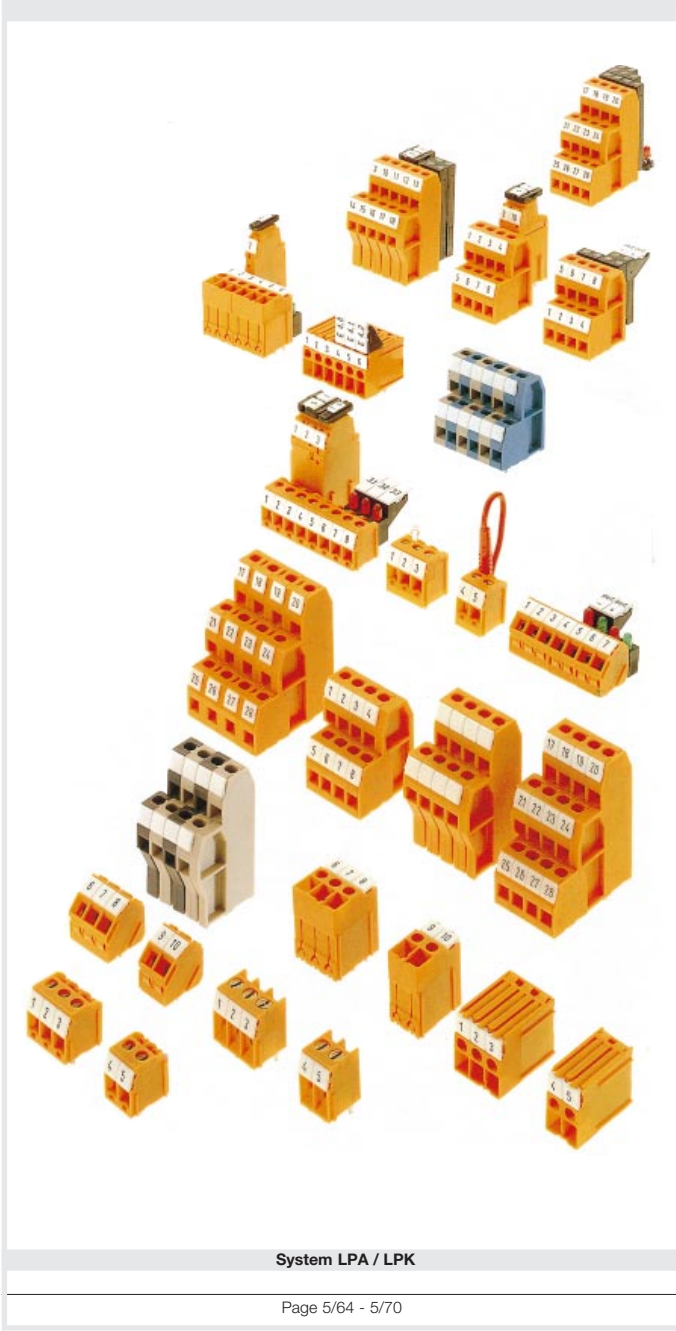
System GSE 5

Page 5/58 - 5/63




Printed circuit board terminal LM 3

Page 5/56




Fast-on tab connection



GSF5

Page 5/80 - 5/81


Fast-on tab connection



DSG 1.5


Page 5/82 - 5/83

## P.C.B. Connectors



System BL / SL


Page 5/84 - 5/89



System BLA / SLA


Page 5/90 - 5/97

PCB Connectors, imperial pitch




System BLZ 5.08/SL 5.08 • BLZ 7.62/SL 7.62

PCB Connectors, metric pitch



System BL 3.5/SL 3.5 • BLZ 5.00/SL 5.00 • BLZ 7.5/SL 7.5

Accessories P.C.B. Connectors



Accessories BLA / SLA

Accessories BLZ/SL 5.00, 5.08, 7.50, 7.62


Accessories BL 3.5 / SL 3.5

Page 5/130 - 5/132

Page 5/133 - 5/134

Page 5/135 - 5/136


Connector-System BE/ SE



BE 5/2...10 / SE 5/2...10

Page 5/137 - 5/138

Connector-System UESD



UESD B32 / UESD S32

Page 5/139 - 5/140

Interface Converter



AICS RS 232 / LWL



Fixing foot for AICS

Pages 5/141 - 5/142


## Heavy-duty connectors

[查询"151386"供应商](#)

A wide range of system components featuring countless possible combinations, rounded off by a range of accessories to suit all applications:

- four fastening systems
- easy-to-use latch
- larger cable space
- knock-resistant coating
- Quality to ISO 9001

**3 – 216 pole connectors,  
standard and corrosion-proof options**



The cost-effective customer-specific solution is called ConCept.

This new modular system consists of a number of modules that differ in pole number and electrical ratings.

The modules can be combined in any desired combination to create a complete connector.



# Heavy-duty connectors

Mainline products [查询"151386"供应商](#)

Size	1	2	3	4	5	6	7	8	9	10	12
<b>Series HA</b> 250 V~/300 V-/16 A max. Screw connection	3/4	10	-	-	16	-	32	-	48	-	-
<b>Series HE</b> 380 V~/450 V-/16 A max. Screw/Crimp connection	-	-	6	10	-	16	-	24	-	32	48
<b>Series DSTVK</b> 380 V~/450 V-/16 A max. Screw connection	-	-	6	10	-	16	-	24	-	32	48
<b>Series HD</b> 250 V~/300 V-/10 A max. Crimp connection	7/8	15	16	24	25	40	50	64	-	80	128
<b>Series DSTV-HD</b> 250 V~/300 V-/10 A max. Screw connection	-	-	16	24	-	40	-	64	-	-	-
<b>Series HDD</b> 250 V~/300 V-/10 A max. Crimp connection	-	-	24	42	-	72	-	108	-	144	216
<b>Series HSB</b> 380 V~/450 V-/35 A max. Screw connection	-	-	-	-	-	6	-	-	-	12	-
<b>Series HVE</b> 500 V~/600 V-/16 A max. Screw connection	-	-	-	3 + 2	-	6 + 2	-	10 + 2	-	-	-
<b>ConCept</b>	-	-	2	3	-	5	-	7	-	-	-
			modules	modules		modules		modules			

\*The complete range is contained in the Heavy Duty Catalogue

# Heavy-duty connectors

[查询"151386"供应商](#)

## Technical data

	DSTV-K DSTV-K R	HE	HA	DSTV-HD DSTV-HD R	HD	HDD	HSB	HVE
<b>Material data</b>								
Inserts				PC glass fibre reinforced (UL listed)				
Temperature range °C	-40...+125	-40...+125	-40...+125	-40...+125	-40...+125	-40...+125	-40...+125	-40...+125
Contact elements	Copper alloy							
Plating	Ag	Ag/Au	Ag	Au/Sn	Au/Sn	Au/Ag	Ag	Ag
<b>Characteristic system value</b>								
No. of poles	6-48	6-48	3-48	6-64	7-128	24-216	6-12	3-10
Coding without loss of poles	yes	yes	yes	yes	yes	yes	yes	yes
Insertion frequency	≤ 100	≤ 100	≤ 100	≤ 100	≤ 100	≤ 100	≤ 100	≤ 100
Clamping range mm <sup>2</sup>	0,5-2,5	0,5-2,5/0,5-4,0 <sup>1)</sup>	0,5-2,5	0,5-1,5	0,14-2,5	0,14-2,5	0,5-6	0,5-2,5
Conductor size AWG	26...14	22...12	22...14	26...16	26...16	20...14	20...10	20...14
Insulating stripping length								
- Screw connection	8,0 mm	7,0 mm	3+4-p. 4,5 mm 10-48-p. 7,0 mm	10,0 mm			11,0 mm	11,0 mm
- Crimp connection		7,5 mm		4,0 mm		8,0 mm		
<b>Rating data</b>								
Rated current	16 A max.	16 A max.	3+4-p. 10 A max. 10-48-p. 16 A max.	10 A max.	10 A max.	10 A max.	35 A max.	16 A max.
Rated voltage Size C acc. VDE 110 Size B	380V~/450V- 660V~/800V-	380V~/450V- 660V~/800V-	250V~/300V- 380V~/450V-	250V~/300V- 380V~/450V-	250V~/300V- 380V~/450V-	250V~/300V- 380V~/450V-	380V~/450V- 660V~/800V-	500V~/600V-
Rated voltage acc. UL/CSA	600V~	600V~	600V~	600V~	600V~	300V~	600V~	600V~
Protection with/without housing acc. DIN 40050	IP 65 IP 20	IP 65 IP 20	3+4-p. IP 54 IP 20 10-48-p. IP 65/20	IP 65 IP 20	IP 65 IP 20	IP 65 IP 20	IP 65 IP 20	IP 65 IP 20

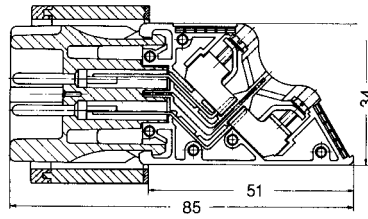
<sup>1)</sup> for HE crimp connection

# Heavy-duty connectors

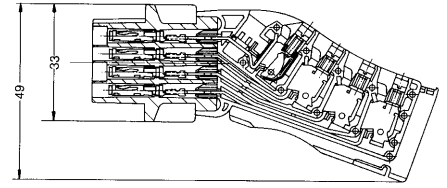
Assembly dimensions for DSTVK and DSTV-HD

[查询"151986"供应商](#)

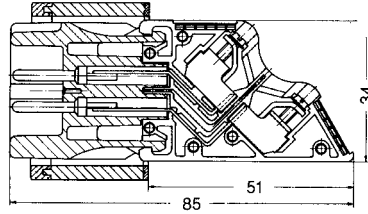
## DSTVK-B..., DSTVK R-B...



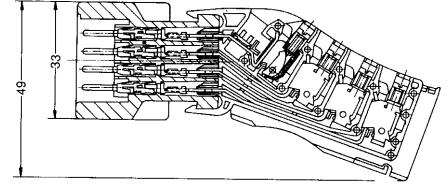
## DSTV-HD-B..., DSTV-HD R-B...



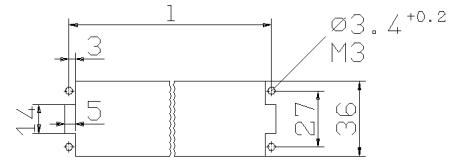
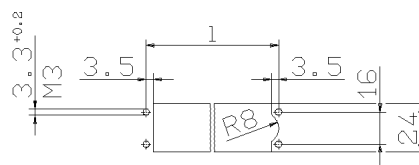
## DSTVK-S, DSTVK R-S...



## DSTV-HD-S..., DSTV-HD R-S...



### Assembly cut-outs and mounting bores for direct assembly of inserts

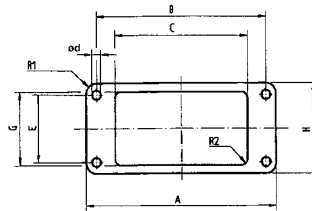


Dimensions (mm)	Length (l)
HA 10 / HD 15	49,5
HA 16 / HD 25	66

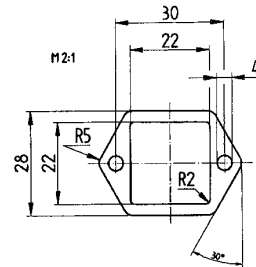
Dimensions (mm)	Length (l)
HE 6 / HD 16 / HDD 24	44
HE 10 / HD 24 / HDD 42	57
HE 16 / HD 40 / HDD 72	77,5
HE 24 / HD 64 / HDD 108	104

### Assembly cut-outs and mounting bores for bulkhead housing

#### Hood Size 2...12



#### Hood HA Size 1




Size	A	B	C	Ød	E	G	H	R1	R2
12	165	148	116,0	6,5	70	80,5	90	7	8
10	124	110	88,0	5,5	65	76,6	83,6	5	2,75
8	140	130	112,2	4,3	32	35	43	5	3
6	113	103	85,5	4,3	32	35	43	5	3
4	93	83	65,2	4,3	32	35	43	5	3
3	80	70	52,2	4,3	32	35	43	5	3
7	102	92	74,2	4,5	42	48,4	56	5	3
5	96	86	73,3	3,5	17,5	24,2	29,5	5	2,75
2	81	70	52,2	3,5	17,5	24,2	29,5	5	2,75

## Heavy-duty connectors

Ingress protection according to EN 60 529/DIN 0470

[www.weidmuller.com](http://www.weidmuller.com) 查询191988®供应商

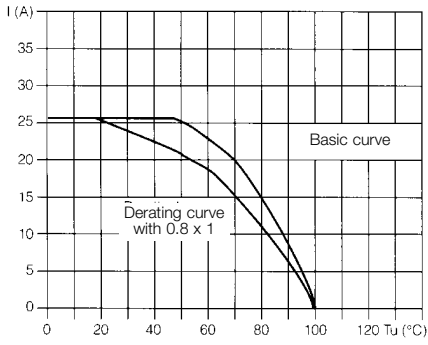
Degrees of protection against solid foreign objects (1st characteristic numeral)		Degrees of protection against ingress of water (2nd characteristic numeral)	
Digit		Digit	
<b>0</b>	No Protection	<b>0</b>	No Protection
<b>1</b>	Protected against foreign objects of 50mm $\varnothing$ and greater. Protected against access to hazardous parts with the back of a hand.	<b>1</b>	Protected against vertically falling water drops. Vertically falling drops shall have no harmful effects.
<b>2</b>	Protected against solid foreign objects of 12.5mm $\varnothing$ and greater. Protected against access to hazardous parts with a finger.	<b>2</b>	Protected against vertically falling water drops when enclosure tilted up to 15°. Vertically falling drops shall have no harmful effects when the enclosure is tilted at an angle up to 15° on either side of the vertical.
<b>3</b>	Protected against solid foreign objects of 2.5mm $\varnothing$ and greater. Protected against access to hazardous parts with a tool.	<b>3</b>	Protected against spraying water. Water sprayed at an angle up to 60° on either side of the vertical shall have no harmful effects.
<b>4</b>	Protected against solid foreign objects of 1mm $\varnothing$ and greater. Protected against access to hazardous parts with a wire.	<b>4</b>	Protected against splashing water. Water projected in splashes against the enclosure from any direction shall have no harmful effects.
<b>5</b>	Dust-protected. Ingress of dust is not totally prevented, but dust shall not penetrate in a quality to interfere with satisfactory operation of the apparatus or to impair safety.	<b>5</b>	Protected against water jets. Water projected in jets against the enclosure from any direction shall have no harmful effects.
<b>6</b>	Dust-tight. No ingress of dust	<b>6</b>	Protected against powerful water jets. Water projected in powerful jets against the enclosure from any direction shall have no harmful effects.
		<b>7</b>	Protected against the effects of temporary immersion in water. Ingress of water in quantities causing harmful effects shall not be possible when the enclosure is temporarily immersed in water under standardised conditions of pressure and time.
		<b>8</b>	Protected against the effects of continuous immersion in water. Ingress of water in quantities causing harmful effects shall not be possible when the enclosure is continuously immersed in water under conditions which shall be agreed between manufacturer and user but which are more severe than for numeral 7.



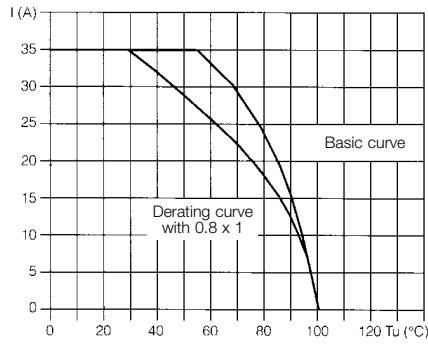
**Choosing a connector from Weidmüller gives you optimum protection**

# Heavy-duty connectors

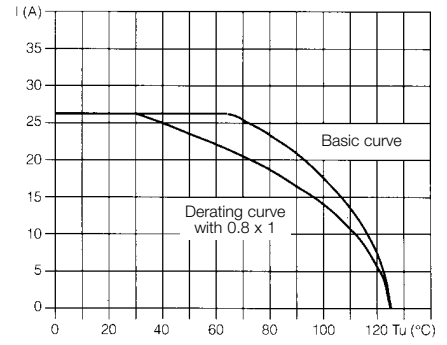
Derating curves [查询"451986"供应商](#)



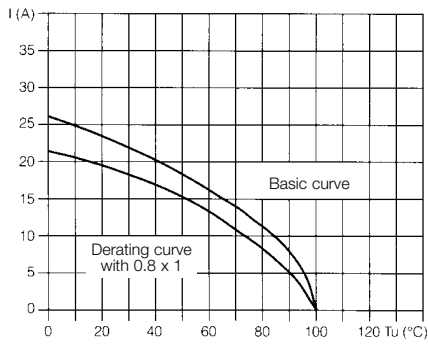
**DUT** **DSTVK 6 B/HDC-HE-6-S**  
**Conductor** **H07V-K 2.5**



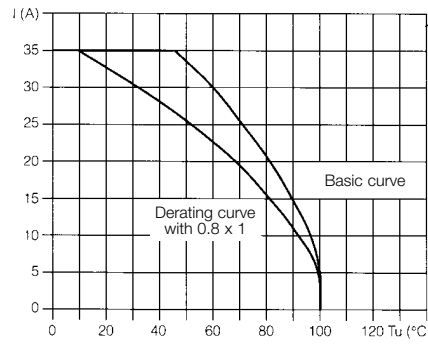
**DUT** **HDC-HSB-6S/B**  
**Conductor** **H07V-K 4.0**



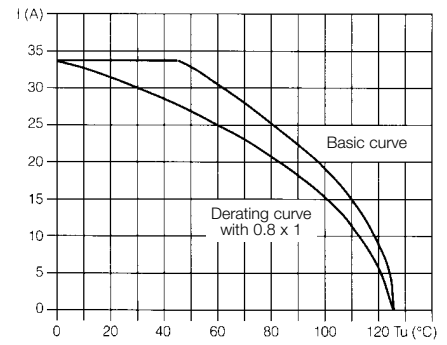
**DUT** **HDC-HE-6S/B**  
**Conductor** **H07V-K 2.5**



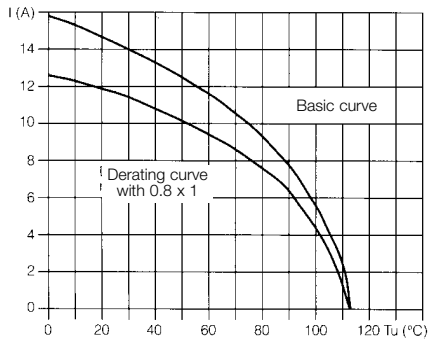
**DUT** **DSTVK 24 B/HDC-HE-24S**  
**Conductor** **H07V-K 2.5**



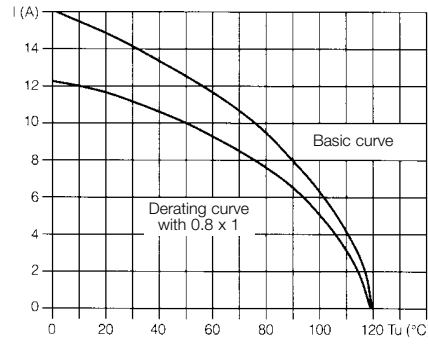
**DUT** **HDC-HSB-12S/B**  
**Conductor** **H07V-K 4.0**



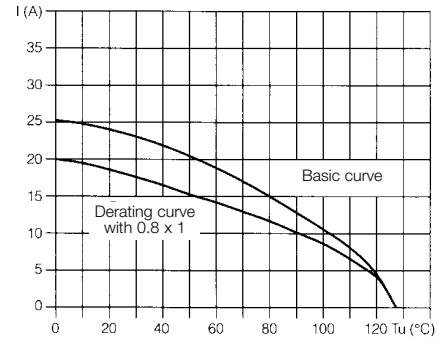
**DUT** **HDC-HE-6S/B**  
**Conductor** **H07V-K 4.0**



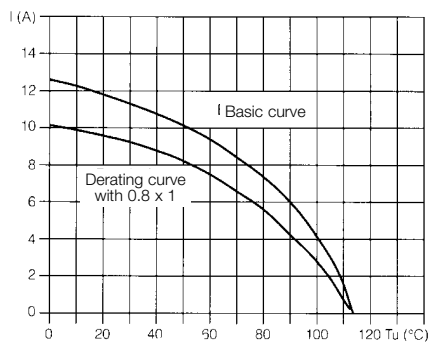
**DUT** **DSTV-HD 16/HDC-HD-16**  
**Conductor** **H07V-K 1.5**



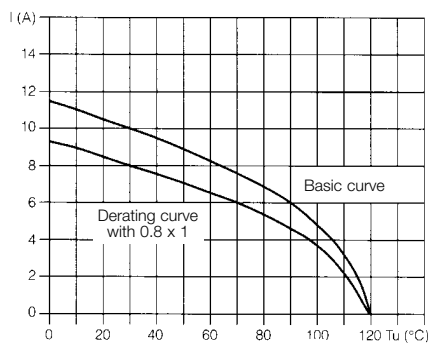
**DUT** **HDC-HD-16S/B**  
**Conductor** **H07V-K 1.5**



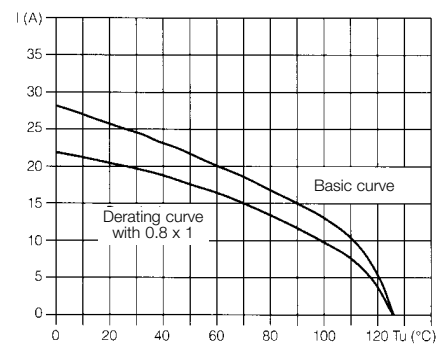
**DUT** **HDC-HE-24S/B**  
**Conductor** **H07V-K 2.5**



**DUT** **DSTV-HD 64/HDC-HD-64**  
**Conductor** **H07V-K 1.5**



**DUT** **HDC-HD-64S/B**  
**Conductor** **H07V-K 1.5**



**DUT** **HDC-HE-24S/B**  
**Conductor** **H07V-K 4.0**

## HDC inserts

Series HA  
Screw connection  
250 V-/300 V-/10 A



Size	Pol	Type	Cat.No.	Qty.
1	3	HDC-HA-3BS	149820	10
1	3	HDC-HA-3SS	149810	10
1	4	HDC-HA-4BS	149840	10
1	4	HDC-HA-4SS	149830	10
2	10	HDC-HA-10BS	165062	5
2	10	HDC-HA-10SS	165061	5
5	16	HDC-HA-16BS	165078	5
5	16	HDC-HA-16SS	165077	5
7	16	HDC-HA-16BS 17-32	165090	5
7	16	HDC-HA-16SS 17-32	165088	5
9	16	HDC-HA-16BS 33-48	165102	5
9	16	HDC-HA-16SS 33-48	165099	5

Series HD  
Crimp connection for turned contacts  
250 V-/300 V-/10 A



Size	Pol	Type	Cat.No.	Qty.
1	7	HDC-HD-7BCG*	165056	10
1	7	HDC-HD-7SCG*	165055	10
2	15	HDC-HD-15BCG	165064	5
2	15	HDC-HD-15SCG	165063	5
3	16	HDC-HD-16BCG	157253	5
3	16	HDC-HD-16SCG	157252	5
4	24	HDC-HD-24BCG	157255	5
4	24	HDC-HD-24SCG	157254	5
5	25	HDC-HD-25BCG	165080	5
5	25	HDC-HD-25SCG	165079	5
6	40	HDC-HD-40BCG	157257	5
6	40	HDC-HD-40SCG	157256	5
8	64	HDC-HD-64BCG	157259	5
8	64	HDC-HD-64SCG	157258	5

Contacts see page 5/16


\*42 Vac only when using Metal Housing

Series DSTV- HD  
Feed-through connectors  
screw connection 250 VDC/300  
VDC/10 A



Size	Pol	Type	Cat.No.	Qty.
3	16	DSTV-HD-SR 16 Au	156637	2
3	16	DSTV-HD-SR 16 Sn	156669	2
3	16	DSTV-HD-SL 16 Au	156645	2
3	16	DSTV-HD-SL 16 Sn	156677	2
3	16	DSTV-HD-BR 16 Au	156633	2
3	16	DSTV-HD-BR 16 Sn	156665	2
3	16	DSTV-HD-BL 16 Au	156641	2
3	16	DSTV-HD-BL 16 Sn	156673	2
4	24	DSTV-HD-SR 24 Au	156638	1
4	24	DSTV-HD-SR 24 Sn	156670	1
4	24	DSTV-HD-SL 24 Au	156646	1
4	24	DSTV-HD-SL 24 Sn	156678	1
4	24	DSTV-HD-BR 24 Au	156634	1
4	24	DSTV-HD-BR 24 Sn	156666	1
4	24	DSTV-HD-BL 24 Au	156642	1
4	24	DSTV-HD-BL 24 Sn	156674	1
6	40	DSTV-HD-SR 40 Au	156639	1
6	40	DSTV-HD-SR 40 Sn	156671	1
6	40	DSTV-HD-SL 40 Au	156647	1
6	40	DSTV-HD-SL 40 Sn	156679	1
6	40	DSTV-HD-BR 40 Au	156635	1
6	40	DSTV-HD-BR 40 Sn	156667	1
6	40	DSTV-HD-BL 40 Au	156643	1
6	40	DSTV-HD-BL 40 Sn	156675	1
8	64	DSTV-HD-SR 64 Au	156640	1
8	64	DSTV-HD-SR 64 Sn	156672	1
8	64	DSTV-HD-SL 64 Au	156648	1
8	64	DSTV-HD-SL 64 Sn	156680	1
8	64	DSTV-HD-BR 64 Au	156636	1
8	64	DSTV-HD-BR 64 Sn	156668	1
8	64	DSTV-HD-BL 64 Au	156644	1
8	64	DSTV-HD-BL 64 Sn	156676	1

Series HDD  
Crimp connection for turned contacts  
250 V-/300 V-/10 A



Size	Pol	Type	Cat.No.	Qty.
3	24	HDC-HDD-24BCM	165116	5
3	24	HDC-HDD-24SCM	165115	5
4	42	HDC-HDD-42BCM	165118	5
4	42	HDC-HDD-42SCM	165117	5
5	72	HDC-HDD-72BCM	165120	5
5	72	HDC-HDD-72SCM	165119	5
8	108	HDC-HDD-108BCM	165122	5
8	108	HDC-HDD-108SCM	165121	5
10	72	HDC-HDD-72BCM 73-144	165126	5
10	72	HDC-HDD-72SCM 73-144	165124	5
12	108	HDC-HDD-108BCM 109-216	165130	5
12	108	HDC-HDD-108SCM 109-216	165128	5

Series HD  
Crimp connection for turned contacts  
250 V-/300 V-/10 A



Size	Pol	Type	Cat.No.	Qty.
1	7	HDC-HD-7BCM*	165058	10
1	7	HDC-HD-7SCM*	165057	10
1	8	HDC-HD-8BCM*	165060	10
1	8	HDC-HD-8SCM*	165059	10
2	15	HDC-HD-15BCM	165066	5
2	15	HDC-HD-15SCM	165065	5
3	16	HDC-HD-16BCM	165072	5
3	16	HDC-HD-16SCM	165071	5
4	24	HDC-HD-24BCM	165089	5
4	24	HDC-HD-24SCM	165087	5
5	25	HDC-HD-25BCM	165082	5
5	25	HDC-HD-25SCM	165081	5
6	40	HDC-HD-40BCM	160173	5
6	40	HDC-HD-40SCM	160171	5
8	64	HDC-HD-64BCM	160174	5
8	64	HDC-HD-64SCM	160172	5


\*42 Vac only when using Metal Housing

Contacts see page 5/16

## HDC-inserts

Series HE  
Crimp connection  
380 V-/450 V-/16 A


[查询"151386"供应商](#)



Size	Pol	Type	Cat.No.	Qty.
3	6	HDC-HE-6BCM	120100	5
3	6	HDC-HE-6SCM	120040	5
4	10	HDC-HE-10BCM	120440	5
4	10	HDC-HE-10SCM	120430	5
6	16	HDC-HE-16BCM	120800	5
6	16	HDC-HE-16SCM	120790	5
8	24	HDC-HE-24BCM	121160	5
8	24	HDC-HE-24SCM	121150	5
10	16	HDC-HE-16BCM 17-32	121670	5
10	16	HDC-HE-16SCM 17-32	121650	5
12	24	HDC-HE-24BCM 25-48	122660	5
12	24	HDC-HE-24SCM 25-48	122640	5


Contacts see page 5/16

Series HE  
Screw connection  
380 V-/450 V-/16 A




Size	Pol	Type	Cat.No.	Qty.
3	6	HDC-HE-6BS	120020	5
3	6	HDC-HE-6SS	120000	5
4	10	HDC-HE-10BS	120410	5
4	10	HDC-HE-10SS	120390	5
6	16	HDC-HE-16BS	120770	5
6	16	HDC-HE-16SS	120750	5
8	24	HDC-HE-24BS	121130	5
8	24	HDC-HE-24SS	121110	5
10	16	HDC-HE-16BS 17-32	121610	5
10	16	HDC-HE-16SS 17-32	121570	5
12	24	HDC-HE-24BS 25-48	122120	5
12	24	HDC-HE-24SS 25-48	122080	5

Series DSTVK  
Feed-through connectors  
Screw connection 380 V-/450 V-/16 A



Size	Pol	Type	Cat.No.	Qty.
3	6	DSTVK-SR 6	129050	2
3	6	DSTVK-SL 6	140890	2
3	6	DSTVK-BR 6	140850	2
3	6	DSTVK-BL 6	129010	2
4	10	DSTVK-SR 10	129060	1
4	10	DSTVK-SL 10	140900	1
4	10	DSTVK-BR 10	140860	1
4	10	DSTVK-BL 10	129020	1
6	16	DSTVK-SR 16	129070	1
6	16	DSTVK-SL 16	140910	1
6	16	DSTVK-BR 16	140870	1
6	16	DSTVK-BL 16	129030	1
8	24	DSTVK-SR 24	129080	1
8	24	DSTVK-SL 24	140920	1
8	24	DSTVK-BR 24	140880	1
8	24	DSTVK-BL 24	129040	1

Series HSB  
Screw connection  
380 V-/450 V-/35 A



Size	Pol	Type	Cat.No.	Qty.
6	6	HDC-HSB-6BS	149890	1
6	6	HDC-HSB-6SS	149870	1
10	6	HDC-HSB-6BS 7-12	149900	5
10	6	HDC-HSB-6SS 7-12	149880	5

Series HVE  
Screw connection  
500 V-/600 V-/16 A



Size	Pol	Type	Cat.No.	Qty.
4	3+2	HDC-HVE-3+2BS	165132	1
4	3+2	HDC-HVE-3+2SS	165131	1
6	6+2	HDC-HVE-6+2BS	165134	1
6	6+2	HDC-HVE-6+2SS	165133	1
8	10+2	HDC-HVE-10+2BS	165136	1
8	10+2	HDC-HVE-10+2SS	165135	1

## HDC hoods\*

Series **HA, HB, HBD** [查询"151300"供应商](#)

Plug hood, side locking/lower side



Size	Version	Type	Cat.No.	Qty.
4	1xPg16 complete	HDC-HB-10-TSVU1/16P	<b>120480</b>	5
4	1xPg16 W/o pg	HDC-HB-10-TSVU1/16	<b>165407</b>	5
4	1xPg21 complete	HDC-HB-10-TSVU1/21P	<b>165408</b>	5
4	1xPg21 W/o pg	HDC-HB-10-TSVU1/21	<b>165409</b>	5
4	1xPg29 complete	HDC-HBD-24-TSVU1/29P	<b>165416</b>	5
6	1xPg21 complete	HDC-HB-16-TSVU1/21P	<b>120840</b>	5
6	1xPg21 W/o pg	HDC-HB-16-TSVU1/21	<b>165648</b>	5
6	1xPg29 complete	HDC-HBD-40-TSVU1/29P	<b>165653</b>	5
8	1xPg21 complete	HDC-HB-24-TSVU1/21P	<b>121210</b>	2
8	1xPg21 W/o pg	HDC-HB-24-TSVU1/21	<b>166123</b>	2
8	1xPg29 complete	HDC-HB-24-TSVU1/29P	<b>121220</b>	2
8	1xPg29 W/o pg	HDC-HB-24-TSVU1/29	<b>166124</b>	2
8	1xPg29 complete	HDC-HBD-64-TSVU1/29P	<b>166131</b>	2
10	1xPg29 complete	HDC-HB-32-TSVU1/29P	<b>121750</b>	1
10	1xPg29 W/o pg	HDC-HB-32-TSVU1/29P	<b>166684</b>	1

Size	Version	Type	Cat.No.	Qty.
4	1xPg16 complete	HDC-HB-10-TOVU1/16P	<b>120470</b>	5
4	1xPg16 W/o pg	HDC-HB-10-TOVU1/16	<b>165422</b>	5
4	1xPg21 complete	HDC-HB-10-TOVU1/21P	<b>165423</b>	5
4	1xPg21 W/o pg	HDC-HB-10-TOVU1/21	<b>165424</b>	5
4	1xPg29 complete	HDC-HBD-24-TOVU1/29P	<b>165431</b>	5
6	1xPg21 complete	HDC-HB-16-TOVU1/21P	<b>120830</b>	5
6	1xPg21 W/o pg	HDC-HB-16-TOVU1/21	<b>165659</b>	5
6	1xPg29 complete	HDC-HBD-40-TOVU1/29P	<b>165664</b>	5
8	1xPg21 complete	HDC-HB-24-TOVU1/21P	<b>121190</b>	2
8	1xPg29 complete	HDC-HB-24-TOVU1/29P	<b>121200</b>	2
8	1xPg29 W/o pg	HDC-HB-24-TOVU1/29	<b>166138</b>	2
8	1xPg29 complete	HDC-HBD-64-TOVU1/29P	<b>166145</b>	2
10	1xPg29 W/o pg	HDC-HB-32-TOVU1/29	<b>166687</b>	1

## Series HB, HBD


Bulkhead housing with side locking



Size	Type	Cat.No.	Qty.
4	HDC-HB-10-AVU	<b>120500</b>	5
6	HDC-HB-16-AVU	<b>120860</b>	5
6	HDC-HB-R-16-AVU	<b>143230</b>	5
8	HDC-HB-24-AVU	<b>121240</b>	2
10	HDC-HB-32-AVU	<b>121780</b>	1

## Series HB

Base housing with side locking



Size	Version	Type	Cat.No.	Qty.
4	1xPg16 complete	HDC-HB-10-SVU1/16P	<b>120510</b>	2
4	1xPg16 W/o pg	HDC-HB-10-SVU1/16	<b>165437</b>	2
4	2xPg16 complete	HDC-HB-10-SVU2/16P	<b>120520</b>	2
4	2xPg16 W/o pg	HDC-HB-10-SVU2/16	<b>165438</b>	2
6	1xPg21 complete	HDC-HB-16-SVU1/21P	<b>120870</b>	2
6	1xPg21 W/o pg	HDC-HB-16-SVU1/21	<b>165672</b>	2
6	2xPg21 complete	HDC-HB-16-SVU2/21P	<b>120880</b>	2
6	2xPg21 W/o pg	HDC-HB-16-SVU2/21	<b>165673</b>	2
8	1xPg21 complete	HDC-HB-24-SVU1/21P	<b>121250</b>	2
8	1xPg21 W/o pg	HDC-HB-24-SVU1/21	<b>166151</b>	2
8	2xPg21 complete	HDC-HB-24-SVU2/21P	<b>121260</b>	2
10	1xPg29 complete	HDC-HB-32-SVU1/29P	<b>121790</b>	1


\* For further informations see product information



# HDC-hoods\*

## Series **HB** [查询"151386"供应商](#)

Plug hood, side locking/upper side



Size	Version	Type	Cat.No.	Qty.
4	1xPg16 W/o pg	HDC-HB-10-TSV01/16	<b>165475</b>	5
4	1xPg16 complete	HDC-HB-10-TSV01/16P	<b>120550</b>	5
6	1xPg21 complete	HDC-HB-16-TSV01/21P	<b>120910</b>	2
8	1xPg21 complete	HDC-HB-24-TSV01/21P	<b>121310</b>	2
8	1xPg21 W/o pg	HDC-HB-24-TSV01/21	<b>166186</b>	2
8	1xPg29 complete	HDC-HB-24-TSV01/29P	<b>166187</b>	2
10	1xPg29 complete	HDC-HB-32-TSV01/29P	<b>121850</b>	1

Size	Version	Type	Cat.No.	Qty.
4	1xPg16 complete	HDC-HB-10-TOVO1/16P	<b>120540</b>	5
4	1xPg16 W/o pg	HDC-HB-10-TOVO1/16	<b>165486</b>	5
6	1xPg21 complete	HDC-HB-16-TOVO1/21P	<b>120900</b>	2
8	1xPg21 complete	HDC-HB-24-TOVO1/21P	<b>121290</b>	2

Bulkhead housing with cover/side locking upper side



Base housing with cover/side locking upper side



Size	Version	Type	Cat.No.	Qty.
4		HDC-HB-10-ADVO	<b>120560</b>	5
8		HDC-HB-24-ADVO	<b>121330</b>	2
10		HDC-HB-32-ADVO	<b>121880</b>	1
6		HDC-HB-16-ADVO	<b>120920</b>	2

Size	Version	Type	Cat.No.	Qty.
4	1xPg16 complete	HDC-HB-10-SDVO1/16P	<b>120570</b>	2
4	1xPg16 W/o pg	HDC-HB-10-SDVO1/16	<b>165499</b>	2
6	1xPg21 complete	HDC-HB-16-SDVO1/21P	<b>120930</b>	2
6	1xPg21 complete	HDC-HB-16-SDVO2/21P	<b>120940</b>	2
8	1xPg21 complete	HDC-HB-24-SDVO1/21P	<b>121340</b>	2

\* For further informations see product information  
**Heavy Duty Connectors**

# HDC-hoods\*

Series **HB** ["查询HDC1386"供应商](#)

Pug hood, end locking lower side



Size	Version	Type	Cat.No.	Qty.
3	1xPg13 complete	HDC-HB-6-TSVL1/13P	<b>120190</b>	5
3	1xPg16 complete	HDC-HB-6-TSVL1/16P	<b>165251</b>	5
3	1xPg16 W/o pg	HDC-HB-6-TSVL1/16	<b>165252</b>	5
3	1xPg21 complete	HDC-HBD-16-TSVL1/21P	<b>165255</b>	5
4	1xPg16 complete	HDC-HB-10-TSVL1/16P	<b>120600</b>	5
4	1xPg16 W/o pg	HDC-HB-10-TSVL1/16	<b>165521</b>	5
6	1xPg21 complete	HDC-HB-16-TSVL1/21P	<b>120960</b>	5
8	1xPg21 complete	HDC-HB-24-TSVL1/21P	<b>121380</b>	2
8	1xPg21 W/o pg	HDC-HB-24-TSVL1/21	<b>166239</b>	2
8	1xPg29 complete	HDC-HB-24-TSVL1/29P	<b>166240</b>	2
8	1xPg29 W/o pg	HDC-HB-24-TSVL1/29	<b>166241</b>	2
10	1xPg29 complete	HDC-HB-32-TSVL1/29P	<b>121930</b>	1
10	1xPg29 W/o pg	HDC-HB-32-TSVL1/29	<b>166712</b>	1
12	1xPg29 complete	HDC-HB-48-TSVL1/29P	<b>122260</b>	1
12	1xPg29 W/o pg	HDC-HB-48-TSVL1/29	<b>165085</b>	1
12	1xPg36 complete	HDC-HB-48-TSVL1/36P	<b>122270</b>	1

Size	Version	Type	Cat.No.	Qty.
3	1xPg13 complete	HDC-HB-6-TOVL1/13P	<b>120180</b>	5
3	1xPg16 complete	HDC-HB-6-TOVL1/16P	<b>165263</b>	5
3	1xPg16 W/o pg	HDC-HB-6-TOVL1/16	<b>165264</b>	5
3	1xPg21 complete	HDC-HBD-16-TOVL1/21P	<b>165267</b>	5
4	1xPg16 complete	HDC-HB-10-TOVL1/16P	<b>120590</b>	5
4	1xPg16 W/o pg	HDC-HB-10-TOVL1/16	<b>165532</b>	5
6	1xPg21 complete	HDC-HB-16-TOVL1/21P	<b>120950</b>	5
6	1xPg21 W/o pg	HDC-HB-16-TOVL1/21	<b>165796</b>	5
8	1xPg21 complete	HDC-HB-24-TOVL1/21P	<b>121360</b>	2
8	1xPg21 W/o pg	HDC-HB-24-TOVL1/21	<b>166254</b>	2
8	1xPg29 complete	HDC-HB-64-TOVL1/29P	<b>166262</b>	2
12	1xPg29 complete	HDC-HB-48-TOVL1/29P	<b>122230</b>	1

Bulkhead housing with end locking



Base housing with end locking



Size	Type	Cat.No.	Qty.
3	HDC-HB-6-AVL	<b>120210</b>	5
3	HDC-HB-R-6-AVL	<b>143210</b>	5
3	HDC-HB-6-ADVL*	<b>120250</b>	5
3	HDC-HB-R-6-ADVL*	<b>143340</b>	5
4	HDC-HB-10-AVL	<b>120610</b>	5
4	HDC-HB-R-10-AVL	<b>156220</b>	2
4	HDC-HB-10-ADVL*	<b>120650</b>	2
6	HDC-HB-16-AVL	<b>120970</b>	5
6	HDC-HB-16-ADVL*	<b>121010</b>	2
8	HDC-HB-24-AVL	<b>121390</b>	2
8	HDC-HB-24-ADVL*	<b>121430</b>	2
10	HDC-HB-32-AVL	<b>121950</b>	1
10	HDC-HB-32-ADVL*	<b>121980</b>	1
12	HDC-HB-48-ADVL*	<b>122290</b>	1

\* with cover

Size	Type	Cat.No.	Qty.
3	HDC-HB-6-SVL1/16P	<b>120220</b>	5
3	HDC-HB-6-SVL1/16	<b>165275</b>	5
3	HDC-HB-6-SDVL1/16P*	<b>120260</b>	2
3	HDC-HB-6-SDVL2/16P*	<b>120270</b>	2
4	HDC-HB-10-SVL2/16P	<b>120630</b>	2
6	HDC-HB-16-SDVL1/21P*	<b>121020</b>	2

\* with cover

\* For further informations see product information

**Heavy Duty Connectors**



# HDC-hoods\*

Series **HDC-HAD** [查询"191386"供应商](#)

Pug hood, end locking lower side



Size	Version	Type	Cat.No.	Qty.
2	1xPg16 complete	HDC-HA-10-TSVL1/16P	<b>166380</b>	5
2	1xPg16 complete	HDC-HAD-15-TSVL1/16P	<b>166384</b>	5
2	1xPg21 complete	HDC-HAD-15-TSVL1/21P	<b>166386</b>	5
2	1xPg21 W/o pg	HDC-HAD-15-TSVL1/21	<b>166387</b>	5
2	1xPg16 complete	HDC-HA-10-TOVL1/16P	<b>166392</b>	5
2	1xPg21 complete	HDC-HAD-15-TOVL1/21P	<b>166398</b>	5

Size	Version	Type	Cat.No.	Qty.
1	1xPg11 complete	HDC-HAD-7-TOVL1/11P	<b>165237</b>	10
1	1xPg11 complete	HDC-HA-3-TOVL1/11P	<b>149850</b>	10
1	1xPg11 W/o pg	HDC-HA-3-TOVL1/11	<b>165247</b>	10
5	1xPg16 complete	HDC-HA-16-TSVL1/16P	<b>166468</b>	5
5	1xPg16 W/o pg	HDC-HA-16-TSVL1/16	<b>166469</b>	5
5	1xPg21 complete	HDC-HAD-25-TSVL1/21P	<b>166474</b>	5
5	1xPg21 W/o pg	HDC-HAD-25-TSVL1/21	<b>166475</b>	5
5	1xPg16 complete	HDC-HA-16-TOVL1/16P	<b>166480</b>	5
5	1xPg16 W/o pg	HDC-HA-16-TOVL1/16	<b>166481</b>	5
5	1xPg21 complete	HDC-HAD-25-TOVL1/21P	<b>166486</b>	5
5	1xPg21 W/o pg	HDC-HAD-25-TOVL1/21	<b>166487</b>	5

Size	Version	Type	Cat.No.	Qty.

Bulkhead housing with end locking



Size	Type	Cat.No.	Qty.
1	HDC-HAD-7-AVL1/11	<b>165241</b>	10
1	HDC-HAD-7-AWVL1/11	<b>165242</b>	10
1	HDC-HA-3-AVL1/11	<b>149760</b>	10
1	HDC-HA-3-AWVL1/11	<b>149770</b>	10
2	HDC-HA-10-AVL	<b>166404</b>	5
5	HDC-HA-16-AVL	<b>166492</b>	5

Size	Type	Cat.No.	Qty.

\* For further informations see product information  
**Heavy Duty Connectors**

## Turned contacts



### Crimp contacts for HE housing inserts

#### Crimp males

Cross-sec. mm <sup>2</sup>	Plating	Type	Cat. No.	Qty.
0,5	Au	HDC-C-HE-SM0.5Au	<b>165142</b>	100
	Ag	HDC-C-HE-SM0.5Ag	<b>120050</b>	100
0,75 - 1,00	Au	HDC-C-HE-SM0.75-1.00Au	<b>165143</b>	100
	Ag	HDC-C-HE-SM0.75-1.00Ag	<b>120060</b>	100
1,5	Au	HDC-C-HE-SM1.5Au	<b>165144</b>	100
	Ag	HDC-C-HE-SM1.5Ag	<b>120070</b>	100
2,5	Au	HDC-C-HE-SM2.5Au	<b>165145</b>	100
	Ag	HDC-C-HE-SM2.5Ag	<b>120080</b>	100
4,0	Au	HDC-C-HE-SM4.0Au	<b>165146</b>	100
	Ag	HDC-C-HE-SM4.0Ag	<b>120090</b>	100

#### Crimp females

Cross-sec. mm <sup>2</sup>	Plating	Type	Cat. No.	Qty.
0,5	Au	HDC-C-HE-BM0.5Au	<b>165147</b>	100
	Ag	HDC-C-HE-BM0.5Ag	<b>120110</b>	100
0,75 - 1,00	Au	HDC-C-HE-BM0.75-1.00Au	<b>165148</b>	100
	Ag	HDC-C-HE-BM0.75-1.00Ag	<b>120120</b>	100
1,5	Au	HDC-C-HE-BM1.5Au	<b>165149</b>	100
	Ag	HDC-C-HE-BM1.5Ag	<b>120130</b>	100
2,5	Au	HDC-C-HE-BM2.5Au	<b>165150</b>	100
	Ag	HDC-C-HE-BM2.5Ag	<b>120140</b>	100
4,0	Au	HDC-C-HE-BM4.0Au	<b>165151</b>	100
	Ag	HDC-C-HE-BM4.0Ag	<b>120150</b>	100

### Crimp contacts for HD, HDD- and ConCept\* housing inserts

#### Crimp males

Cross-sec. mm <sup>2</sup>	Plating	Type	Cat. No.	Qty.
0,14 - 0,37	Au	HDC-C-HD-SM0.14-0.37Au	<b>165162</b>	100
	Ag	HDC-C-HD-SM0.14-0.37Ag	<b>165152</b>	100
0,5	Au	HDC-C-HD-SM0.5Au	<b>165163</b>	100
	Ag	HDC-C-HD-SM0.5Ag	<b>165153</b>	100
0,75 - 1,00	Au	HDC-C-HD-SM0.75-1.00Au	<b>165164</b>	100
	Ag	HDC-C-HD-SM0.75-1.00Ag	<b>160175</b>	100
1,5	Au	HDC-C-HD-SM1.5Au	<b>165165</b>	100
	Ag	HDC-C-HD-SM1.5Ag	<b>165155</b>	100
2,5	Au	HDC-C-HD-SM2.5Au	<b>165166</b>	100
	Ag	HDC-C-HD-SM2.5Ag	<b>165156</b>	100

#### Crimp female

Cross-sec. mm <sup>2</sup>	Plating	Type	Cat. No.	Qty.
0,14 - 0,37	Au	HDC-C-HD-BM0.14-0.37Au	<b>165167</b>	100
	Ag	HDC-C-HD-BM0.14-0.37Ag	<b>165157</b>	100
0,5	Au	HDC-C-HD-BM0.5Au	<b>165168</b>	100
	Ag	HDC-C-HD-BM0.5Ag	<b>165158</b>	100
0,75 - 1,00	Au	HDC-C-HD-BM0.75-1.00Au	<b>165169</b>	100
	Ag	HDC-C-HD-BM0.75-1.00Ag	<b>160176</b>	100
1,5	Au	HDC-C-HD-BM1.5Au	<b>165170</b>	100
	Ag	HDC-C-HD-BM1.5Ag	<b>165160</b>	100
2,5	Au	HDC-C-HD-BM2.5Au	<b>165171</b>	100
	Ag	HDC-C-HD-BM2.5Ag	<b>165161</b>	100

\*other contacts for ConCept on request

## Crimp contacts for HD housing inserts

[查询"151386"供应商](#)

## Single contacts

## Bandolier contacts



### Crimp contacts GS/GB, two contact points

#### Crimp males

Cross-sec. mm <sup>2</sup>	AWG	Insul.-diamm	Surf. µm
0,32...0,5	22...20	2,0...2,5	Au Sn Pb
0,75...1,5	18...16	2,0...2,5	Au Sn Pb

Type	Cat.No.	Qty.
GS 1,6 E 22...20 AU 0,75	<b>162983</b>	250
GS 1,6 E 22...20 SnPB	<b>162987</b>	250
GS 1,6 E 18...16 AU 0,75	<b>162982</b>	250
GS 1,6 E 18...16 SnPB	<b>162986</b>	250

Type	Cat.No.	Qty.
GS 1,6 R 22...20 AU 0,75	<b>162985</b>	4500
GS 1,6 R 22...20 SnPB	<b>162989</b>	4500
GS 1,6 R 18...16 AU 0,75	<b>162984</b>	4500
GS 1,6 R 18...16 SnPB	<b>162988</b>	4500

#### Crimp female

Cross-sec. mm <sup>2</sup>	AWG	Insul.-diamm	Surf.-µm
0,32...0,5	22...20	2,0...2,5	Au Sn Pb
0,75...1,5	18...16	2,0...2,5	Au Sn Pb

Type	Cat.No.	Qty.
GB 1,6 E 22...20 AU 0,75	<b>162975</b>	250
GB 1,6 E 22...20 SnPB	<b>162979</b>	250
GB 1,6 E 18...16 AU 0,75	<b>162974</b>	250
GB 1,6 E 18...16 SnPB	<b>162978</b>	250

Type	Cat.No.	Qty.
GB 1,6 R 22...20 AU 0,75	<b>162977</b>	4500
GB 1,6 R 22...20 SnPB	<b>162981</b>	4500
GB 1,6 R 18...16 AU 0,75	<b>162976</b>	4500
GB 1,6 R 18...16 SnPB	<b>162980</b>	4500

### Crimp contacts CS/CB, four contact points

#### Crimp males for HD ...

Cross-sec. mm <sup>2</sup>	AWG	Insul.-Ø mm	Surf.-µm
0,14-0,2	26...24	0,8...1,4	Au Sn Pb
0,32...0,5	22...20	1,1...1,8	Au Sn Pb
0,32...0,5	22...20	2,0...2,5	Au Sn Pb
0,75...1,5	18...16	2,0...2,5	Au Sn Pb

Type	Cat.No.	Qty.
CS 1.6 HD 26...24 AU   1.4	<b>154220</b>	250
CS 1.6 HD 26...24 SN   1.4	<b>154260</b>	250
CS 1.6 HD 22...20 AU   1.8	<b>154280</b>	250
CS 1.6 HD 22...20 SN   1.8	<b>154320</b>	250
CS 1.6 HD 22...20 AU   2.5	<b>154340</b>	250
CS 1.6 HD 22...20 SN   2.5	<b>154380</b>	250
CS 1.6 HD 18...16 AU   2.5	<b>154400</b>	250
CS 1.6 HD 18...16 SN   2.5	<b>154440</b>	250

Type	Cat.No.	Qty.
CS 1.6 HD 26...24 AU   1.4	<b>154210</b>	5000
CS 1.6 HD 26...24 SN   1.4	<b>154250</b>	5000
CS 1.6 HD 22...20 AU   1.8	<b>154270</b>	5000
CS 1.6 HD 22...20 SN   1.8	<b>154310</b>	5000
CS 1.6 HD 22...20 AU   2.5	<b>154330</b>	5000
CS 1.6 HD 22...20 SN   2.5	<b>154370</b>	5000
CS 1.6 HD 18...16 AU   2.5	<b>154390</b>	5000
CS 1.6 HD 18...16 SN   2.5	<b>154430</b>	5000

#### Crimp females for HD ...

Cross-sec. mm <sup>2</sup>	AWG	Insul.-Ø mm	Surf. µm
0,14...0,2	26...14	0,8...1,4	Au Sn Pb
0,32...0,5	22...20	1,1...1,8	Au Sn Pb
0,32...0,5	22...20	2,0...2,5	Au Sn Pb
0,75...1,5	18...16	2,0...2,5	Au Sn Pb

Type	Cat.No.	Qty.
CB 1.6 26...24 AU, 75   1.4	<b>142090</b>	250
CB 1.6 26...24 SN   1.4	<b>142190</b>	250
CB 1.6 22...20 AU, 75   1.8	<b>142290</b>	250
CB 1.6 22...20 SN   1.8	<b>142390</b>	250
CB 1.6 22...20 AU, 75   2.5	<b>142490</b>	250
CB 1.6 22...20 SN   2.5	<b>142590</b>	250
CB 1.6 18...16 AU, 75   2.5	<b>142690</b>	250
CB 1.6 18...16 SN   2.5	<b>142790</b>	250

Type	Cat.No.	Qty.
CB 1.6 26...24 AU, 75   1.4	<b>142080</b>	5000
CB 1.6 26...24 SN   1.4	<b>142180</b>	5000
CB 1.6 22...20 AU, 75   1.8	<b>142280</b>	5000
CB 1.6 22...20 SN   1.8	<b>142380</b>	5000
CB 1.6 22...20 AU, 75   2.5	<b>142480</b>	5000
CB 1.6 22...20 SN   2.5	<b>142580</b>	5000
CB 1.6 18...16 AU, 75   2.5	<b>142680</b>	5000
CB 1.6 18...16 SN   2.5	<b>142780</b>	5000

# Coding

[查询"151386"供应商](#)

## Coding with coding pins for

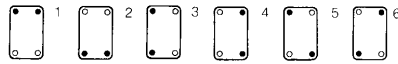
HE  
HD  
DSTVK  
DSTV-HD



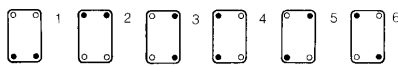
(not for use with HA-Series)

Type	Cat.No.	Qty.
SPB-M 3	<b>120360</b>	10

- Coding pins
- Fixing screws



Pin insert



Socket insert

The coding system is not compatible with the DSTV COS 32...16 and DSTVR COS 16 coding systems.

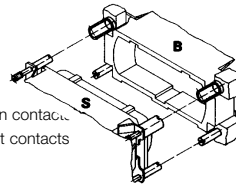
## Coding set for connector types

DSTVK-R  
DSTV-HD R

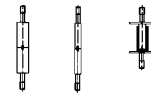
with corresponding backing

HE  
HD

Type	Cat.No.	Qty.
DSTV R COS 16	<b>147430</b>	1



B = Socket element with pin contacts  
S = Pin element with socket contacts



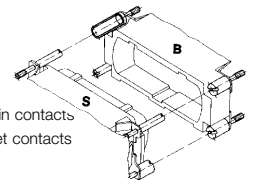
Examples of impermissible/permissible coding element combinations.

Up to 8 connectors can be coded with the contents of one coding set. Two coding sets must be used in order to be able to code 9 to 16 connectors.

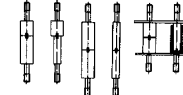
## Coding set for connector types

HE  
HD  
HSB  
DSTV K  
DSTV-HD

Type	Cat.No.	Qty.
DSTV COS 16	<b>143100</b>	1
DSTV COS 24	<b>143090</b>	1
DSTV COS 32	<b>143080</b>	1



B = Socket element with pin contacts  
S = Pin element with socket contacts



Examples of impermissible/permissible coding element combinations.


Number of codable connectors (max.)	72	64	56	48	40	32	24	16	8
Coding set									
Number of the coding sets required									
DSTV COS 16	2	1							
DTSV COS 24	3	3	3	2	1	1			
DSTV COS 32	4	4	4	4	4	4	3	2	1

## Cross connections



Version	Type	Cat.No.	Qty.
2-pole	DSQ 2	<b>131156</b>	50
3-pole	DSQ 3	<b>131166</b>	50
4-pole	DSQ 4	<b>131176</b>	50
10-pole	DSQ 10	<b>131186</b>	20

## Fixing foot for TS 35 mounting rail



Type	Cat.No.	Qty.
DSTV-TS 6-24	<b>159522</b>	10

## Locking latch



Type	Cat.No.	Qty.
DSTV-TS 6 VH	<b>159523</b>	10
DSTV-TS 10-24 VH	<b>159524</b>	

# Heavy-duty connectors

Marking material [查询"151006"供应商](#)

## S 10 Marking material individual tags




Type	Cat. No.	Qty.
SO 10 unprinted	<b>033230</b>	10
SF 10 sequential print	<b>033240</b>	10
SG 10 identical print	<b>033250*</b>	10

Ordering guide for the required number of individual digits for compiling multi-digit numbers:

Individual digits for marking from...to...

1...50	10...100	1...150	1...200
15 x 1	21 x 1	86 x 1	140 x 1
15 x 2	20 x 2	35 x 2	41 x 2
15 x 3	20 x 3	35 x 3	41 x 3
15 x 4	20 x 4	35 x 4	41 x 4
6 x 5	20 x 5	26 x 5	40 x 5
5 x 6	20 x 6	25 x 6	40 x 6
5 x 7	20 x 7	25 x 7	40 x 7
5 x 8	20 x 8	25 x 8	40 x 8
5 x 9	20 x 9	25 x 9	40 x 9
5 x 0	11 x 0	25 x 0	31 x 0

## Marking carries Group marker for DSTVK... und DSTVK R...



Type		Cat.No.	Qty.
BZ 2/3	3 Pole	<b>133916</b>	10
BZ 2/5	5 Pole	<b>133926</b>	10
BZ 2/8	8 Pole	<b>133936</b>	10
BZ 2/12	12 Pole	<b>133946</b>	10

DSTVK BZ 3 **141140** 100

Markers carriers for S10 for additional connector marking

DSTV BZP 2 **147170** 20


Group marker (unprinted) for snapping onto

DSTVK...,

DSTVK R...

Printed group markers on request.

## Marking plate DSTV-HD BZS... for S-10-tags



for	Type	Cat.No.	Qty.
DSTV-HD-BR 16...	DSTV-HD BZS-BR 16...	<b>154946</b>	5
DSTV-HD-BL 16...	DSTV-HD BZS-BL 16...	<b>154956</b>	5
DSTV-HD-SR 16...	DSTV-HD BZS-SR 16...	<b>154966</b>	5
DSTV-HD-SL 16...	DSTV-HD BZS-SL 16...	<b>154976</b>	5
DSTV-HD-BR 24...	DSTV-HD BZS-BR 24...	<b>154986</b>	5
DSTV-HD-BL 24...	DSTV-HD BZS-BL 24...	<b>154996</b>	5
DSTV-HD-SR 24...	DSTV-HD BZS-SR 24...	<b>155006</b>	5
DSTV-HD-SL 24...	DSTV-HD BZS-SL 24...	<b>155016</b>	5
DSTV-HD-BR 40...	DSTV-HD BZS-BR 40...	<b>155026</b>	5
DSTV-HD-BL 40...	DSTV-HD BZS-BL 40...	<b>155036</b>	5
DSTV-HD-SR 40...	DSTV-HD BZS-SR 40...	<b>155046</b>	5
DSTV-HD-SL 40...	DSTV-HD BZS-SL 40...	<b>155056</b>	5
DSTV-HD-BR 64...	DSTV-HD BZS-BR 64...	<b>155066</b>	5
DSTV-HD-BL 64...	DSTV-HD BZS-BL 64...	<b>155076</b>	5
DSTV-HD-SR 64...	DSTV-HD BZS-SR 64...	<b>155086</b>	5
DSTV-HD-SL 64...	DSTV-HD BZS-SL 64...	<b>155096</b>	5



**Crimping tool**  
for HE pin and socket contacts  
and screwdriver

**PZ 14 H**      **CZB 1**      **SDI A**



Type	Cat.No.	Qty.
<b>PZ 54 H</b> Crimping tool for 0,5...2,5 mm <sup>2</sup> conductor cross-section	<b>901270</b>	1
<b>CZB 1</b> Crimping tool for 1,5...4,0 mm <sup>2</sup> conductor cross-section	<b>901271</b>	1
<b>SDI A 0,5x3</b> Schraubendreher for 4,0...10,0 mm <sup>2</sup> conductor cross-section	<b>132500</b>	1

**Crimping tool CTX**  
Recommended type for turned contacts  
HE, HD and C  
(ConCept)

**CTX CM**



Type	Cat.No.	Qty.
<b>CTX CM 3,6</b> Crimping tool 3,6 mm <sup>2</sup> contact cross-section for 4,0...10,0 mm <sup>2</sup> conductor cross-section and ConCept Module CM-3	<b>901848</b>	1
<b>CTX CM 1,6/2,5</b> Crimping tool for 0,14...4 mm <sup>2</sup> conductor cross-section for all HE, HD und C-contacts	<b>901849</b>	1
<b>HDC-CM-20</b> Crimping tool for 0,08...0,52 mm <sup>2</sup> conductor cross-section for ConCept Module CM-20	<b>170090</b>	1

**Crimping tool HTF RSV 1.6**  
for pressed contacts  
GS/GB + CS/CB

**HTF RSV 1.6**



Type	Cat.No.	Qty.
<b>HTF RSV 1.6</b> Crimping tool	<b>901356</b>	1
Crimpable conductor		
Cross-sec. mm <sup>2</sup>	AWG	Insulations-ø mm
0,14...0,25	26...24	0,8...1,4
0,34...0,5	22...20	1,1...1,8
0,34...0,5	22...20	2,0...2,5
0,75...1,5	18...16	2,0...2,5

**Crimping machine**

**CM 6**



Type	Cat.No.	Qty.
<b>CM 6</b> crimping mach. w/o insulation-strip. unit	<b>901274</b>	1
<b>CM 6</b> crimping mach. w insulation-strip. unit	<b>901281</b>	1
Rapid change crimping tool. 0.14...0.25 mm <sup>2</sup>	<b>901273</b>	1
Rapid change crimping tool 0.34...0.5 mm <sup>2</sup>	<b>901283</b>	1
Rapid change crimping tool. 0.75...1.5 mm <sup>2</sup>	<b>901284</b>	1

**Contact removable tool**

for HD and C (ConCept) contacts

**DW RSV 1.6**



Type	Cat. No.	Qty.	
<b>DW RSV 1.6</b>	<b>900453</b>	1	
Tool for removal of HD socket and pin contacts which are already engaged. (Typ CB/CS, GB/GS)			
<b>Contact release tool for ConCept</b>			
Type	For ConCept Module	Cat. No.	Qty.
<b>HDC-DW-M3</b>	HDC-CM-3	<b>168824</b>	1
<b>HDC-DW-M5</b>	HDC-CM-5	<b>168823</b>	1
<b>HDC-DW-M10*</b>	HDC-CM-10	<b>168822</b>	1
<b>HDC-DW-M20</b>	HDC-CM-20	<b>168821</b>	1

\* Removal tool for turned HD contacts

**Module release tool**

for ConCept Module


**HDC-DW-MOD**



Type	Cat.No.	Qty.
<b>HDC-DW-MOD</b>	<b>168820</b>	1
For removal of ConCept modules from insert holders.		

### Cable glands, Brass IP 54 with gripping jaw

[查询"151386"供应商](#)




#### Ordering data

Type	Thread	Clamp range	L	L1	SW1/SW2	Qty.	Cat. No.
VG 7-MS54-ZE	PG 7	5 - 7	27	5	14/16	50	<b>171880</b>
VG 9-MS54-ZE	PG 9	4 - 11	30,5	6	17/19	50	<b>171881</b>
VG 11-MS54-ZE	PG 11	6 - 13	31,5	6	20/22	50	<b>171882</b>
VG 13,5-MS54-ZE	PG 13,5	6 - 13	32	6,5	22/24	50	<b>171883</b>
VG 16-MS54-ZE	PG 16	6 - 16	33	6,5	24/27	25	<b>171884</b>
VG 21-MS54-ZE	PG 21	9 - 20	38	7	30/34	20	<b>171885</b>
VG 29-MS54-ZE	PG 29	17 - 28	43	8	40/42	20	<b>171886</b>
VG 36-MS54-ZE	PG 36	23 - 34	49,5	9	50/52	10	<b>171887</b>
VG 42-MS54-ZE	PG 42	29 - 40	53,5	10	57/62	10	<b>171888</b>
VG 48-MS54-ZE	PG 48	35 - 46	55	10	64/68	5	<b>171889</b>

all sizes in mm

### Cable glands, plastic IP 68



#### Ordering data

Type	Thread	Clamp range	L	L1	SW	Qty.	Cat. No.
VG 7-K68	PG 7	3,0 - 6,5	30,5	8,0	15	50	<b>156897</b>
VG 9-K68	PG 9	4 - 8	34	8,0	19	50	<b>156898</b>
VG 11-K68	PG 11	5 - 10	37	8,0	22	50	<b>156899</b>
VG 13,5-K68	PG 13,5	6 - 12	39	9,0	24	50	<b>156900</b>
VG 16-K68	PG 16	10 - 14	42,5	9,0	27	25	<b>156901</b>
VG 21-K68	PG 21	13 - 18	48	11,0	33	20	<b>156902</b>
VG 29-K68	PG 29	18 - 25	53	11,0	42	20	<b>156903</b>
VG 36-K68	PG 36	22 - 32	65	13,0	53	10	<b>156904</b>
VG 42-K68	PG 42	30 - 38	68	13,0	60	10	<b>156905</b>
VG 48-K68	PG 48	34 - 44	69	14,0	65	5	<b>171877</b>

all sizes in mm

### Cable glands, Plastic, for EExe-areas



#### Ordering data

Type	Thread	Clamp range	L	L1	SW	Qty.	Cat. No.
VG 7-Exe SW	PG 7	3,5 - 6	24,5	9	15	50	<b>156936</b>
VG 9-Exe SW	PG 9	5 - 8	26	9	19	50	<b>149050</b>
VG 11-Exe SW	PG 11	6 - 10	27	9	22	50	<b>149060</b>
VG 13,5-Exe SW	PG 13,5	8 - 13	29,5	10	24	50	<b>149070</b>
VG 16-Exe SW	PG 16	10 - 15	30	10	26	25	<b>149080</b>
VG 21-Exe SW	PG 21	13 - 19	32,5	11	32	20	<b>149090</b>
VG 29-Exe SW	PG 29	18 - 25	36,5	12	41	20	<b>149100</b>
VG 36-Exe SW	PG 36	24 - 32	43	14	52	10	<b>149110</b>
VG 42-Exe SW	PG 42	29 - 38	47,5	16	59	10	<b>149120</b>
VG 48-Exe SW	PG 48	36 - 44	48,7	16	65	5	<b>171897</b>

all sizes in mm

### Cable glands, metal



Type	Cat.No.	Qty.
KV 11-M	<b>165639</b>	10
KV 13-M	<b>165640</b>	10
KV 16-M	<b>165641</b>	10
KV 21-M	<b>165642</b>	10
KV 29-M	<b>165643</b>	10
KV 36-M	<b>165644</b>	5
KV 42-M	<b>165645</b>	5

### Reducer hexagonal, metal



Type	Cat.No.	Qty.
RD 11/09	<b>165607</b>	50
RD 13/09	<b>165608</b>	50
RD 13/11	<b>165609</b>	50
RD 16/11	<b>165611</b>	50
RD 16/13	<b>165612</b>	50
RD 21/13	<b>165613</b>	20
RD 21/16	<b>165614</b>	20
RD 29/16	<b>165615</b>	20
RD 29/21	<b>165616</b>	20
RD 36/21	<b>165617</b>	10
RD 36/29	<b>165618</b>	10
RD 42/29	<b>165619</b>	10


### Spacer, metal



Type	Cat.No.	Qty.
EW 11/13	<b>165620</b>	50
EW 11/16	<b>165621</b>	50
EW 13/16	<b>165622</b>	50
EW 13/21	<b>165623</b>	50
EW 16/21	<b>165624</b>	20
EW 21/29	<b>165625</b>	20
EW 29/36	<b>165626</b>	20
EW 36/42	<b>165627</b>	20


D-Sub, plastic

[查询"151386"供应商](#)




Type	Cat.No.	Size	Qty.
ADS/6-1/9	166594	3	10
ADS/6-2/9	166595	3	10
ADS/6-1/15	166620	3	10
ADS/6-2/15	166621	3	10
ADS/10-1/25	166622	4	10
ADS/10-2/25	166623	4	10
ADS/16-1/25	166632	5	10
ADS/16-2/25	166633	6	10
ADS/16-1/37	166634	6	10
ADS/16-2/37	166635	6	10
ADS/16-1/50	166646	6	10
ADS/16-2/50	166647	6	10

Adapter plate, plastic



Type	Cat.No.	Size	Qty.
ADP-8/3-OR	166498	3	10
ADP-8/3-GR	166499	3	10
ADP-8/4-OR	166500	4	10
ADP-8/4-GR	166501	4	10
ADP-8/6-OR	166502	6	10
ADP-8/6-GR	166503	6	10


Cover plate, plastic



Type	Best.-Nr	Size	Qty.
ABD-2-OR	166432	2	10
ABD-2-GR	166433	2	10
ABD-3-OR	166434	3	10
ABD-3-GR	166435	3	10
ABD-5-OR	166436	5	10
ABD-5-GR	166437	5	10
ABD-6-OR	166438	6	10
ABD-6-GR	166439	6	10
ABD-8-OR	166496	8	10
ABD-8-GR	166497	8	10
ABD-1-sheet steel	945730	1	50

**Cover for bulkhead housing/  
coupling hood**  
Series HA

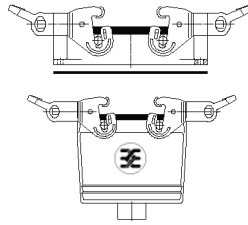
[查询"151386"供应商](#)



GS	Type	Cat.No.	Qty.
1	HDC-HA-MDBF-S*	<b>166574</b>	10
1	HDC-HA-MDBF-B*	<b>166575</b>	10
1	HDC-HA-KDBF-S*	<b>166576</b>	10
1	HDC-HA-KDBF-S*	<b>166577</b>	10
2	HDC-HA-KDBF	<b>166588</b>	5
5	HDC-HA-KDBF	<b>166590</b>	5
7	HDC-HA-KDBF	<b>166592</b>	2

S = Cover with sealing, when used for male insert  
B = Cover without sealing, when used for female insert

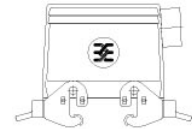
**Cover for Bulkhead housing/  
Coupling hood**  
Series HB/HBD



GS	Type	Cat.No.	Qty.
3	HDC-HB-DB*	<b>166520</b>	5
4	HDC-HB-DB	<b>166523</b>	5
6	HDC-HB-DB	<b>166526</b>	2
8	HDC-HB-DB	<b>166563</b>	2

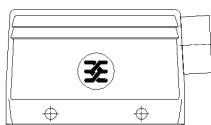
Cover for bulkhead housing with end locking

**Cover for Bulkhead housing/  
Coupling hood**  
Series HB/HBD



GS	Type	Cat.No.	Qty.
4	HDC-HB-DBP	<b>166525</b>	5
6	HDC-HB-DBP	<b>166562</b>	2
8	HDC-HB-DBP	<b>166565</b>	2

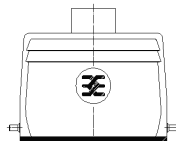
**Cover for Plug Hood  
Side locking on cover**  
Series HB/HBD



GS	Type	Cat.No.	Qty.
4	HDC-HB-DT	<b>166524</b>	2
6	HDC-HB-DT	<b>166527</b>	2
8	HDC-HB-DT	<b>166564</b>	2
3	HDC-HB-DT	<b>166521*</b>	2

\* cover with end lock

**Cover for flute housing  
Series HA**




GS	Type	Cat.No.	Qty.
2	HDC-HA-KDF	<b>166589</b>	5
5	HDC-HA-KDF	<b>166591</b>	5
7	HDC-HA-KDF	<b>166593</b>	2



All lids have cords

# ConCept

## Modular connector system [查询"151930"供应商](#)



The cost-effective customer-specific solution is called **ConCept**.

This new modular system consists of a number of modules that differ in pole number and electrical ratings. The modules can be combined in any desired combination to create a complete connector.

### Advantages:

- adaptable to individual requirements
- extremely versatile providing over 500 different insert combinations and many different housing options
- Signal and power within a single connector now possible

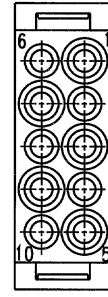
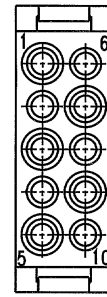
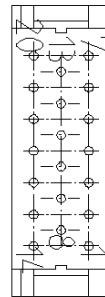
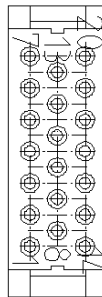
### Frames

3 male and female modules with various ratings combined with 2, 3, 5 and 7 modules permit 562 different connector combinations.

This modular connector system can be attached to the rail using a versatile adapter.

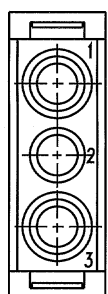
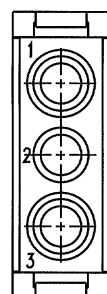
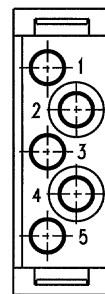
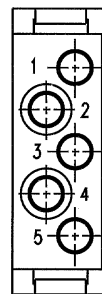

For use with standard hoods and housings for heavy-duty connectors they provide a reliable link between machine and panel.

### Modules



No. of poles	20
Connection	Crimp
Cross-section	0,08 - 0,52 mm <sup>2</sup>
Rated voltage	63 Vac
Rated current~	5 A max.

No. of poles	10
Connection	Crimp
Cross-section	0,14 - 2,5 mm <sup>2</sup>
Rated voltage	250 Vac
Rated current~	10 A max.



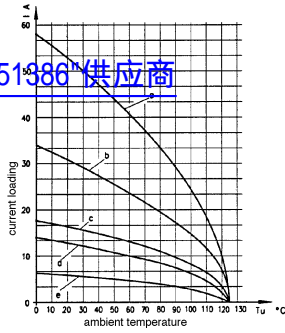
No. of poles	5
Connection	Crimp
Cross-section	0,5 - 4,0 mm <sup>2</sup>
Rated voltage	400 Vac
Rated current~	20 A max.

No. of poles	3
Connection	Crimp
Cross-section	4,0 - 10,0 mm <sup>2</sup>
Rated voltage	630 Vac
Rated current~	40 A max.

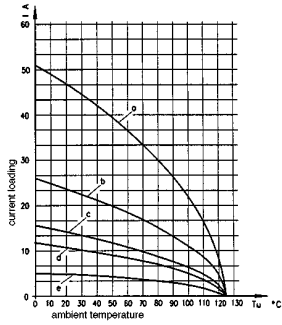
\* for HBD flute housings

**Derating-curves**

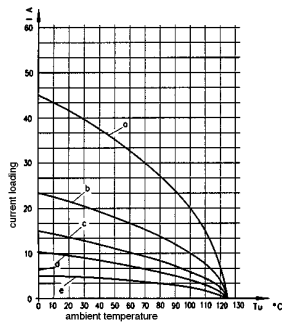
查询"151386"供应商



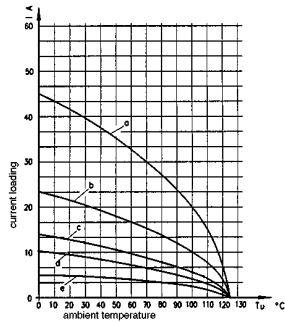
Curve	No. of poles	Module	Connection
a	6	CM-3	6,0 mm <sup>2</sup>
b	10	CM-5	2,5 mm <sup>2</sup>
c	20	CM-10	1,5 mm <sup>2</sup>
d	40	CM-20	0,5 mm <sup>2</sup>



Curve	No. of poles	Module	Connection
a	9	CM-3	6,0 mm <sup>2</sup>
b	15	CM-5	2,5 mm <sup>2</sup>
c	30	CM-10	1,5 mm <sup>2</sup>
d	60	CM-20	0,5 mm <sup>2</sup>



Curve	No. of poles	Module	Connection
a	15	CM-3	6,0 mm <sup>2</sup>
b	25	CM-5	2,5 mm <sup>2</sup>
c	50	CM-10	1,5 mm <sup>2</sup>
d	100	CM-20	0,5 mm <sup>2</sup>



Curve	No. of poles	Module	Connection
a	21	CM-3	6,0 mm <sup>2</sup>
b	35	CM-5	2,5 mm <sup>2</sup>
c	70	CM-10	1,5 mm <sup>2</sup>
d	140	CM-20	0,5 mm <sup>2</sup>

**Module CM-3**



Version	Type	Cat.No.	Qty.
<b>for turned contacts</b>			
Pin	HDC-CM-3SCM	<b>168208</b>	10
Socket	HDC-CM-3BCM	<b>168209</b>	10

**Module CM-5**



Version	Type	Cat.No.	Qty.
<b>for turned contacts</b>			
Pin	HDC-CM-5SCM	<b>168210</b>	10
Socket	HDC-CM-5BCM	<b>168211</b>	10

**Module CM-10**



Version	Type	Cat.No.	Qty.
<b>for turned contacts</b>			
Pin	HDC-CM-10SCM	<b>168212</b>	10
Socket	HDC-CM-10BCM	<b>168213</b>	10

**Module CM-20**



Version	Type	Cat.No.	Qty.
<b>for pressed contacts</b>			
Pin	HDC-CM-20SCG	<b>168216</b>	10
Socket	HDC-CM-20BCG	<b>168217</b>	10

**Frame CR6  
Size 3  
2 Modules**



Pin Socket

Version	Type	Cat.No.	Qty.
Pin	HDC-CR6-2S	<b>168218</b>	5
Socket	HDC-CR6-2B	<b>168219</b>	5


**Frame CR10  
Size 4  
3 Modules**



Pin Socket

Version	Type	Cat.No.	Qty.
Pin	HDC-CR10-3S	<b>168220</b>	5
Socket	HDC-CR10-3B	<b>168221</b>	5


**Frame CR16  
Size 6  
5 Modules**



Pin Socket

Version	Type	Cat.No.	Qty.
Pin	HDC-CR16-5S	<b>168222</b>	5
Socket	HDC-CR16-5B	<b>168223</b>	5
Pin	HDC-CR16-5S V-Z	<b>169390</b>	5
Socket	HDC-CR16-5B V-Z	<b>169391</b>	5

**Frame CR24  
Size 8  
7 Modules**



Pin Socket

Version	Type	Cat.No.	Qty.
Pin	HDC-CR24-7S	<b>168224</b>	5
Socket	HDC-CR24-7B	<b>168225</b>	5
Pin	HDC-CR24-7S T-Z	<b>169392</b>	5
Socket	HDC-CR24-7B T-Z	<b>169393</b>	5

# Crimp contacts

## Turned contacts for module CM-3

Contact diameter for pin 3.6 mm

Cross-sec. mm <sup>2</sup>	Plaiting	Version	Type	Cat. No.	Qty.
4,0	Ag	Pin	HDC-C-M3-SM4.0Ag	<b>168226</b>	100
	Ag	Socket	HDC-C-M3-BM4.0Ag	<b>168227</b>	100
6,0	Ag	Pin	HDC-C-M3-SM6.0Ag	<b>168228</b>	100
	Ag	Socket	HDC-C-M3-BM6.0Ag	<b>168229</b>	100
10,0	Ag	Pin	HDC-C-M3-SM10.0Ag	<b>168230</b>	100
	Ag	Socket	HDC-C-M3-BM10.0Ag	<b>168231</b>	100

## Turned contacts for module CM-5

Contact diameter for pin 2.5 mm

Cross-sec. mm <sup>2</sup>	Plaiting	Version	Type	Cat. No.	Qty.
0,5	Ag	Pin	HDC-C-M5-SM0.5Ag	<b>168232</b>	100
	Ag	Socket	HDC-C-M5-BM0.5Ag	<b>168233</b>	100
0,75-1,0	Ag	Pin	HDC-C-M5-SM0.75-1.0Ag	<b>168234</b>	100
	Ag	Socket	HDC-C-M5-BM0.75-1.0Ag	<b>168235</b>	100
1,5	Ag	Pin	HDC-C-M5-SM1.5Ag	<b>168236</b>	100
	Ag	Socket	HDC-C-M5-BM1.5Ag	<b>168237</b>	100
2,5	Ag	Pin	HDC-C-M5-SM2.5Ag	<b>168238</b>	100
	Ag	Socket	HDC-C-M5-BM2.5Ag	<b>168239</b>	100
4,0	Ag	Pin	HDC-C-M5-SM4.0Ag	<b>168240</b>	100
	Ag	Socket	HDC-C-M5-BM4.0Ag	<b>168241</b>	100

## Turned contacts for module CM-10

Contact diameter for pin 1.6 mm

Cross-sec. mm <sup>2</sup>	Plaiting	Version	Type	Cat. No.	Qty.
0,14-0,37	Au	Pin	HDC-C-HD-SM0.14-0.37Au	<b>165162</b>	100
	Au	Socket	HDC-C-HD-BM0.14-0.37Au	<b>165167</b>	100
	Ag	Pin	HDC-C-HD-SM0.14-0.37Ag	<b>165152</b>	100
	Ag	Socket	HDC-C-HD-BM0.14-0.37Ag	<b>165157</b>	100
0,5	Au	Pin	HDC-C-HD-SM0.5Au	<b>165163</b>	100
	Au	Socket	HDC-C-HD-BM0.5Au	<b>165168</b>	100
	Ag	Pin	HDC-C-HD-SM0.5Ag	<b>165153</b>	100
	Ag	Socket	HDC-C-HD-BM0.5Ag	<b>165158</b>	100
0,75-1,00	Au	Pin	HDC-C-HD-SM0.75-1.00Au	<b>165164</b>	100
	Au	Socket	HDC-C-HD-BM0.75-1.00Au	<b>165169</b>	100
	Ag	Pin	HDC-C-HD-SM0.75-1.00Ag	<b>160175</b>	100
	Ag	Socket	HDC-C-HD-BM0.75-1.00Ag	<b>160176</b>	100
1,5	Au	Pin	HDC-C-HD-SM1.5Au	<b>165165</b>	100
	Au	Socket	HDC-C-HD-BM1.5Au	<b>165170</b>	100
	Ag	Pin	HDC-C-HD-SM1.5Ag	<b>165155</b>	100
	Ag	Socket	HDC-C-HD-BM1.5Ag	<b>165160</b>	100
2,5	Au	Pin	HDC-C-HD-SM2.5Au	<b>165166</b>	100
	Au	Socket	HDC-C-HD-BM2.5Au	<b>165171</b>	100
	Ag	Pin	HDC-C-HD-SM2.5Ag	<b>165156</b>	100
	Ag	Socket	HDC-C-HD-BM2.5Ag	<b>165161</b>	100

## Stamped contacts for module CM-20

Contact diameter for pin 1 mm

Cross-sec. mm <sup>2</sup>	Plaiting	Version	Type	Cat. No.	Qty.
0,08-0,2	Au	Pin	HDC-C-M20-SCG0.08-0.2Au	<b>168242</b>	300
	Au	Socket	HDC-C-M20-BCG0.08-0.2Au	<b>168243</b>	300
0,2-0,52	Au	Pin	HDC-C-M20-SCG0.2-0.52Au	<b>168244</b>	300
	Au	Socket	HDC-C-M20-BCG0.2-0.52Au	<b>168245</b>	300


# DiRect

## Rail Mounting Adapter [查询18884供应商](#)

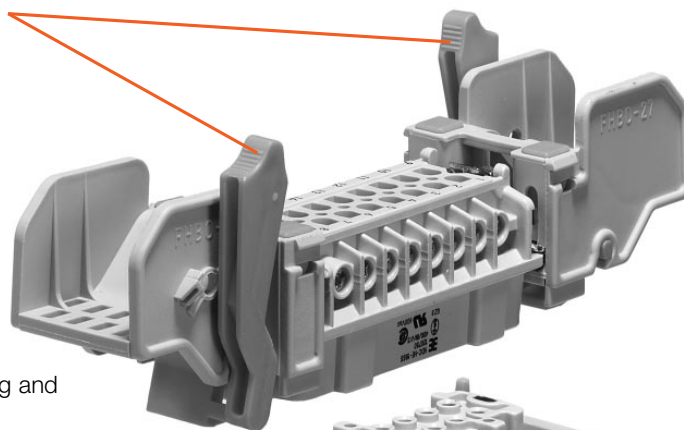
The direct connection to the rail,

With the new **DiRect** Rail Adapter the heavy duty insert can be mounted directly to the rail.

- simple, direct wiring
- no need for housing
- adjustable for various pole numbers
- error-free connection through pin-coding
- easy marking directly on release lever of the adapter
- simple preassembly of the panel
- test facility in assembled state



latch release



latch release


**DiRect** onto the rail without a plug and socket at the panel wall

Able to take HDC, RSV 1.6, and D-Sub-connectors.

### Material data:

Plastic: glass fibre reinforced Polyamide

Colour: grey/orange



latch connection

marking surface

marking tabs


pin coding

adjustable for various pole numbers



## DiRect Kit

(without HPC-40-RA) for mounting heavy-duty connectors  
[www.weidmuller.com](http://www.weidmuller.com) 查询"151386"供应商



Type	Cat. No.	Qty.
<b>For inserts Size 3,4,6, and 8</b>		
DIRECT-HDC-40-RA	<b>168687</b>	1

## DiRect Kit


(without RSV/D-Sub inserts) for mounting RSV 1.6 and D-Sub connectors



Type	Cat. No.	Qty.
<b>For inserts RSV / D-Sub</b>		
DIRECT-RSV/D-SUB-40-SC	<b>168689</b>	2

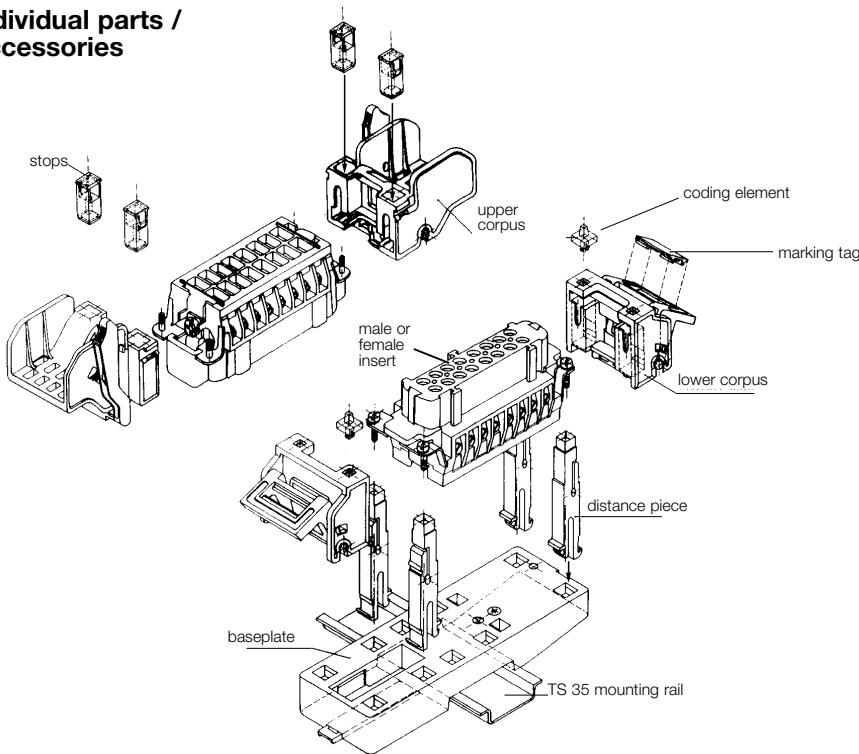
## Adaptor plates

for RSV 1.6/D-Sub connectors



Version	Type	Cat. No.	Qty.
<b>For DiRect-RSV/D-SUB-40-SC</b>			
RSV 4 pole	ADRSV 1.6/4	<b>168676</b>	10
RSV 6 pole	ADRSV 1.6/6	<b>168677</b>	10
RSV 9 pole	ADRSV 1.6/9	<b>168678</b>	10
RSV 12 pole	ADRSV 1.6/12	<b>168679</b>	10
RSV 18 pole	ADRSV 1.6/18	<b>168680</b>	10
RSV 24 pole	ADRSV 1.6/24	<b>168681</b>	10
RSV 36 pole	ADRSV 1.6/36	<b>168682</b>	10
D-Sub 6-1/9	ADS/6-1/9	<b>166594</b>	10
D-Sub 6-2/9	ADS/6-2/9	<b>166595</b>	10
D-Sub 6-1/15	ADS/6-1/15	<b>166620</b>	10
D-Sub 6-2/15	ADS/6-2/15	<b>166621</b>	10
D-Sub 10-1/25	ADS/10-1/25	<b>166622</b>	10
D-Sub 10-2/25	ADS/10-2/25	<b>166623</b>	10
D-Sub 16-1/25	ADS/16-1/25	<b>166632</b>	10
D-Sub 16-2/25	ADS/16-2/25	<b>166633</b>	10
D-Sub 16-1/37	ADS/16-1/37	<b>166634</b>	10
D-Sub 16-2/37	ADS/16-2/37	<b>166635</b>	10
D-Sub 16-1/50	ADS/16-1/50	<b>166646</b>	10
D-Sub 16-2/50	ADS/16-2/50	<b>166647</b>	10

## Individual parts / Accessories



### Baseplate

Version	Type	Cat. No.	Qty.
standard	DIRECT-SMP35.120/40	<b>168667</b>	5

### Distance piece

Version	Type	Cat. No.	Qty.
	DIRECT-SAH50	<b>168669</b>	20

### Stops

Version	Type	Cat. No.	Qty.
single	DIRECT-AE/1	<b>168674</b>	40
pair	DIRECT-AE/2	<b>168675</b>	20

### Lower corpus

Version	Type	Cat. No.	Qty.
low/standard	DIRECT-FHBU-27	<b>168670</b>	10



### Upper corpus

Version	Type	Cat. No.	Qty.
up/standard	DIRECT-FHBO-27	<b>168672</b>	10

Designation	Type	Cat. No.	Qty.
Multicard marketing tags	ESG 9/20 MC blanc	<b>160994</b>	200
Coding element	DIRECT-KO	<b>168683</b>	50
Adapter for dekafix	DIRECT-AD/DEK	<b>168684</b>	50
Marking plate for baseplate	DIRECT-SCHT/SMP	<b>168685</b>	50
Screws	DIRECT-BS	<b>168686</b>	40

# RSV 1.6 connector system

[查询"151386"供应商](#)



Material Data	
Insulation	PA 66
Colour	Grey
Flammability class	UL 94 V0
Temperature range	-20...+110 °C

Contact systems		Type CB/CS	Type GB/GS
Base contact material		CuZn	CuZn
Contact surface		Gold or tin plated	Gold or tin plated
Mating cycles		Gold plated ≤ 500	Gold plated ≤ 100
		Tin plated ≤ 100	Tin plated ≤ 50
Spring		Bright stainless steel	Bright stainless steel
Connectable conductors			
	mm <sup>2</sup>	0,14...2,5	0,32...1.5
	AWG	26...12	22...16
Insulation stripping length	mm	4	4

Characteristic system value	Soldered version	Crimped version
Pitch	5 mm	5
Distance between roes	5 mm	5
Polarisation	Yes	Yes
Mismatch protection	Yes	Yes
Connection	Solder in LP	Crimp/Snap-in
Isolation resistance	≥10 <sup>3</sup> MΩ	≥10 <sup>6</sup>
Through resistance	≤ 5,0 mΩ	≤ 4,0

VDE rated data		Soldered version	Crimped version
Rated cross section	mm <sup>2</sup>		0.14...2.5
Rated current	A	see derating curves*	see derating curves*
Rated voltage	Vac	250	380
	Vdc	300	450

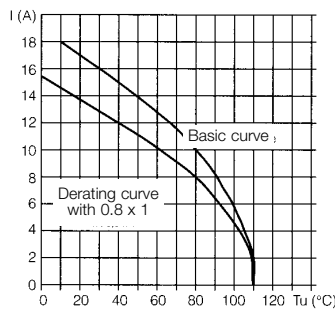
UL rated data		Soldered version	Crimped version
Rated voltage	Vac	300	600
Rated current	A	10 max.	10 max.
Conductor sizes	AWG	-	26...12

CSA rated data		Soldered version	Crimped version
Rated voltage	Vac	250	600
Rated current	A	13 max.	13 max.
Conductor sizes	AWG	-	26...12

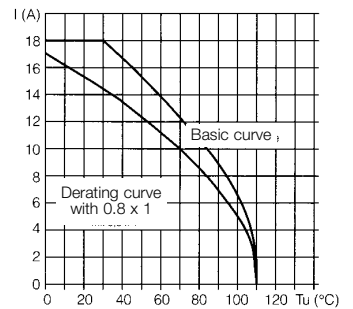
SEV (GZB) rated data		Soldered version	Crimped version
Rated cross section	mm <sup>2</sup>	-	to 2,5
Rated voltage	Vac	250	400

\* Additional colours on request.  
\* Additional derating curves on request.

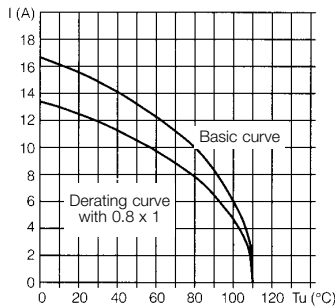
## Soldered version      Crimped version



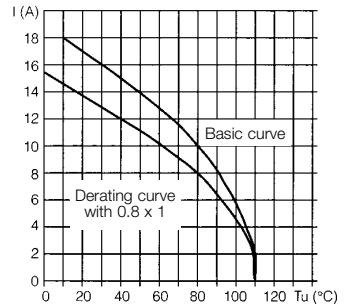
**DUT RSV 1.6 CS on LB, 6-pole, 1,5 mm<sup>2</sup> conductor**



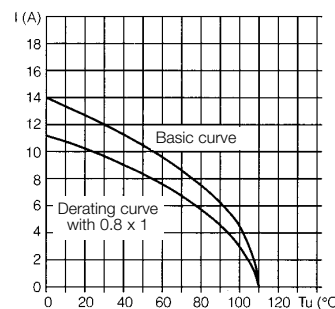
**4-pole pin and socket housing, conductor H07V-K1.5**



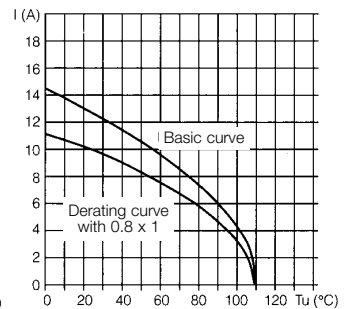
**DUT: RSV 1.6 CS on LB, 12-pole, 1,5 mm<sup>2</sup> conductor**



**12-pole pin and socket housing, conductor H07V-K1.5**



**DUT: RSV 1.6 CS on LB, 36-pole, 1,5 mm conductor**




**36-pole pin and socket housing, conductor H07V-K1.5**

# Square connector system

RSV 1.6 [查询"151386"供应商](#)

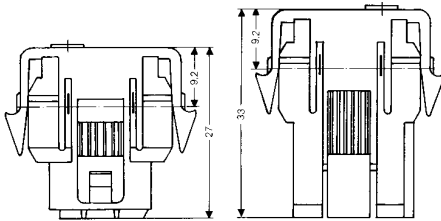
# Pin and Socket housing for crimping contacts

RSV 1.6 S 4...36  
and  
RSV 1.6 B 4...36



## Dimensions

Housings for coupling and inserting through wall

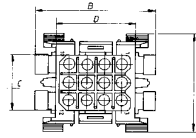
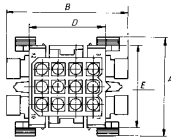


Socket housing

Pin housing

Type: RSV 1.6 B 4...36

Type: RSV 1.6 S 4...36

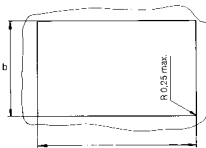


Socket housing

Pin housing

### Mounting cut-out for RSV 1.6 housing

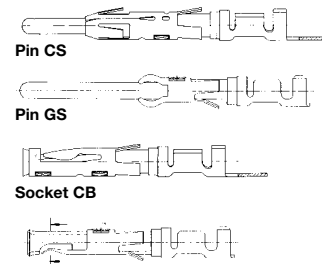
Wall thickness 1.3...2.3 mm  
Recommended 1.5...2.0 mm



## Crimp contacts GS/GB

Cond. cross-sec. mm <sup>2</sup>	AWG-cond.-Nr.	Insulations-ø mm	Plaiting
0,32...0,5	22...20	2,0...2,5	
Core colour <b>yellow</b>			Au
			Sn
			Au
			Sn
0,75...1,5	18...16	2,0...3,5	Au
			Sn
			Au
			Sn
Core colour <b>blue</b>			Au
			Sn
			Au
			Sn

## Crimp contacts



The GB/GS contact system must not be combined with CS/CB!

## Socket GB

No. of poles	Dimensions	a (mm)	b (mm)
		+0,3	+0,3
		-0,0	-0,0
4		20,3	17,8
6		25,1	18,1
9		25,1	24,0
12		30,0	24,0
18		40,5	24,0
24		40,5	28,3
36		55,5	28,3

No. of poles	Dimensions						
	A	B	C	D	E	F	G
4	12,2	12,8	17,4	12,4	15,4	17,8	22,5
6	17,6	12,8	22,4	12,8	17,8	17,8	27,5
9	17,6	18,8	22,4	12,2	21,3	23,8	27,5
12	22,6	18,8	27,4	18,2	21,3	23,8	32,5
18	33,0	18,8	40,6	18,2	21,3	23,8	47,0
24	33,0	24,0	40,6	24,4	25,4	27,8	47,0
36	48,0	24,0	55,6	24,4	25,4	27,8	62,0

## Individual contacts with colour coding

Type	Cat.No.	Qty.
Standard pin length		
GS 1,6 E 22...20 AU 0,75	<b>162983</b>	250
GS 1,6 E 22...20 SnPB	<b>162987</b>	250
Socket		
GB 1,6 E 22...20 AU 0,75	<b>162975</b>	250
GB 1,6 E 22...20 SnPB	<b>162979</b>	250
Standard pin length		
GS 1,6 E 18...16 AU 0,75	<b>162982</b>	250
GS 1,6 E 18...16 SnPB	<b>162986</b>	250
Socket		
GB 1,6 E 18...16 AU 0,75	<b>162974</b>	250
GB 1,6 E 18...16 SnPB	<b>162978</b>	250

## Ordering data

No. of poles	Type	Cat. No.	Qty.
--------------	------	----------	------

## Pin housing\*

4	RSV 1.6 S4GR	<b>141310</b>	25
6	RSV 1.6 S6GR	<b>141410</b>	25
9	RSV 1.6 S9GR	<b>141510</b>	25
12	RSV 1.6 S12GR	<b>141610</b>	25
18	RSV 1.6 S18GR	<b>141710</b>	25
24	RSV 1.6 S24GR	<b>141810</b>	20
36	RSV 1.6 S36GR	<b>141910</b>	10

## Socket housing\*

4	RSV 1.6 B4GR	<b>141300</b>	25
6	RSV 1.6 B6GR	<b>141400</b>	25
9	RSV 1.6 B9GR	<b>141500</b>	25
12	RSV 1.6 B12GR	<b>141600</b>	25
18	RSV 1.6 B18GR	<b>141700</b>	25
24	RSV 1.6 B24GR	<b>141800</b>	20
36	RSV 1.6 B36GR	<b>141900</b>	10

## Accessories

Type	Cat.No.
Coding element RSV 1.6 KO	<b>156743</b>
Strain relief RSV 1.6 ZE see page 5/26	
Crimping tools see page 5/26	
General tools see section 9 / Tools	
General marking material see section 8 / Markers	








## Bandolier contacts

Type	Cat.No.	Qty.
Standard pin length		
GS 1,6 R 22...20 AU 0,75	<b>162985</b>	4500
GS 1,6 R 22...20 SnPB	<b>162989</b>	4500
Socket		
GB 1,6 R 22...20 AU 0,75	<b>162977</b>	4500
GB 1,6 R 22...20 SnPB	<b>162981</b>	4500
Standard pin length		
GS 1,6 R 18...16 AU 0,75	<b>162984</b>	4500
GS 1,6 R 18...16 SnPB	<b>162988</b>	4500
Socket		
GB 1,6 R 18...16 AU 0,75	<b>162976</b>	4500
GB 1,6 R 18...16 SnPB	<b>162980</b>	4500

\*Crimp contacts are not included in housing delivery

## Crimp contacts

CS/CB [查询"151386"供应商](#)

Cond. cross-sec. mm <sup>2</sup>	AWG-cond.- Nr.	Insul.- $\phi$ mm	Plaiting	
0,14...0,25	26...24	0,8...1,4	Au	
			Sn	
			Core colour <b>red</b> 	
			Au	
			Sn	
			Au	
0,32...0,5	22...20	1,1...1,8	Au	
			Sn	
			Core colour <b>yellow</b> 	
			Au	
			Sn	
			Au	
0,32...0,5	22...20	2,0...2,5	Au	
			Sn	
			Core colour <b>yellow</b> 	
			Au	
			Sn	
			Au	
0,75...1,5	18...16	2,0...2,5	Au	
			Sn	
			Core colour <b>blue</b> 	
			Au	
			Sn	
			Au	
0,75...1,5	18...16	2,8...3,5	Au	
			Sn	
			Core colour <b>blue</b> 	
			Au	
			Sn	
			Au	
2,5	14...12	2,8...3,5	Au	
			Sn	
			Core colour <b>black</b> 	
			Au	
			Sn	
			Au	
2,5	14...12	3,4...4,2	Au	
			Sn	
			Core colour <b>black</b> 	
			Au	
			Sn	
			Au	
<b>Accessories</b>				
Contact removal tool				
Crimping tool				
Crimping tool				
Crimping machine				

## Individual contacts with core colour

Type	Cat.No.	Qty.
Standard pin length		
CS 1.6 E 26-24 AU, 75 I 1.4	<b>142060</b>	250
CS 1.6 E 26-24 SN I 1.4	<b>142160</b>	250
Long pin length		
CSL 1.6 E 26-24 AU, 75 I 1.4	<b>142070</b>	250
CSL 1.6 E 26-24 SN I 1.4	<b>142170</b>	250
Socket		
CB 1.6 E 26-24 AU, 75 I 1.4	<b>142090</b>	250
CB 1.6 E 26-24 SN I 1.4	<b>142190</b>	250
Standard pin length		
CS 1.6 E 22-20 AU, 75 I 1.8	<b>142260</b>	250
CS 1.6 E 22-20 SN I 1.8	<b>142360</b>	250
Long pin length		
CSL 1.6 E 22-20 AU, 75 I 1.8	<b>142270</b>	250
CSL 1.6 E 22-20 SN I 1.8	<b>142370</b>	250
Socket		
CB 1.6 E 22-20 AU, 75 I 1.8	<b>142290</b>	250
CB 1.6 E 22-20 SN I 1.8	<b>142390</b>	250
Standard pin length		
CS 1.6 E 22-20 AU, 75 I 2.5	<b>142460</b>	250
CS 1.6 E 22-20 SN I 2.5	<b>142560</b>	250
Long pin length		
CSL 1.6 E 22-20 AU, 75 I 2.5	<b>142470</b>	250
CSL 1.6 E 22-20 SN I 2.5	<b>142570</b>	250
Socket		
CB 1.6 E 22-20 AU, 75 I 2.5	<b>142490</b>	250
CB 1.6 E 22-20 SN I 2.5	<b>142590</b>	250
Standard pin length		
CS 1.6 E 18-16 AU, 75 I 2.5	<b>142660</b>	250
CS 1.6 E 18-16 SN I 2.5	<b>142760</b>	250
Long pin length		
CSL 1.6 E 18-16 AU, 75 I 2.5	<b>142670</b>	250
CSL 1.6 E 18-16 SN I 2.5	<b>142770</b>	250
Socket		
CB 1.6 E 18-16 AU, 75 I 2.5	<b>142690</b>	250
CB 1.6 E 18-16 SN I 2.5	<b>142790</b>	250
Standard pin length		
CS 1.6 E 18-16 AU, 75 I 3.5	<b>158225</b>	250
CS 1.6 E 18-16 SN I 3.5	<b>158227</b>	250
Long pin length		
CSL 1.6 E 18-16 AU, 75 I 3.5	<b>158233</b>	250
CSL 1.6 E 18-16 SN I 3.5	<b>158235</b>	250
Socket		
CB 1.6 E 18-16 AU, 75 I 3.5	<b>158241</b>	250
CB 1.6 E 18-16 SN I 3.5	<b>158243</b>	250
Standard pin length		
CS 1.6 E 14-12 AU, 75 I 3.5	<b>142860</b>	250
CS 1.6 E 14-12 SN I 3.5	<b>142960</b>	250
Long pin length		
CSL 1.6 E 14-12 AU, 75 I 3.5	<b>142870</b>	250
CSL 1.6 E 14-12 SN I 3.5	<b>142970</b>	250
Socket		
CB 1.6 E 14-12 AU, 75 I 3.5	<b>142890</b>	250
CB 1.6 E 14-12 SN I 3.5	<b>142990</b>	250
Standard pin length		
CS 1.6 E 14-12 AU, 75 I 4.2	<b>158229</b>	250
CS 1.6 E 14-12 SN I 4.2	<b>158231</b>	250
Long pin length		
CSL 1.6 E 14-12 AU, 75 I 4.2	<b>158237</b>	250
CSL 1.6 E 14-12 SN I 4.2	<b>158239</b>	250
Socket		
CB 1.6 E 14-12 AU, 75 I 4.2	<b>158245</b>	250
CB 1.6 E 14-12 SN I 4.2	<b>158247</b>	250
Type		
DW RSV 1.6	<b>900453</b>	1
HTF RSV 16	<b>901356</b>	1
HTF RSV 12	<b>901355</b>	1

## Bandolier contacts

Type	Cat.No.	Qty.
Standard pin length		
CS 1.6 R 26-24 AU, 75 I 1.4	<b>142050</b>	5000
CS 1.6 R 26-24 SN I 1.4	<b>142150</b>	5000
Long pin length		
CSL 1.6 R 26-24 AU, 75 I 1.4	<b>156588</b>	5000
CSL 1.6 R 26-24 SN I 1.4	<b>156590</b>	5000
Socket		
CB 1.6 R 26-24 AU, 75 I 1.4	<b>142080</b>	5000
CB 1.6 R 26-24 SN I 1.4	<b>142180</b>	5000
Standard pin length		
CS 1.6 R 22-20 AU, 75 I 1.8	<b>142250</b>	5000
CS 1.6 R 22-20 SN I 1.8	<b>142350</b>	5000
Long pin length		
CSL 1.6 R 22-20 AU, 75 I 1.8	<b>156585</b>	5000
CSL 1.6 R 22-20 SN I 1.8	<b>156587</b>	5000
Socket		
CB 1.6 R 22-20 AU, 75 I 1.8	<b>142280</b>	5000
CB 1.6 R 22-20 SN I 1.8	<b>142380</b>	5000
Standard pin length		
CS 1.6 R 22-20 AU, 75 I 2.5	<b>142450</b>	5000
CS 1.6 R 22-20 SN I 2.5	<b>142550</b>	5000
Long pin length		
CSL 1.6 R 22-20 AU, 75 I 2.5	<b>156582</b>	5000
CSL 1.6 R 22-20 SN I 2.5	<b>156584</b>	5000
Socket		
CB 1.6 R 22-20 AU, 75 I 2.5	<b>142480</b>	5000
CB 1.6 R 22-20 SN I 2.5	<b>142580</b>	5000
Standard pin length		
CS 1.6 R 18-16 AU, 75 I 2.5	<b>142650</b>	5000
CS 1.6 R 18-16 SN I 2.5	<b>142750</b>	5000
Long pin length		
CSL 1.6 R 18-16 AU, 75 I 2.5	<b>156579</b>	5000
CSL 1.6 R 18-16 SN I 2.5	<b>156581</b>	5000
Socket		
CB 1.6 R 18-16 AU, 75 I 2.5	<b>142680</b>	5000
CB 1.6 R 18-16 SN I 2.5	<b>142780</b>	5000
Standard pin length		
CS 1.6 R 18-16 AU, 75 I 3.5	<b>158226</b>	4500
CS 1.6 R 18-16 SN I 3.5	<b>158228</b>	4500
Long pin length		
CSL 1.6 R 18-16 AU, 75 I 3.5	<b>158234</b>	4500
CSL 1.6 R 18-16 SN I 3.5	<b>158236</b>	4500
Socket		
CB 1.6 R 18-16 AU, 75 I 3.5	<b>158242</b>	4500
CB 1.6 R 18-16 SN I 3.5	<b>158244</b>	4500
Standard pin length		
CS 1.6 R 14-12 AU, 75 I 3.5	<b>142850</b>	4000
CS 1.6 R 14-12 SN I 3.5	<b>142950</b>	4000
Long pin length		
CSL 1.6 R 14-12 AU, 75 I 3.5	<b>156576</b>	4000
CSL 1.6 R 14-12 SN I 3.5	<b>156578</b>	4000
Socket		
CB 1.6 R 14-12 AU, 75 I 3.5	<b>142880</b>	4000
CB 1.6 R 14-12 SN I 3.5	<b>142980</b>	4000
Standard pin length		
CS 1.6 R 14-12 AU, 75 I 4.2	<b>158230</b>	3500
CS 1.6 R 14-12 SN I 4.2	<b>158232</b>	3500
Long pin length		
CSL 1.6 R 14-12 AU, 75 I 4.2	<b>158238</b>	3500
CSL 1.6 R 14-12 SN I 4.2	<b>158240</b>	3500
Socket		
CB 1.6 R 14-12 AU, 75 I 4.2	<b>158246</b>	3500
CB 1.6 R 14-12 SN I 4.2	<b>158248</b>	3500
Type		
DW RSV 1.6	<b>900453</b>	1

see page 5/34

**Printed circuit board socket housings**

RSV 1.6 LB 4...36  
[查询"151386"供应商](#)



**Solder pin length 3,2 mm  
gold-plated version**

No. of poles	Type	Cat.No.	Qty.
4	RSV 1.6 LB 4 GR 3.2 SN	<b>144030</b>	100
6	RSV 1.6 LB 6 GR 3.2 SN	<b>144130</b>	50
9	RSV 1.6 LB 9 GR 3.2 SN	<b>144230</b>	50
12	RSV 1.6 LB 12 GR 3.2 SN	<b>144330</b>	25
18	RSV 1.6 LB 18 GR 3.2 SN	<b>144430</b>	25
24	RSV 1.6 LB 24 GR 3.2 SN	<b>144530</b>	20
36	RSV 1.6 LB 36 GR 3.2 SN	<b>144630</b>	10

**Solder pin length 4.5 mm tin-plated version**

No. of poles	Type	Cat.No.	Qty.
4	RSV 1.6 LB 4 GR 4.5 SN	<b>141330</b>	100
6	RSV 1.6 LB 6 GR 4.5 SN	<b>141430</b>	50
9	RSV 1.6 LB 9 GR 4.5 SN	<b>141530</b>	50
12	RSV 1.6 LB 12 GR 4.5 SN	<b>141630</b>	25
18	RSV 1.6 LB 18 GR 4.5 SN	<b>141730</b>	25
24	RSV 1.6 LB 24 GR 4.5 SN	<b>141830</b>	20
36	RSV 1.6 LB 36 GR 4.5 SN	<b>141930</b>	10

**Solder pin length 3.2 mm gold-plated version**

No. of poles	Type	Cat.No.	Qty.
4	RSV 1.6 LB 4 GR 3.2 AU	<b>144020</b>	100
6	RSV 1.6 LB 6 GR 3.2 AU	<b>144120</b>	50
9	RSV 1.6 LB 9 GR 3.2 AU	<b>144220</b>	50
12	RSV 1.6 LB 12 GR 3.2 AU	<b>144320</b>	25
18	RSV 1.6 LB 18 GR 3.2 AU	<b>144420</b>	25
24	RSV 1.6 LB 24 GR 3.2 AU	<b>144520</b>	20
36	RSV 1.6 LB 36 GR 3.2 AU	<b>144620</b>	10

**Solder pin length 4.5 mm gold-plated version**

No. of poles	Type	Cat.No.	Qty.
4	RSV 1.6 LB 4 GR 4.5 AU	<b>141320</b>	100
6	RSV 1.6 LB 6 GR 4.5 AU	<b>141420</b>	50
9	RSV 1.6 LB 9 GR 4.5 AU	<b>141520</b>	50
12	RSV 1.6 LB 12 GR 4.5 AU	<b>141620</b>	25
18	RSV 1.6 LB 18 GR 4.5 AU	<b>141720</b>	25
24	RSV 1.6 LB 24 GR 4.5 AU	<b>141820</b>	20
36	RSV 1.6 LB 36 GR 4.5 AU	<b>141920</b>	10

**Female PCB housing**

RSV 1.6 LBF 4...36

with fixing flange



**Solder pin length 3,2 mm  
gold-plated version**

No. of poles	Type	Cat.No.	Qty.
4	RSV 1.6 LBF 4 GR 3.2 SN	<b>144070</b>	100
6	RSV 1.6 LBF 6 GR 3.2 SN	<b>144170</b>	50
9	RSV 1.6 LBF 9 GR 3.2 SN	<b>144270</b>	50
12	RSV 1.6 LBF 12 GR 3.2 SN	<b>144370</b>	25
18	RSV 1.6 LBF 18 GR 3.2 SN	<b>144470</b>	25
24	RSV 1.6 LBF 24 GR 3.2 SN	<b>144570</b>	20
36	RSV 1.6 LBF 36 GR 3.2 SN	<b>144670</b>	10

**Solder pin length 4.5 mm tin-plated version**

No. of poles	Type	Cat.No.	Qty.
4	RSV 1.6 LBF 4 GR 4.5 SN	<b>141370</b>	100
6	RSV 1.6 LBF 6 GR 4.5 SN	<b>141470</b>	50
9	RSV 1.6 LBF 9 GR 4.5 SN	<b>141570</b>	50
12	RSV 1.6 LBF 12 GR 4.5 SN	<b>141670</b>	25
18	RSV 1.6 LBF 18 GR 4.5 SN	<b>141770</b>	25
24	RSV 1.6 LBF 24 GR 4.5 SN	<b>141870</b>	20
36	RSV 1.6 LBF 36 GR 4.5 SN	<b>141970</b>	10

**Solder pin length 3.2 mm gold-plated version**


No. of poles	Type	Cat.No.	Qty.
4	RSV 1.6 LBF 4 GR 3.2 AU	<b>144060</b>	100
6	RSV 1.6 LBF 6 GR 3.2 AU	<b>144160</b>	50
9	RSV 1.6 LBF 9 GR 3.2 AU	<b>144260</b>	50
12	RSV 1.6 LBF 12 GR 3.2 AU	<b>144360</b>	25
18	RSV 1.6 LBF 18 GR 3.2 AU	<b>144460</b>	25
24	RSV 1.6 LBF 24 GR 3.2 AU	<b>144560</b>	20
36	RSV 1.6 LBF 36 GR 3.2 AU	<b>144660</b>	10

**Solder pin length 4.5 mm gold-plated version**

No. of poles	Type	Cat.No.	Qty.
4	RSV 1.6 LBF 4 GR 4.5 AU	<b>141360</b>	100
6	RSV 1.6 LBF 6 GR 4.5 AU	<b>141460</b>	50
9	RSV 1.6 LBF 9 GR 4.5 AU	<b>141560</b>	50
12	RSV 1.6 LBF 12 GR 4.5 AU	<b>141660</b>	25
18	RSV 1.6 LBF 18 GR 4.5 AU	<b>141760</b>	25
24	RSV 1.6 LBF 24 GR 4.5 AU	<b>141860</b>	20
36	RSV 1.6 LBF 36 GR 4.5 AU	<b>141960</b>	10

**Male PCB housing**

RSV 1.6 LS 4...36



**Solder pin length 3,2 mm  
gold-plated version**

No. of poles	Type	Cat.No.	Qty.
4	RSV 1.6 LS 4 GR 3.2 SN	<b>144050</b>	100
6	RSV 1.6 LS 6 GR 3.2 SN	<b>144150</b>	50
9	RSV 1.6 LS 9 GR 3.2 SN	<b>144250</b>	50
12	RSV 1.6 LS 12 GR 3.2 SN	<b>144350</b>	25
18	RSV 1.6 LS 18 GR 3.2 SN	<b>144450</b>	25
24	RSV 1.6 LS 24 GR 3.2 SN	<b>144550</b>	20
36	RSV 1.6 LS 36 GR 3.2 SN	<b>144650</b>	10

**Solder pin length 4.5 mm tin-plated version**

No. of poles	Type	Cat.No.	Qty.
4	RSV 1.6 LS 4 GR 4.5 SN	<b>141350</b>	100
6	RSV 1.6 LS 6 GR 4.5 SN	<b>141450</b>	50
9	RSV 1.6 LS 9 GR 4.5 SN	<b>141550</b>	50
12	RSV 1.6 LS 12 GR 4.5 SN	<b>141650</b>	25
18	RSV 1.6 LS 18 GR 4.5 SN	<b>141750</b>	25
24	RSV 1.6 LS 24 GR 4.5 SN	<b>141850</b>	20
36	RSV 1.6 LS 36 GR 4.5 SN	<b>141950</b>	10

**Solder pin length 3.2 mm gold-plated version**

No. of poles	Type	Cat.No.	Qty.
4	RSV 1.6 LS 4 GR 3.2 AU	<b>144040</b>	100
6	RSV 1.6 LS 6 GR 3.2 AU	<b>144140</b>	50
9	RSV 1.6 LS 9 GR 3.2 AU	<b>144240</b>	50
12	RSV 1.6 LS 12 GR 3.2 AU	<b>144340</b>	25
18	RSV 1.6 LS 18 GR 3.2 AU	<b>144440</b>	25
24	RSV 1.6 LS 24 GR 3.2 AU	<b>144540</b>	20
36	RSV 1.6 LS 36 GR 3.2 AU	<b>144640</b>	10


**Solder pin length 4.5 mm gold-plated version**

No. of poles	Type	Cat.No.	Qty.
4	RSV 1.6 LS 4 GR 4.5 AU	<b>141340</b>	100
6	RSV 1.6 LS 6 GR 4.5 AU	<b>141440</b>	50
9	RSV 1.6 LS 9 GR 4.5 AU	<b>141540</b>	50
12	RSV 1.6 LS 12 GR 4.5 AU	<b>141640</b>	25
18	RSV 1.6 LS 18 GR 4.5 AU	<b>141740</b>	25
24	RSV 1.6 LS 24 GR 4.5 AU	<b>141840</b>	20
36	RSV 1.6 LS 36 GR 4.5 AU	<b>141940</b>	10

## Printed circuit board pin housings

### RSV 1.6 LSF 4-36

with mounting flange



#### Solder pin length 3.2 mm gold-plated version

No. of poles	Type	Cat.No.	Qty.
4	RSV 1.6 LSF 4 GR 3.2 SN	144090	100
6	RSV 1.6 LSF 6 GR 3.2 SN	144190	50
9	RSV 1.6 LSF 9 GR 3.2 SN	144290	50
12	RSV 1.6 LSF 12 GR 3.2 SN	144390	25
18	RSV 1.6 LSF 18 GR 3.2 SN	144490	25
24	RSV 1.6 LSF 24 GR 3.2 SN	144590	20
36	RSV 1.6 LSF 36 GR 3.2 SN	144690	10

#### Solder pin length 4.5 mm tin-plated version

4	RSV 1.6 LSF 4 GR 4.5 SN	141390	100
6	RSV 1.6 LSF 6 GR 4.5 SN	141490	50
9	RSV 1.6 LSF 9 GR 4.5 SN	141590	50
12	RSV 1.6 LSF 12 GR 4.5 SN	141690	25
18	RSV 1.6 LSF 18 GR 4.5 SN	141790	25
24	RSV 1.6 LSF 24 GR 4.5 SN	141890	20
36	RSV 1.6 LSF 36 GR 4.5 SN	141990	10


#### Solder pin length 3.2 mm gold-plated version

4	RSV 1.6 LSF 4 GR 3.2 AU	144080	100
6	RSV 1.6 LSF 6 GR 3.2 AU	144180	50
9	RSV 1.6 LSF 9 GR 3.2 AU	144280	50
12	RSV 1.6 LSF 12 GR 3.2 AU	144380	25
18	RSV 1.6 LSF 18 GR 3.2 AU	144480	25
24	RSV 1.6 LSF 24 GR 3.2 AU	144580	20
36	RSV 1.6 LSF 36 GR 3.2 AU	144680	10

#### Solder pin length 4.5 mm gold-plated version

4	RSV 1.6 LSF 4 GR 4.5 AU	141380	100
6	RSV 1.6 LSF 6 GR 4.5 AU	141480	50
9	RSV 1.6 LSF 9 GR 4.5 AU	141580	50
12	RSV 1.6 LSF 12 GR 4.5 AU	141680	25
18	RSV 1.6 LSF 18 GR 4.5 AU	141780	25
24	RSV 1.6 LSF 24 GR 4.5 AU	141880	20
36	RSV 1.6 LSF 36 GR 4.5 AU	141980	10

## Accessories



Type	Cat.No.	Qty.
HTF RSV 16 0,14...1,5 mm <sup>2</sup>	901356	1
HTF RSV 12 2,5 mm <sup>2</sup>	901355	1
Crimping tool		
DW RSV 1.6	900453	1
Contact removal tool		
RSV 1.6 KO	156743	50
Coding element		

#### Strain relief


No. of poles	Type	Cat.No.	Qty.
4	RSV 1.6 ZE 4 SW	156360	25
6	RSV 1.6 ZE 6 SW	156350	25
9	RSV 1.6 ZE 9 SW	156340	25
12	RSV 1.6 ZE 12 SW	156330	25
18	RSV 1.6 ZE 18 SW	156320	25
24	RSV 1.6 ZE 24 SW	156310	20
36	RSV 1.6 ZE 36 SW	156300	10

Cable ties for fixing connection cables in RSV 1.6 ZE

CB 95/2.1	127860
CB 153/3.4	127870



Type	Cat.No.	Qty.
CM 6 (crimping machine)	901274	1
CM 6 with insulation stripping unit	901281	1
Rapid change crimping tool		
0.14...0.25 mm <sup>2</sup>	901273	1
Rapid change crimping tool		
0.34...0.5 mm <sup>2</sup>	901283	1
Rapid change crimping tool		
0.75...1,5 mm <sup>2</sup>	901284	1
Rapid change crimping tool		
2.5 mm <sup>2</sup>	901285	1



#### Fixing foot for TS 35


No. poles	Type	Cat.No.	Qty.
4	RSV 1.6 RF 4	158291	10
6	RSV 1.6 RF 6	158292	10
9	RSV 1.6 RF 9	158293	10
12	RSV 1.6 RF 12	158294	10
18	RSV 1.6 RF 18	158295	10
24	RSV 1.6 RF 24	158296	10
36	RSV 1.6 RF 36	158297	10

#### Rastfuß für TS 35/15/2.3

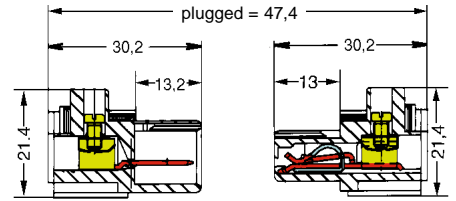
No. poles	Type	Cat.No.	Qty.
4	RSV 1.6 RF 4	169011	10
6	RSV 1.6 RF 6	169012	10
9	RSV 1.6 RF 9	169013	10
12	RSV 1.6 RF 12	169014	10
18	RSV 1.6 RF 18	169015	10
24	RSV 1.6 RF 24	169016	10
36	RSV 1.6 RF 36	169017	10

System overview STV S 2...10

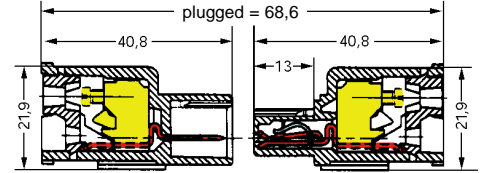
[查询"151386"供应商](#)



**Dimensions STV S 2...10 S**  
**Screw connection system**



**STV S 2...10 T**  
**TOP connection system**



**STV S 2...10 L**  
**Solder connection system**

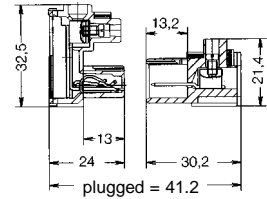
90° version Type STVS 2 ... 10 LS 90      90° version Type STVS 2 ... 10 LB 90



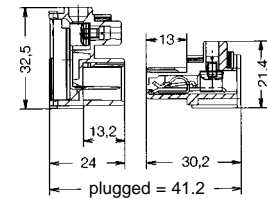
180° version Type STVS 2 ... 10 LS 90      180° version Type STVS 2 ... 10 LB 90



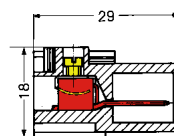
**STW S 2 ... 10 SB / STV S 2 ... 10 SS**



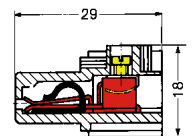
**STW S 2 ... 10 SS / STV S 2 ... 10 SB**



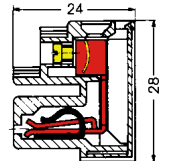
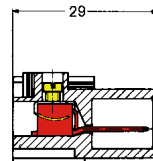
**STV 2/10**



**STV 4/10**



**STW 2/10**



L = Solder pin length 3,2 or 4,5 mm

# STV S connector system

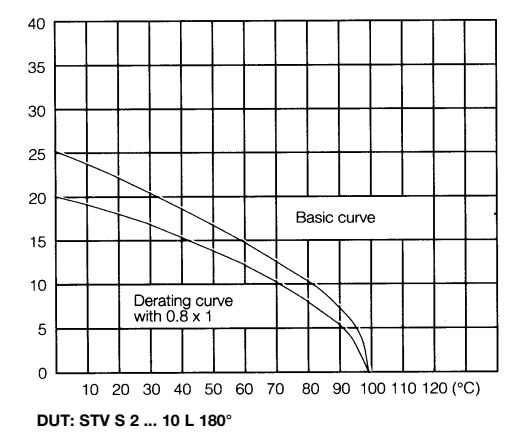
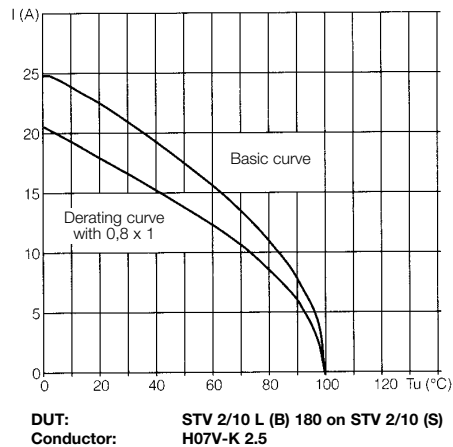
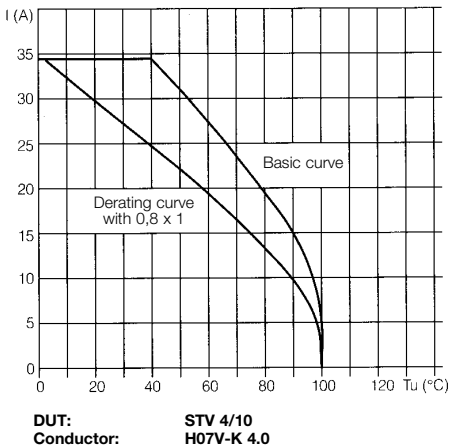
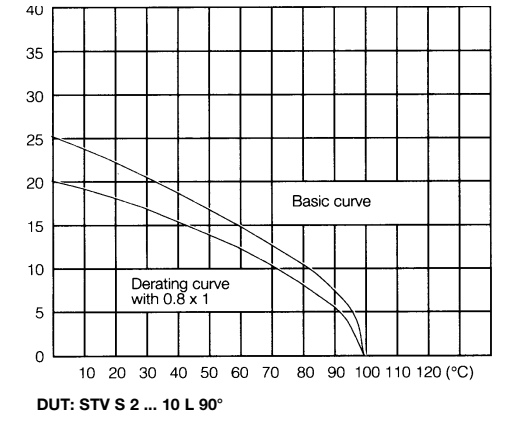
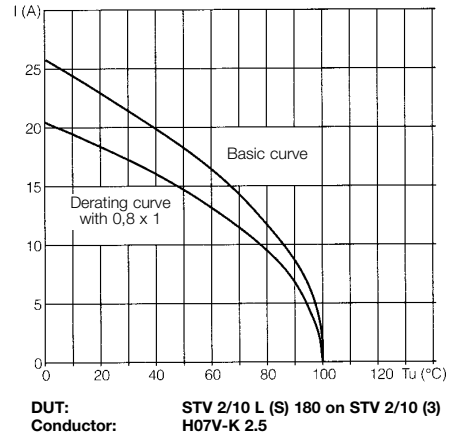
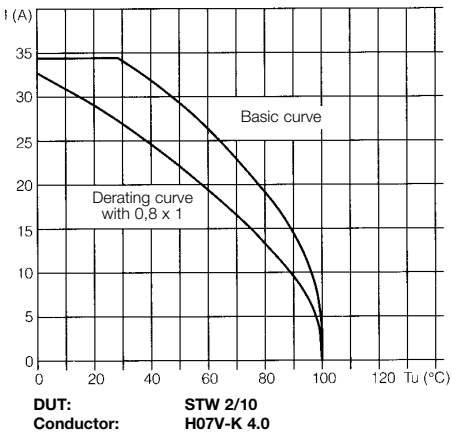
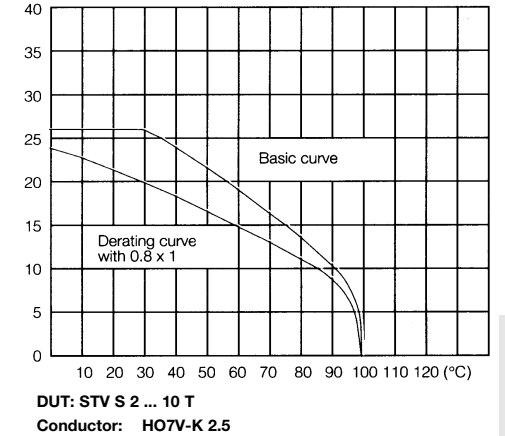
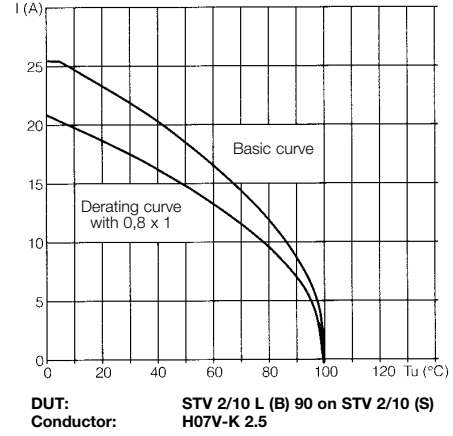
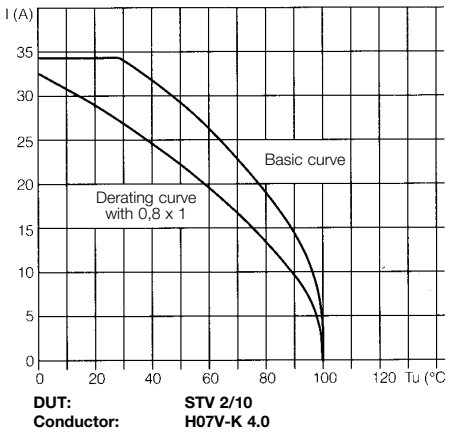
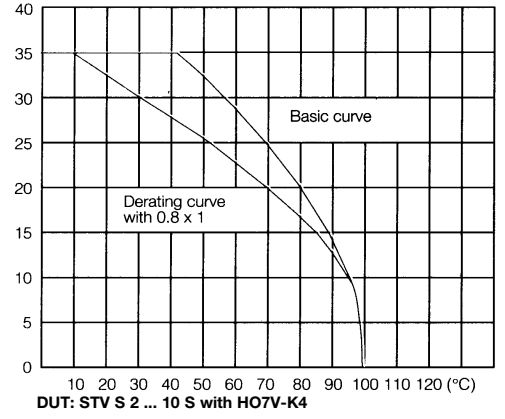
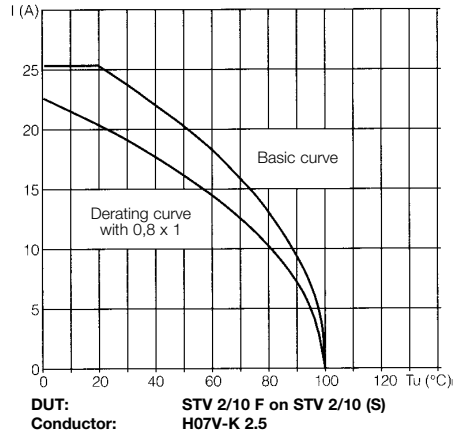
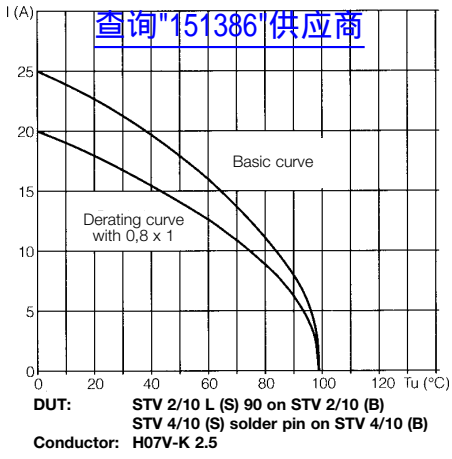
Technical data [查询"151386"供应商](#)

Material data	STV 2/10	STV 4/10	STW 2/10 TS	STW 2/20	STV 2/10 F	STV 2/10 L	STV S2...10 L	STV S2...10 S, T	STWS
Insulation	PA 66	PA 66	PA 66	PA 66	PA 66	PA 66	PA 66	PA 66	PA 66
Colour	beige	beige	beige	beige	beige	beige	grey	grey	grey
Contact elements	CuZn	CuZn	CuZn	CuZn	CuZn	CuZn	CuZn	CuZn	CuZn
Plating	3µm Ag	3µm Ag	3µm Ag	3µm Ag	3µm Ag	3µm Ag	3µm Ag	3µm Ag	3µm Ag
Contact spring	Stainless steel	Stainless steel	Stainless steel	Stainless steel	Stainless steel	Stainless steel	Stainless steel	Stainless steel	Stainless steel
Solder pin						tin plated	tin plated		
<b>Characteristic system value</b>									
No. of poles	10	10	10	20	10	10	2-10	2-10	2-10
Coding without contact loss	yes	-	yes	yes	yes	yes	yes	yes	yes
Through resistance (with conductor connect.) mΩ	≤ 2,0	≤ 2,0	≤ 2,0	≤ 2,0	≤ 2,0	≤ 2,0			
Vibration resist. to VDE 0611	≤ 10 g	≤ 10 g	≤ 10 g	≤ 10 g	≤ 10 g	≤ 10 g	≤ 10 g	≤ 10 g	≤ 10 g
Insulation stripping length mm	8	8	8	8	-	-	-	8 <sup>4)</sup> 14 <sup>5)</sup>	8
Pitch mm						7	7	7	7
<b>Connection characteristics</b>									
Mating force (N)	65...90	65...90	65...90	65...90 <sup>1)</sup>	65...90	65...90	6,5...9,0 <sup>6)</sup>	6,5...9,0 <sup>6)</sup>	6,5...9,0 <sup>6)</sup>
Unmating force (N)	65...85	65...85	65...85	65...85 <sup>1)</sup>	65...85	65...85	6,5...8,5 <sup>6)</sup>	6,5...8,5 <sup>6)</sup>	6,5...8,5 <sup>6)</sup>
Unmating force (N)	≤ 100	≤ 100	≤ 100	≤ 100	≤ 100	≤ 100	≤ 100	≤ 100	≤ 100
<b>Connectable conductors</b>									
Clamping range mm <sup>2</sup>	0,5...4	0,5...4	0,5...4	0,5...4	0,5...2,5		-	0,5...4 <sup>4)</sup> 0,5...2,5 <sup>5)</sup>	0,5...4
solid HO7V-U mm <sup>2</sup>	0,5...4	0,5...4	0,5...4	0,5...4	-		-	0,5...4 <sup>4)</sup> 0,5...2,5 <sup>5)</sup>	0,5...4
flexible HO7V-K mm <sup>2</sup>	0,5...4	0,5...4	0,5...4	0,5...4	0,5...2,5		-	0,5...4 <sup>4)</sup> 0,5...2,5 <sup>5)</sup>	0,5...4
with ferrule to DIN 46228/1 mm <sup>2</sup>	0,5...4	0,5...4	0,5...4	0,5...4	-		-	0,5...4 <sup>4)</sup> 0,5...2,5 <sup>5)</sup>	0,5...4
With plastic collar mm <sup>2</sup>	0,5...4	0,5...4	0,5...4	0,5...4	-		-	0,5...4 <sup>4)</sup> 0,5...2,5 <sup>5)</sup>	0,5...4
AWG-cond. Nr.	20...12	20...12	20...12	20...12	-		-	20...12 <sup>4)</sup> 20...14 <sup>5)</sup>	20...12
<b>VDE rated data</b>									
Rated cross section mm <sup>2</sup>	4	4	4	4	-	-	-	4 <sup>4)</sup> 2,5 <sup>5)</sup>	4
Rated current A								500/6 kV/3	500/6 kV/3
Rated voltage (Insulation group C) V~	380	660	380	380	380	380			
Rated voltage (Insulation group B) V~	500	750	500	500	500	500			
Test torque/ Rated torque Nm	0,5	0,5	0,5	0,5	-	-	-	0,5	0,5
<b>UL rated data</b>									
Rated voltage industrial/commercial V~	600/600	600/600	600/600	600/600	600/600	600/600	600/600	600/600	600
Rated current A	20	20	20	20	20	10	14 <sup>3)</sup>	25 <sup>4)</sup> 17 <sup>5)</sup>	25
Conductor sizes AWG	22...12	22...12	22...12	22...12	-	-	-	20...12 <sup>4)</sup> 20...14 <sup>5)</sup>	20 ... 19
<b>Tightening torque</b>									
Electric screwdriver Type DMS 2 Stufe	2	2	2	2	-	-	-	2 <sup>4)</sup> 5)	2
<b>Approvals</b>									
	List on Request	List on Request	List on Request	List on Request	List on Request	List on Request	List on Request	List on Request	List on Request

1) 10-pole  
2) for solder lugs  
3) Solder connection  
4) Screw connection  
5) TOP connection  
6) Data per pole



**Derating curves**




other derating curves on request

## STV 2/10 F

for 6.3 tab connectors


[查询"151386"供应商](#)



Type	Cat.No.	Qty.
Sockets printed		
STV 2/10 FB SET 1-10	<b>037876</b>	5
STV 2/10 FB SET 11-20	<b>046656</b>	5
STV 2/10 FB SET 21-30	<b>046676</b>	5
STV 2/10 FB SET 31-40	<b>046686</b>	5
STV 2/10 FB SET 41-50	<b>046696</b>	5
Matching plug		
STV 2/10 S	<b>064546</b>	50


## STW 2/10

Angled connector



Type	Cat. No.	Qty.
STW 2/10 S/B complete	<b>064536</b>	10
STW 2/10 S corresponding plug	<b>064506</b>	10
STW 2/10 B socket	<b>064526</b>	20
STW 2/10 S corresponding plug	<b>158224</b>	20


## STV 2/10



Type	Cat. No.	Qty.
STV 2/10 S/B complete	<b>064496</b>	10
STV 2/10 S corresponding plug	<b>064506</b>	10
STV 2/10 B socket	<b>064516</b>	10
with leading earth contacts (poles 1 and 10)		
STV 2/10 S/B SL complete	<b>140076</b>	10
STV 2/10 S SL corresponding plug	<b>139936</b>	10
for leading earth contact		
STV 2/10 B SL socket	<b>140086</b>	10

## STV 2/10 L

Solder version



Type	Cat.No.	Qty.
Plugs		
STV 2/10 LS 90 3.2 (90°)	<b>130576</b>	
STV 2/10 LS 90 4.5 (90°)	<b>130586</b>	
with leading earth contacts (poles 1 and poles 10)		
STV 2/10 LS 90 3.2 SL (90°)	<b>139646</b>	
STV 2/10 LS 90 4.5 SL (90°)	<b>139656</b>	

Type	Cat.No.	Qty.
Plugs		
STV 2/10 LS 90 3.2 (180°)	<b>130596</b>	
STV 2/10 LS 90 4.5 (180°)	<b>130606</b>	

Type	Cat.No.	Qty.
with leading earth contacts (poles 1 and poles 10)		
STV 2/10 LS 90 3.2 SL (180°)	<b>139666</b>	
STV 2/10 LS 90 4.5 SL (180°)	<b>139676</b>	


Type	Cat.No.	Qty.
Sockets		
STV 2/10 LB 90 3.2 (90°)	<b>130536</b>	
STV 2/10 LB 90 4.5 (90°)	<b>130546</b>	

Type	Cat.No.	Qty.
for leading earth contacts		
STV 2/10 LB 90 3.2 SL (90°)	<b>140096</b>	
STV 2/10 LB 90 4.5 SL (90°)	<b>140106</b>	

Type	Cat.No.	Qty.
Sockets		
STV 2/10 LB 90 3.2 (180°)	<b>130556</b>	
STV 2/10 LB 90 4.5 (180°)	<b>130566</b>	

Type	Cat.No.	Qty.
for leading earth contacts		
STV 2/10 LB 90 3.2 SL (180°)	<b>140116</b>	
STV 2/10 LB 90 4.5 SL (180°)	<b>140126</b>	

## STV 4/10




Type	Cat. No.	Qty.
STV 4/10 S/B complete	<b>031676</b>	10
STV 4/10 S corresponding plug	<b>031696</b>	20
STV 4/10 B socket	<b>031686</b>	20

Type	Cat. No.	Qty.
with leading earth contacts on request		

## STV 4/10 (L)

for solder lugs




Type	Cat.No.	Qty.
STV 4/10 S/B complete	<b>031676</b>	10
STV 4/10 S corresponding plug	<b>031696</b>	20
STV 4/10 B socket	<b>031686</b>	20


The connection to the printed circuit board is made with solder lugs, Cat. No. 030560, with are screwed into the terminal strip.

**STW 2/10 TS**

Angled connector for mounting onto rail  
[查询"151386"供应商](#)



**STW 2/20**




Type	Cat.No.	Qty.
STW 2/10 S/B TS complete	<b>157082</b>	10
STV 2/10 S matching plug	<b>064506</b>	10
STW 2/10 B TS socket	<b>130436</b>	10

Type	Cat.No.	Qty.
<b>STW 2/20/C S/B TS ZE</b>	<b>029166</b>	5
two 10-pole plugs with strain relief		
<b>STW 2/20/C S/B TS ZE RH</b>	<b>156878</b>	5
two 10-pole plugs with strain relief and fixing hook		
<b>STW 2/20/D S/B TS ZE</b>	<b>126836</b>	5
one 20-pole plug with strain relief		
<b>STW 2/20/E S/B TS</b>	<b>126866</b>	5
one 20-pole plug without strain relief		
<b>STW 2/20/4 S/B TS</b>	<b>128156</b>	5
two 10-pole plugs without strain relief		

## STV S 2...10 S

Screw connection system


[查询"151386"供应商](#)



No. of poles	Type	Cat.No.	Qty.
2	STV S 2 S S plug	161195	10
2	STV S 2 S B socket	161196	10
3	STV S 3 S S plug	161198	10
3	STV S 3 S B socket	161199	10
4	STV S 4 S S plug	161201	10
4	STV S 4 S B socket	161202	10
5	STV S 5 S S plug	161204	10
5	STV S 5 S B socket	161205	10
6	STV S 6 S S plug	161207	10
6	STV S 6 S B socket	161208	10
7	STV S 7 S S plug	161210	10
7	STV S 7 S B socket	161211	10
8	STV S 8 S S plug	161213	10
8	STV S 8 S B socket	161214	10
9	STV S 9 S S plug	161216	10
9	STV S 9 S B socket	161217	10
10	STV S 10 S S plug	161219	10
10	STV S 10 S B socket	161220	10

## STV S 2...10 T


TOP connection system



No. of poles	Type	Cat.No.	Qty.
2	STV S 2 T S plug	161222	10
2	STV S 2 T B socket	161223	10
3	STV S 3 T S plug	161225	10
3	STV S 3 T B socket	161226	10
4	STV S 4 T S plug	161228	10
4	STV S 4 T B socket	161229	10
5	STV S 5 T S plug	161231	10
5	STV S 5 T B socket	161232	10
6	STV S 6 T S plug	161234	10
6	STV S 6 T B socket	161235	10
7	STV S 7 T S plug	161237	10
7	STV S 7 T B socket	161238	10
8	STV S 8 T S plug	161240	10
8	STV S 8 T B socket	161241	10
9	STV S 9 T S plug	161243	10
9	STV S 9 T B socket	161244	10
10	STV S 10 T S plug	161246	10
10	STV S 10 T B socket	161247	10

## STV S 2...10 L

Solder version 90° and 180°




Solder pin length 3,2 mm

No. of poles	Type	Cat.No.	Qty.
2	STV S 2 LS90 plug	161248	10
2	STV S 2 LB90 socket	161249	10
3	STV S 3 LS90 plug	161250	10
3	STV S 3 LB90 socket	161251	10
4	STV S 4 LS90 plug	161252	10
4	STV S 4 LB90 socket	161253	10
5	STV S 5 LS90 plug	161254	10
5	STV S 5 LB90 socket	161255	10
6	STV S 6 LS90 plug	161256	10
6	STV S 6 LB90 socket	161257	10
7	STV S 7 LS90 plug	161258	10
7	STV S 7 LB90 socket	161259	10
8	STV S 8 LS90 plug	161260	10
8	STV S 8 LB90 socket	161261	10
9	STV S 9 LS90 plug	161262	10
9	STV S 9 LB90 socket	161263	10
10	STV S 10 LS90 plug	161264	10
10	STV S 10 LB90 socket	161265	10

2	STV S 2 LS180 plug	161266	10
2	STV S 2 LB180 socket	161267	10
3	STV S 3 LS180 plug	161268	10
3	STV S 3 LB180 socket	161269	10
4	STV S 4 LS180 plug	161270	10
4	STV S 4 LB180 socket	161271	10
5	STV S 5 LS180 plug	161272	10
5	STV S 5 LB180 socket	161273	10
6	STV S 6 LS180 plug	161274	10
6	STV S 6 LB180 socket	161275	10
7	STV S 7 LS180 plug	161276	10
7	STV S 7 LB180 socket	161277	10
8	STV S 8 LS180 plug	161278	10
8	STV S 8 LB180 socket	161279	10
9	STV S 9 LS180 plug	161280	10
9	STV S 9 LB180 socket	161281	10
10	STV S 10 LS180 plug	161282	10
10	STV S 10 LB180 socket	161283	10

## STW S 2 ... 10



	No. of poles	Type	Cat.No.	Qty.
plug	2	STW S 2 SS	161284	10
	3	STW S 3 SS	161285	10
	4	STW S 4 SS	161286	10
	5	STW S 5 SS	161287	10
	6	STW S 6 SS	161288	10
	7	STW S 7 SS	161289	10
	8	STW S 8 SS	161290	10
	9	STW S 9 SS	161291	10
	10	STW S 10 SS	161292	10
	socket	2	STW S 2 SB	161293
3		STW S 3 SB	161294	10
4		STW S 4 SB	161295	10
5		STW S 5 SB	161296	10
6		STW S 6 SB	161297	10
7		STW S 7 SB	161298	10
8		STW S 8 SB	161299	10
9		STW S 9 SB	161300	10
10		STW S 10 SB	161301	10



## LU 10.16

- Screw connection max. 10.0 mm<sup>2</sup>

[查询"151386"供应商](#)



No. of poles	Type	Cat.No.	Qty.
2	LU 10.16/2/90 3.2 GR	163592	20
3	LU 10.16/3/90 3.2 GR	163593	20

### Material data

Insulation		PA 66
Colour		grey*
Flammability class		UL 94 V0
<b>Characteristic system value</b>		
Pitch	mm	10,16
Mounting hole	ø mm	1,6 <sup>+0,1</sup>
Insulation stripping length	mm	12
Clamping screw	M	4

### Clampable conductors

Max. clamping range	mm <sup>2</sup>	0,33...10
solid H05(07)V-U	mm <sup>2</sup>	0,5...16
flexible H05(07)V-K	mm <sup>2</sup>	0,5...10
with ferrules		
to DIN 46228/1	mm <sup>2</sup>	2,5...10
with plastic collar to DIN 46228/4	mm <sup>2</sup>	2,5...10
AWG-Conductor		22...8
Gauge pin to EN 60947-1/7.92	Dimension	B 6

### VDE rated data

Rated cross-section	mm <sup>2</sup>	10
Rated current (T <sub>u</sub> = 20 °C)	A	57
Rated voltage to VDE 0110 1.89	V	250
Rated impulse voltage	kV	4
Pollution severity		3
Test voltage	kV~	2
Test torque/Rated torque	Nm	1,2

### UL Rated data

Rated voltage, industrial	V	300
Rated current	A	10
Conductor sizes		22...8

### Tightening torque

Screwdriver Type SD/SDI\*\*\*\*

### Approvals

For the mounting of PCB's it should be noted that the rated data given in the catalogue relate only to the connection elements. The necessary creepage and clearance paths must be observed in connection with the respective application in accordance with VDE 0110 .

The current-carrying capacity of PCB'S is to be determined according to DIN IEC 326, Part 3.

### Accessories

Type	Cat.No.	Qty.
Marking material**	DEK 5	047346
	KSW 4 < 50 mm special print	162991
	KSW 4 < 150 mm blank	163001

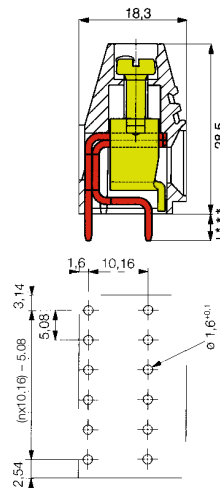

\* Other colours on request

\*\* See section 8/markers for additional

\*\*\* L = Solder pin length

delivery types

## LU 10.16/2 ... 3



Pitch 10,16 mm  
4 solder pins per pole

No. of poles	Type	Cat.No.	Qty.
2	LU 10.16/2/90 3.2 GR	163592	20
3	LU 10.16/3/90 3.2 GR	163593	20

Other numbers of poles on request

Solder pin length 4,5 mm

2	LU 10.16/2/90 4.5 GR	163617	20
3	LU 10.16/3/90 4.5 GR	163618	20

Other numbers of poles on request

PA 66  
grey\*  
UL 94 V0

10,16  
1,6<sup>+0,1</sup>  
12  
4

0,33...10  
0,5...16  
0,5...10

2,5...10  
2,5...10  
22...8

B 6

10  
57  
250  
4  
3  
2  
1,2

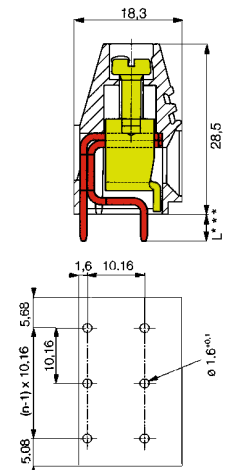
300  
10  
22...8

List on request

Two and three pole LU 10.16 terminal blocks can be joined together to form blocks of up to 26 poles blocks each, but only pairs of 2-pole blocks can be used.

Type	Cat.No.	Qty.
DEK 5	047346	500
KSW 4 < 50 mm special print	162991	-
KSW 4 < 150 mm blank	163001	-

## LU 10.16/2 ... 3 2 STI



Pitch 10,16 mm  
2 solder pins per pole

No. of poles	Type	Cat.No.	Qty.
2	LU 10.16/2/90 2 STI 4.5	164831	20
3	LU 10.16/3/90 2 STI 4.5	164830	20

Other numbers of poles on request

PA 66  
grey\*  
UL 94 V0

10,16  
1,6<sup>+0,1</sup>  
12  
4

0,33...10  
0,5...16  
0,5...10

2,5...10  
2,5...10  
22...8

B 6

10  
57  
500  
6  
3  
2  
1,2

300  
10  
22...8

List on request


Two and three pole LU 10.16 terminal blocks can be joined together to form blocks of up to 26 poles blocks each, but only pairs of 2-pole blocks can be used.

Type	Cat.No.	Qty.
DEK 5	047346	500
KSW 4 < 50 mm special print	162991	-
KSW 4 < 150 mm blank	163001	-

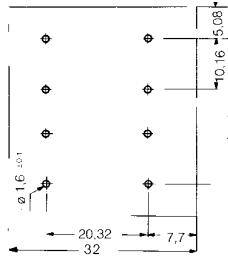
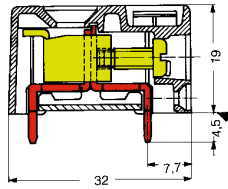
**GSE 10**

- Screw connection max. 10.0 mm<sup>2</sup>

[查询"151386"供应商](#)



**GSE 10/1 ... 3**



Pitch 10,16 mm

Solder pin length 4,5 mm

No. of poles	Type	Cat.No.	Qty.
1	GSE 10/1	<b>047870</b>	50
3	GSE 10/3	<b>047890</b>	20
4	GSE 10/4	<b>161022</b>	20

Other numbers of poles on request

**Material data**

Insulation  
Colour

Flammability class

**Characteristic system value**

Pitch mm 10,16  
Mounting hole ø mm 1,6<sup>+0,1</sup>  
Insulation stripping length mm 10  
Clamping screw M 4

**Clampable conductors**

Max. clamping range mm<sup>2</sup> 0,33...10  
solid H05(07)V-U mm<sup>2</sup> 0,5...10  
flexible H05(07)V-K mm<sup>2</sup> 0,5...10  
with ferrules  
to DIN 46228/1 mm<sup>2</sup> 0,75...4  
with plastic collar to DIN 46228/4 mm<sup>2</sup> 0,75...4  
AWG-conductor 22...8

Gauge pin to EN 60947-1/7.92 Dimension A 5

**VDE rated data**

Rated cross-section mm<sup>2</sup> 6  
Rated current (T<sub>u</sub> = 20 °C) A 46  
Rated voltage to VDE 0110 1.89 V 400  
Rated impulse voltage kV 6  
Pollution severity 3  
Test voltage kV~ 2,5  
Test torque/Rated torque Nm 1,2

**UL rated data**

Rated voltage, industrial V 300  
Rated current A 10  
Conductor sizes 22 ... 8

**Tightening torque**

Screwdriver Type SD/SDI\*\*\*

**Approvals**

For the mounting of PCBs, it should be noted that the rate data given in the catalogue relate only to the connection elements. The necessary creepage and clearance paths must be observed in connection with the respective application in accordance with VDE 0110.

The current-carrying capacity of PCBs is to be determined according to DIN IEC 326 Part 3 .

**Accessories**

Test plug  
Marking material\*\*

PA 66

grey\*

UL 94 V2

List on request

One-pole GSE terminal blocks can be jointed together to form terminal strips of up to 10 poles.

Type	Cat.No.	Qty.
PS 2.0	<b>031000</b>	20
DEK 5	<b>047346</b>	500

\* Other colours on request

\*\* See section 8/markers for other versions

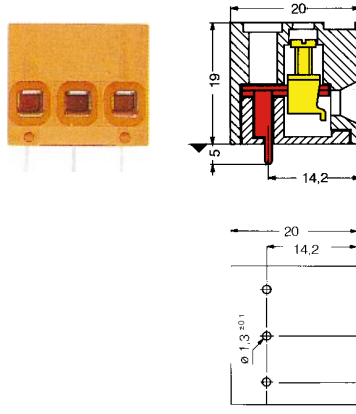
\*\*\* See section 9/tools for other versions

## AGS 7.5

- Screw connection max. 4.0 mm<sup>2</sup>  
[查询 151300 供应商](#)



## AGS 7.5/2 ... 3



### Material data

Insulation	
Colour	
Flammability class	
<b>Characteristic system value</b>	
Pitch	mm
Mounting hole	ø mm
Insulation stripping length	mm
Clamping screw	M

### Clampable conductors

Max. clamping range	mm <sup>2</sup>
solid H05(07)V-U	mm <sup>2</sup>
flexible H05(07)V-K	mm <sup>2</sup>
with ferrules	
to DIN 46228/1	mm <sup>2</sup>
with plastic collar to DIN 46228/4	mm <sup>2</sup>
AWG-conductor	
Gauge pin to EN 60947-1/7.92	Dimension

### VDE rated data

Rated cross-section	mm <sup>2</sup>
Rated current	A
Rated voltage to VDE 0110 1.89	V
Rated impulse voltage	kV
Pollution severity	
Test torque/Rated torque	Nm

### UL rated data

Rated voltage, industrial	V
Rated current	A
Conductor sizes	

### Tightening torque

Screwdriver Type SD/SDI\*\*\*

### Approvals

For the mounting of PCBs, it should be noted that the rated data given in the catalogue relate only to connection elements. The necessary creepage and clearance paths must be observed in connection with the respective application in accordance with VDE 0110. The current-carrying capacity of PCBs is to be determined according to DIN IEC 326 Part 3.

### Accessories

Test plug	
Marking material (printed)**	
Marking material (blank)**	

No. of poles	Type	Cat.No.	Qty.
2	AGS 7.5/2	<b>036376</b>	50
3	AGS 7.5/3	<b>036416</b>	50

PA 66
orange*
UL 94 V2
7.5
1,3 +0,1
7
3
0,13...4
0,5...4
0,5...4
0,5...4
0,5...4
26...12
A 3

2,5
16
400
6
3
0,5
300
16
26...12

List on request

Type	Cat.No.	Qty./Sheets
PS 2.3	<b>018040</b>	20
KSW 4 18/5 1-18	<b>163017 0001</b>	100
KSW 4 12/5 1-12	<b>163013 0001</b>	100
KSW 4 <100 mm blank	<b>162999</b>	100

\* Other colours on request


\*\* See section 8/markers for other versions

\*\*\* See section 9/tools for other versions



## TOP4GS

- Screw connection max. 4.0 mm<sup>2</sup>  
[查询 151906 供应商](http://www.weidmuller.com)



No. of poles	Type	Cat.No.	Qty.
2	TOP4GS2/180 7.62 OR	<b>029836</b>	50
3	TOP4GS3/180 7.62 OR	<b>029846</b>	50
4	TOP4GS4/180 7.62 OR	<b>029856</b>	50

Material data	
Insulation	PA 66
Colour	orange*
Flammability class	UL 94 V2
Characteristic system value	
Pitch	7,62 mm
Mounting hole	ø 1,3 mm
Insulation stripping length	13 mm
Clamping screw	M 3

Clampable conductors	
Max. clamping range	0,13...6 mm <sup>2</sup>
solid H05(07)V-U	0,5...6 mm <sup>2</sup>
flexible H05(07)V-K	0,5...4 mm <sup>2</sup>
with ferrules	
to DIN 46228/1	0,5...4 mm <sup>2</sup>
with plastic collar to DIN 46228/4	0,5...4 mm <sup>2</sup>
AWG-conductor	26...12
Gauge pin to EN 60947-1/7.92	Dimension A 3

VDE rated data	
Rated cross-section	mm <sup>2</sup>
Rated current	A
Rated voltage to VDE 0110 1.89	V
Rated impulse voltage	kV
Pollution severity	
Test torque/Rated torque	Nm

UL rated data	
Rated voltage, industrial	V
Rated current	A
Conductor sizes	22...10

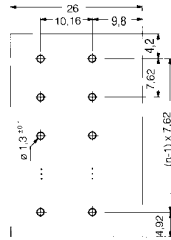
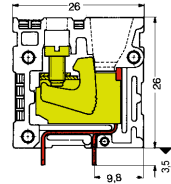

Tightening torque	
Screwdriver Type SD/SDI***	

### Approvals

For the mounting of PCBs, it should be noted that the rated data given in the catalogue relate only to the connection elements. The necessary creepage and clearance paths must be observed in connection with the respective application in accordance with VDE 0110. The current-carrying capacity of PCBs is to be determined according to DIN IEC 326 P.3.

Accessories	
Marking material**	

## TOP4GS/2 ... 4 180°



Pitch 7,62 mm			
No. of poles	Type	Cat.No.	Qty.
2	TOP4GS2/180 7.62 OR	<b>029836</b>	50
3	TOP4GS3/180 7.62 OR	<b>029846</b>	50
4	TOP4GS4/180 7.62 OR	<b>029856</b>	50

Single poles joined/Other numbers of poles on request

PA 66
orange*
UL 94 V2

7,62 (max. 12 poles in a row)
6,35 (max. 8 poles in a row)
1,3 +0,1
13
3

0,13...6
0,5...6
0,5...4
0,5...4
0,5...4
26...12
A 3

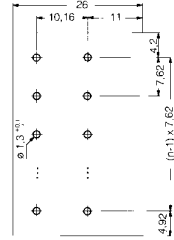
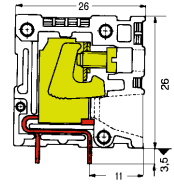
Pitch 6,35 mm <sup>2</sup>		Pitch 7,62 mm <sup>2</sup>	
4		4	
36		36	
250		400	
4		6	
3		3	
0,5		0,5	
300		300	
25		25	
22...10		22...10	

List on request

Type	Cat.No.	Qty.
SF 10 1...10 and 11...20	<b>033150</b>	1000

\*\*\* See section 9/tools for other versions

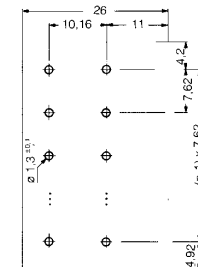
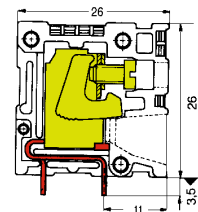
## TOP4GS/2 ... 4 90°



Pitch 7,62 mm			
No. of poles	Type	Cat.No.	Qty.
2	TOP4GS2/90 7.62 OR	<b>028966</b>	50
3	TOP4GS3/90 7.62 OR	<b>028976</b>	50
4	TOP4GS4/90 7.62 OR	<b>029016</b>	50

Single poles joined/Other numbers of poles on request

## TOP4GS/2 ... 4 90°



Pitch 6,35 mm			
No. of poles	Type	Cat.No.	Qty.
2	TOP4GS2/90 6.35 OR	<b>140176</b>	100

Single poles joined/Other numbers of poles on request

\*\*\* See section 9/tools for other versions

\* Other colours on request

\*\* See section 8/markers for other versions

## LP printed circuit board terminal system

System overview [查询"151386"供应商](#)

- Screw connection max. 2.5 mm<sup>2</sup>

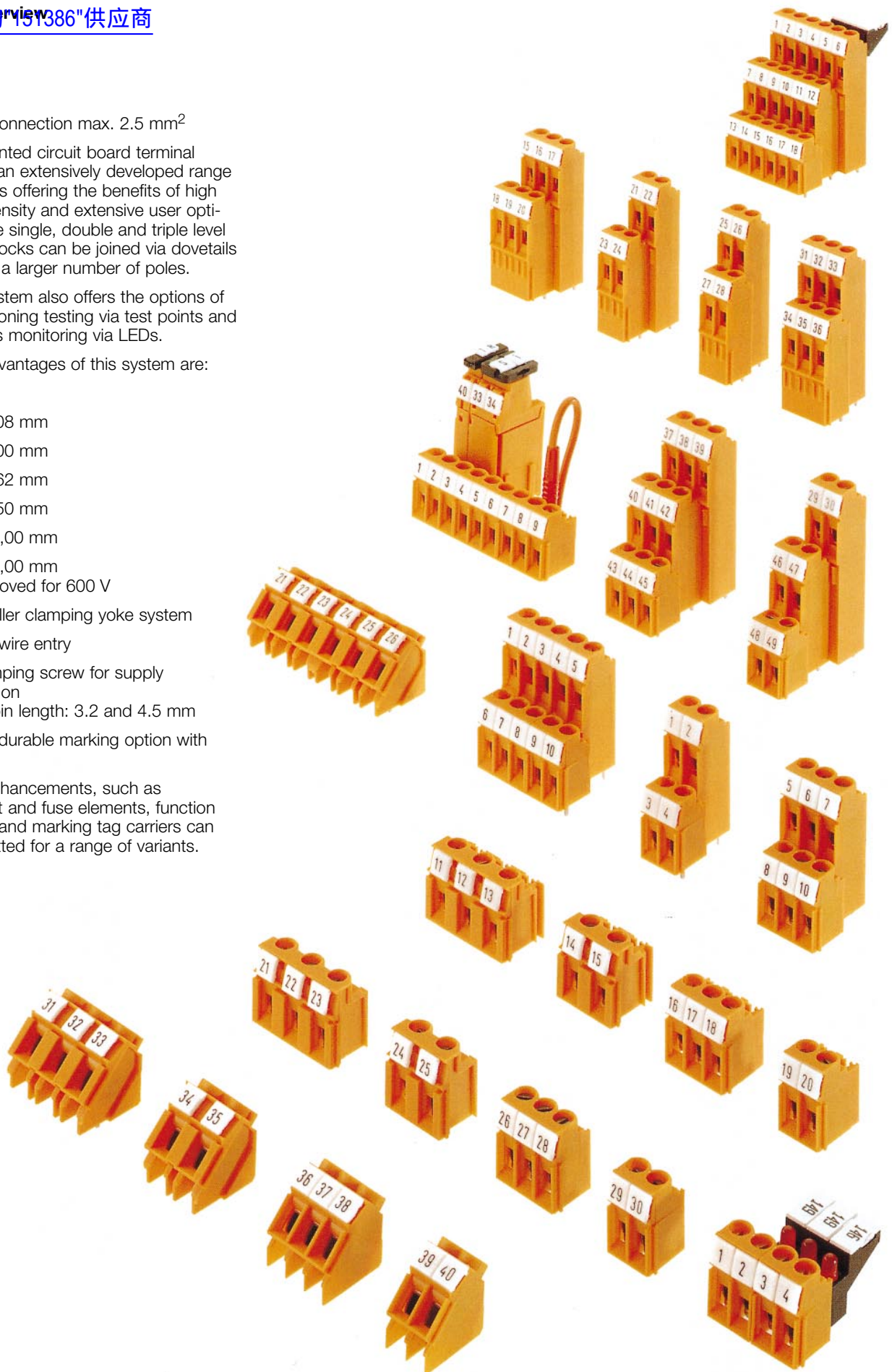
The LP printed circuit board terminal system is an extensively developed range of terminals offering the benefits of high contact density and extensive user options. These single, double and triple level terminal blocks can be joined via dovetails to provide a larger number of poles.

The LP system also offers the options of safe functioning testing via test points and continuous monitoring via LEDs.

Further advantages of this system are:

- Pitch 5.08 mm
- Pitch 5.00 mm
- Pitch 7.62 mm
- Pitch 7.50 mm
- Pitch 10,00 mm
- Pitch 15,00 mm
- UL-approved for 600 V
- Weidmüller clamping yoke system
- Conical wire entry
- M3 clamping screw for supply connection
- Solder pin length: 3.2 and 4.5 mm
- Simple, durable marking option with dekafix

System enhancements, such as disconnect and fuse elements, function indicators and marking tag carriers can be snap-fitted for a range of variants.



# LP printed circuit board terminal system

Technical data [查询"151386"供应商](#)

Material data	
Insulation	
Colour	
Flammability class	
Hot wire test acc IEC 695-2-1/91	
Characteristic system value	
Pitch	mm
	mm
	mm
	mm
	mm
	mm
Mounting hole	Ø mm
Insulation stripping length	mm
Clamping screw	M

Clampable conductors	
Max. clamping range	mm <sup>2</sup>
solid H05(07)V-U	mm <sup>2</sup>
flexible H05(07)V-K	mm <sup>2</sup>
with ferrules	
to DIN 46 228/1	mm <sup>2</sup>
with plastic collar to DIN 46228/4	mm <sup>2</sup>
AWG-conductor	
Gauge pin to EN 60947-1/7.92	Dimension

VDE rated data	
Rated cross-section	mm <sup>2</sup>
Rated current** for LP and LPP	A
Rated current** for LPN and LPH	A
Rated current** for LP3R	A
Rated voltage to VDE 0110 1.89	V
Rated impulse voltage	kV
Pollution severity	
Test torque/Rated torque	Nm

UL rated data	
Rated voltage, industriel	V
Rated current	A
Conductor sizes	

Tightening torque	
Screwdriver Type SD/SDI*****	

### Approvals

For the mounting of PCBs, it should be noted that the rated data given in the catalogue relates only to the connection elements. The necessary creepage and clearance paths must be observed in connection with the respective application in accordance to VDE 0110.

The current-carrying capacity of PCBs is to be determined according to DIN IEC 326, P.3.

PA 66
orange*
UL 94 V2
passed
5,08 (max. 24 poles in a row)
7,62 (max. 16 poles in a row)
5,00 (max. 24 poles in a row)
7,50 (max. 16 poles in a row)
10,16 (max. 12 poles in a row)
10,00 (max. 12 poles in a row)
1,3 <sup>+0,1</sup>
7
3

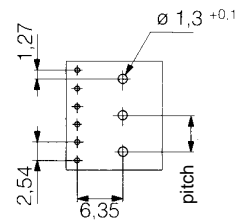
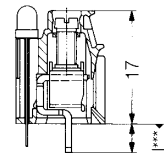
0,13...4
0,5...4
0,5...2,5
0,5...2,5
-
26...12
A3

Pitch	5,08/5,00	7,62/7,50	10,16/10,00	15,00
2,5	2,5	2,5	2,5	2,5
25	26	26	27	27
24	-	-	-	-
22	-	-	-	-
250	400	630	1000	1000
4	6	8	8	8
3	3	3	3	3
0,5	0,5	0,5	0,5	0,5
300	300	300	600	600
10	10	10	15	15
26...12	26...12	26...12	26...12	26...12

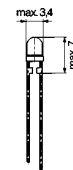
List on request

The clamp connection has been tested with a rated torque of 0.8 Nm and thus complies with the new DIN EN 60999.

Mounting options for LEDs for function indicator for LPP



Dimensions of LEDs\*\*\*\* for use in LPP, LPA FA and LPA FA BZ

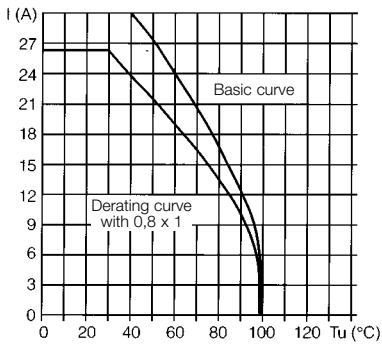


\* Other colours on request  
\*\* from derating curves at 20° C ambient temperature, rated cross-section and 6 poles per level

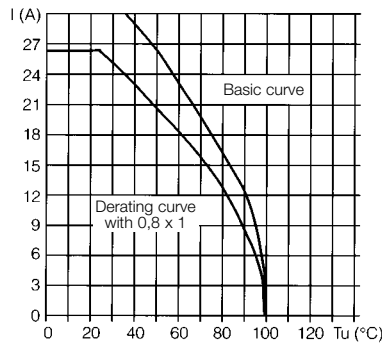
\*\*\* L = Solder pin length  
\*\*\*\* LEDs are not included in the Weidmüller delivery programme  
\*\*\*\*\* See section 9/tools for other versions

Derating curves system LP

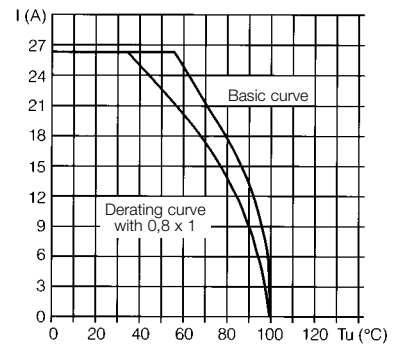
[查询"151386"供应商](#)



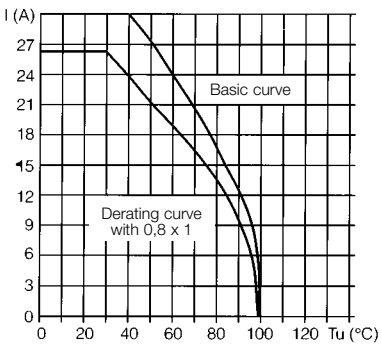
**DUT: LP 5.08/6/90 3,2**  
**Conductor: H07 V-K 2,5 mm<sup>2</sup>**



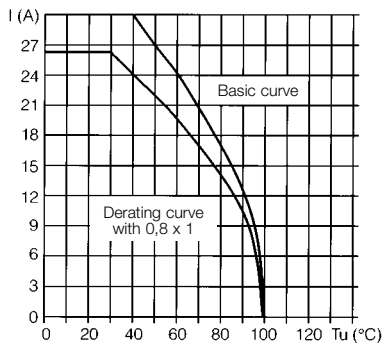
**DUT: LPP 5.08/6/90 3,2**  
**Conductor: H07 V-K 2,5 mm<sup>2</sup>**



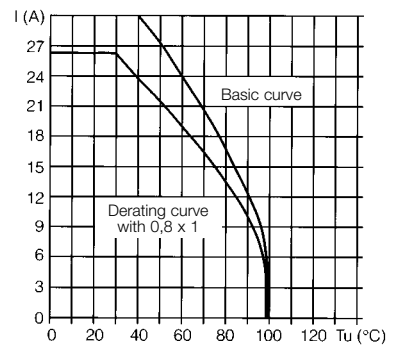
**DUT: LP 5.08/6/135 3,2**  
**Conductor: H07 V-K 2,5 mm<sup>2</sup>**



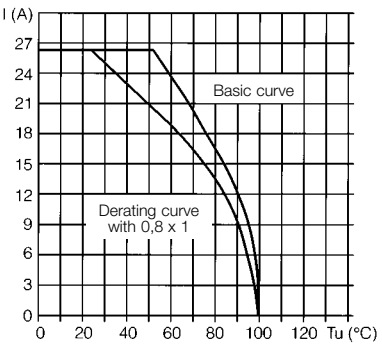
**DUT: LP 7.62/6/90 3,2**  
**Conductor: H07 V-K 2,5 mm<sup>2</sup>**



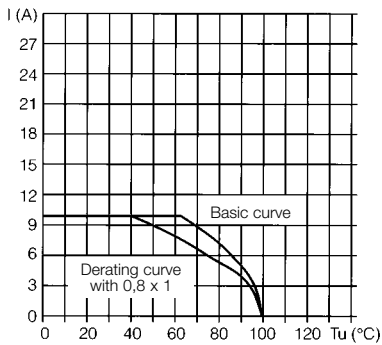
**DUT: LPP 7.62/6/90 3,2**  
**Conductor: H07 V-K 2,5 mm<sup>2</sup>**



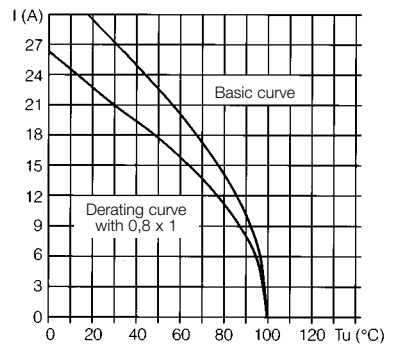
**DUT: LP 7.5/6/135 3,2**  
**Conductor: H07 V-K 2,5 mm<sup>2</sup>**



**DUT: LP2 N 5.08/12 3,2**  
**Conductor: H07 V-K 2,5 mm<sup>2</sup>**



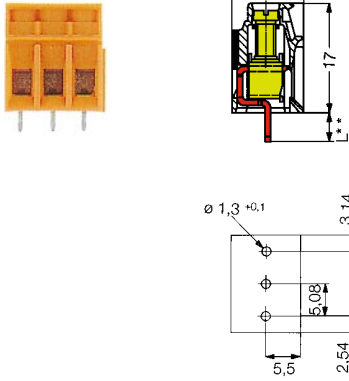
**DUT: LP3 R 5.08/18 3,2**  
**Conductor: H05 V-K 0,5 mm<sup>2</sup>**



**DUT: LP3 R 5.08/18 3,2**  
**Conductor: H07 V-K 2,5 mm<sup>2</sup>**

LP 5.08/2 ... 3/90

查询"151386"供应商



Pitch 5,08 mm

Solder pin length 3,2 mm

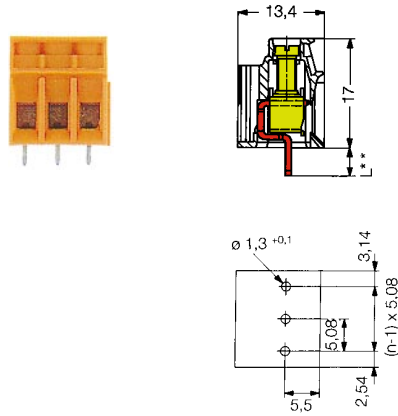
No. of poles*Type	Cat.No.	Qty.
2 LP 5.08/2/90 3.2 OR	<b>159282</b>	100
3 LP 5.08/3/90 3.2 OR	<b>159283</b>	100
4 LP 5.08/4/90 3.2 OR	<b>159436</b>	100
6 LP 5.08/6/90 3.2 OR	<b>160825</b>	50
8 LP 5.08/8/90 3.2 OR	<b>159437</b>	50
10 LP 5.08/10/90 3.2 OR	<b>159438</b>	50
12 LP 5.08/12/90 3.2 OR	<b>160827</b>	50
16 LP 5.08/16/90 3.2 OR	<b>159439</b>	50
24 LP 5.08/24/90 3.2 OR	<b>160829</b>	20

Solder pin length 4,5 mm

2 LP 5.08/2/90 4.5 OR	<b>159454</b>	100
3 LP 5.08/3/90 4.5 OR	<b>159455</b>	100
4 LP 5.08/4/90 4.5 OR	<b>159456</b>	100
6 LP 5.08/6/90 4.5 OR	<b>160826</b>	50
8 LP 5.08/8/90 4.5 OR	<b>159457</b>	50
10 LP 5.08/10/90 4.5 OR	<b>159458</b>	50
12 LP 5.08/12/90 4.5 OR	<b>160828</b>	50
15 LP 5.08/15/90 4.5 OR	<b>170591</b>	50
16 LP 5.08/16/90 4.5 OR	<b>159459</b>	50
24 LP 5.08/24/90 4.5 OR	<b>160830</b>	20

Two and three-pole terminal blocks can be joined together to form terminal stripes of up to 24 poles

LPP 5.08/2 ... 3/90



Pitch 5,08 mm

Solder pin length 3,2 mm

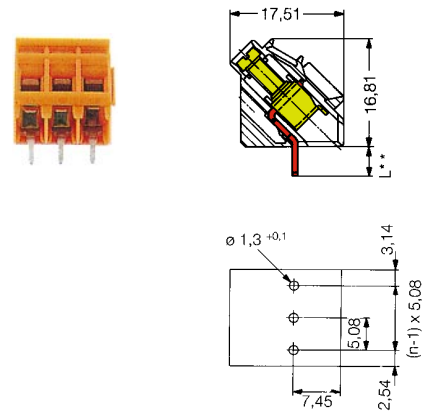
No. of poles*Type	Cat.No.	Qty.
2 LPP 5.08/2/90 3.2 OR	<b>159440</b>	100
3 LPP 5.08/3/90 3.2 OR	<b>159441</b>	100

Solder pin length 4,5 mm

2 LPP 5.08/2/90 4.5 OR	<b>159460</b>	100
3 LPP 5.08/3/90 4.5 OR	<b>159461</b>	100

Two and three-pole terminal blocks can be joined together to form terminal stripes of up to 24 poles

LP 5.08/2 ... 3/135



Pitch 5,08 mm

Solder pin length 3,2 mm

No. of poles*Type	Cat.No.	Qty.
2 LP 5.08/2/135 3.2 OR	<b>159573</b>	100
3 LP 5.08/3/135 3.2 OR	<b>159569</b>	100

Solder pin length 4,5 mm

2 LP 5.08/2/135 4.5 OR	<b>159574</b>	100
3 LP 5.08/3/135 4.5 OR	<b>159570</b>	100
4 LP 5.08/4/135 4.5 OR	<b>169588</b>	100

Two and three-pole terminal blocks can be joined together to form terminal stripes of up to 24 poles

Accessories

Marking material see page 5/70

QB cross-connection see page 5/70

LPA SI fuse element see page 5/69

LPA TR disconnect element see page 5/69

Function indicators see page 5/69

\* Other numbers of poles on request  
\*\* L = Solder pin length

Marking material see page 5/70

Test plug PS 2.0 see page 5/70

QB cross-connection see page 5/70

LPA SI fuse element see page 5/69

LPA TR disconnect element see page 5/69

Function indicators see page 5/69

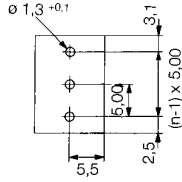
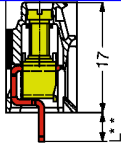
Marking material see page 5/70

Test plug PS 2.0 see page 5/70

QB cross-connection see page 5/70

LP 5.00/2 ... 3/90

查询"151386"供应商



Pitch 5,00 mm

Solder pin length 3,2 mm

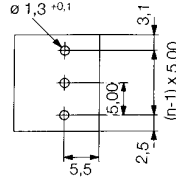
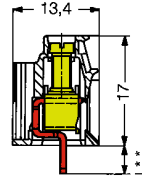
No. of poles*Type	Cat.No.	Qty.
2 LP 5.00/2/90 3.2 OR	<b>159432</b>	100
3 LP 5.00/3/90 3.2 OR	<b>159433</b>	100
4 LP 5.00/4/90 3.2 OR	<b>160831</b>	100
6 LP 5.00/6/90 3.2 OR	<b>160833</b>	50
8 LP 5.00/8/90 3.2 OR	<b>160835</b>	50
10 LP 5.00/10/90 3.2 OR	<b>160837</b>	50
12 LP 5.00/12/90 3.2 OR	<b>160839</b>	50
16 LP 5.00/16/90 3.2 OR	<b>160841</b>	50
24 LP 5.00/24/90 3.2 OR	<b>160843</b>	20

Solder pin length 4,5 mm

2 LP 5.00/2/90 4.5 OR	<b>159450</b>	100
3 LP 5.00/3/90 4.5 OR	<b>159451</b>	100
4 LP 5.00/4/90 4.5 OR	<b>160832</b>	100
6 LP 5.00/6/90 4.5 OR	<b>160834</b>	50
8 LP 5.00/8/90 4.5 OR	<b>160836</b>	50
10 LP 5.00/10/90 4.5 OR	<b>160838</b>	50
12 LP 5.00/12/90 4.5 OR	<b>160840</b>	50
16 LP 5.00/16/90 4.5 OR	<b>160842</b>	50
24 LP 5.00/24/90 4.5 OR	<b>160844</b>	20

Two and three-pole terminal blocks can be joined together to form terminal stripes of up to 24 poles

LPP 5.00/2 ... 3/90



Pitch 5,00 mm

Solder pin length 3,2 mm

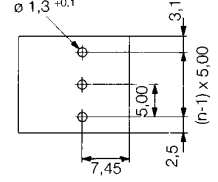
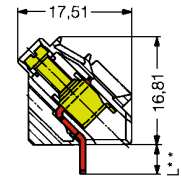

No. of poles*Type	Cat.No.	Qty.
2 LPP 5.00/2/90 3.2 OR	<b>159434</b>	100
3 LPP 5.00/3/90 3.2 OR	<b>159435</b>	100

Solder pin length 4,5 mm

2 LPP 5.00/2/90 4.5 OR	<b>159452</b>	100
3 LPP 5.00/3/90 4.5 OR	<b>159453</b>	100

Two and three-pole terminal blocks can be joined together to form terminal stripes of up to 24 poles

LP 5.00/2 ... 3/135



Pitch 5,00 mm

Solder pin length 3,2 mm

No. of poles*Type	Cat.No.	Qty.
2 LP 5.00/2/135 3.2 OR	<b>159575</b>	100
3 LP 5.00/3/135 3.2 OR	<b>159571</b>	100

Solder pin length 4,5 mm

2 LP 5.00/2/135 4.5 OR	<b>159576</b>	100
3 LP 5.00/3/135 4.5 OR	<b>159572</b>	100

Two and three-pole terminal blocks can be joined together to form terminal stripes of up to 24 poles

Accessories

Marking material see page 5/70

---

---

---

---

---

---

---

---

\* Other numbers of poles on request  
\*\* L = Solder pin length

Marking material see page 5/70

Test plug PS 2.0 see page 5/70

---

---

---

---

---

---

---

---

Marking material see page 5/70

Test plug PS 2.0 see page 5/70

---

---

---

---

---

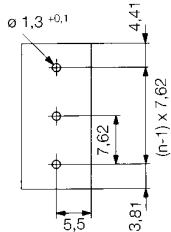
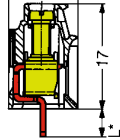

---

---

---

LP 7.62/2 ... 3/90

查询"151386"供应商



Pitch 7,62 mm

Solder pin length 3,2 mm

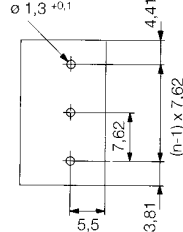
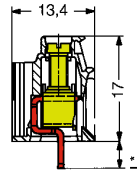
No. of poles**	Type	Cat.No.	Qty.
2	LP 7.62/2/90 3.2 OR	159446	100
3	LP 7.62/3/90 3.2 OR	159447	100
4	LP 7.62/4/90 3.2 OR	168975	50
5	LP 7.62/5/90 3.2 OR	168976	50

Solder pin length 4,5 mm

2	LP 7.62/2/90 4.5 OR	159466	100
3	LP 7.62/3/90 4.5 OR	159467	100
4	LP 7.62/4/90 4.5 OR	169586	50

Two and three-pole terminal blocks can be joined together to form terminal stripes of up to 16 poles

LPP 7.62/2 ... 3/90



Pitch 7,62 mm

Solder pin length 3,2 mm

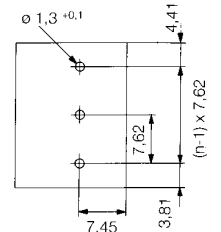
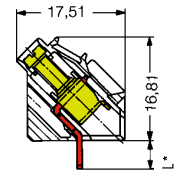

No. of poles**	Type	Cat.No.	Qty.
2	LPP 7.62/2/90 3.2 OR	159448	100
3	LPP 7.62/3/90 3.2 OR	159449	100

Solder pin length 4,5 mm

2	LPP 7.62/2/90 4.5 OR	159468	100
3	LPP 7.62/3/90 4.5 OR	159469	100

Two and three-pole terminal blocks can be joined together to form terminal stripes of up to 16 poles

LP 7.62/2 ... 3/135



Pitch 7,62 mm

Solder pin length 3,2 mm

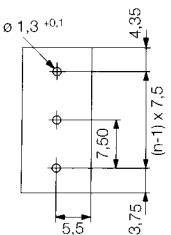
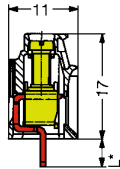

No. of poles**	Type	Cat.No.	Qty.
2	LP 7.62/2/135 3.2 OR	159579	100
3	LP 7.62/3/135 3.2 OR	159583	100

Solder pin length 4,5 mm

2	LP 7.62/2/135 4.5 OR	159580	100
3	LP 7.62/3/135 4.5 OR	159584	100
4	LP 7.62/4/135 4.5 OR	169589	50

Two and three-pole terminal blocks can be joined together to form terminal stripes of up to 16 poles

LP 7.50/2...3/90



Pitch 7,50 mm

Solder pin length 3,2 mm

No. of poles**	Type	Cat.No.	Qty.
2	LP 7.50/2/90 3.2 OR	159442	100
3	LP 7.50/3/90 3.2 OR	159443	100

Solder pin length 4,5 mm

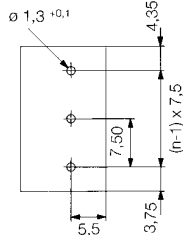
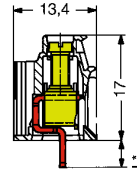
2	LP 7.50/2/90 4.5 OR	159462	100
3	LP 7.50/3/90 4.5 OR	159463	100
4	LP 7.50/4/90 4.5 OR	169587	50

Two and three-pole terminal blocks can be joined together to form terminal stripes of up to 16 poles

Accessories

Marking material see page 5/70

LPP 7.50/2...3/90



Pitch 7,50 mm

Solder pin length 3,2 mm

No. of poles**	Type	Cat.No.	Qty.
2	LPP 7.50/2/90 3.2 OR	159444	100
3	LPP 7.50/3/90 3.2 OR	159445	100

Solder pin length 4,5 mm

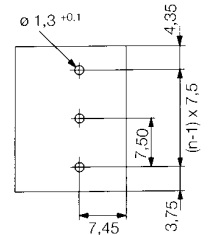
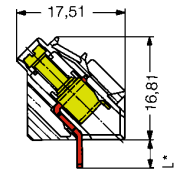

2	LPP 7.50/2/90 4.5 OR	159464	100
3	LPP 7.50/3/90 4.5 OR	159465	100

Two and three-pole terminal blocks can be joined together to form terminal stripes of up to 16 poles

Marking material see page 5/70

Test plug PS 2.0 see page 5/70

LP 7.50/2...3/135



Pitch 7,50 mm

Solder pin length 3,2 mm

No. of poles**	Type	Cat.No.	Qty.
2	LP 7.50/2/135 3.2 OR	159577	100
3	LP 7.50/3/135 3.2 OR	159581	100

Solder pin length 4,5 mm

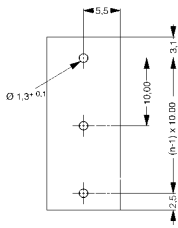
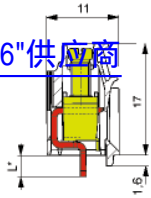

2	LP 7.50/2/135 4.5 OR	159578	100
3	LP 7.50/3/135 4.5 OR	159582	100

Two and three-pole terminal blocks can be joined together to form terminal stripes of up to 16 poles

Marking material see page 5/70

Test plug PS 2.0 see page 5/70

LP 10.00/2 ... 4/90



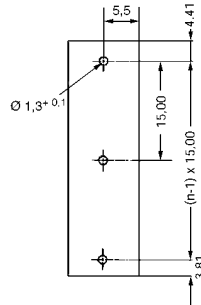
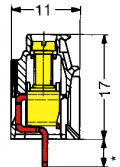
查询"151386"供应商

Pitch 10,00 mm

Solder pin length 3,2 mm

No. of poles	Type	Cat.No.	Qty.
2	LP 10.00/2/90 3.2 OR	<b>169365</b>	50
3	LP 10.00/3/90 3.2 OR	<b>169366</b>	50
4	LP 10.00/4/90 3.2 OR	<b>169270</b>	50

LP 15.00/2 ... 4



Pitch 15,00 mm




Solder pin length 4,5 mm

No. of poles	Type	Cat.No.	Qty.
2	LP15.00/2/90 4.5 SW	<b>169755</b>	100
3	LP15.00/3/90 4.5 SW	<b>169756</b>	50
4	LP15.00/4/90 4.5 SW	<b>169757</b>	50

Solder pin length 3,2 mm on request

Pitch 15,24 mm on request

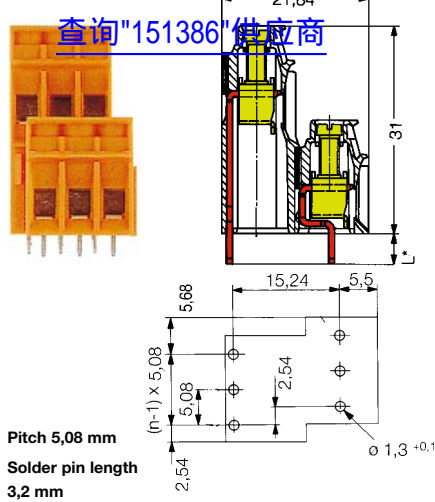
Other numbers of poles on request



\* L = Solder pin length



**LP2N 5.08/4 ... 30**



Pitch 5,08 mm  
Solder pin length 3,2 mm

No. of poles	Type	Cat.No.	Qty.
4	LP2N 5.08/4 3.2 OR	163514	50
6	LP2N 5.08/6 3.2 OR	162554	50
8	LP2N 5.08/8 3.2 OR	159646	50
10	LP2N 5.08/10 3.2 OR	159651	50
16	LP2N 5.08/16 3.2 OR	159653	20
20	LP2N 5.08/20 3.2 OR	159657	20
24	LP2N 5.08/24 3.2 OR	159661	10
30	LP2N 5.08/30 3.2 OR	159665	10

**Solder pin length 4,5 mm**

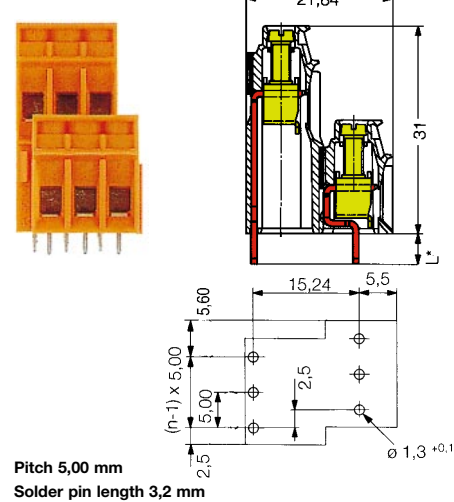
4	LP2N 5.08/4 4.5 OR	163515	50
6	LP2N 5.08/6 4.5 OR	162555	50
8	LP2N 5.08/8 4.5 OR	159647	50
10	LP2N 5.08/10 4.5 OR	159650	50
12	LP2N 5.08/12 4.5 OR	163256	20
14	LP2N 5.08/14 4.5 OR	163257	20
16	LP2N 5.08/16 4.5 OR	159652	20
18	LP2N 5.08/18 4.5 OR	163258	20
20	LP2N 5.08/20 4.5 OR	159656	20
22	LP2N 5.08/22 4.5 OR	163259	20
24	LP2N 5.08/24 4.5 OR	159660	10
26	LP2N 5.08/26 4.5 OR	163260	10
28	LP2N 5.08/28 4.5 OR	163261	10
30	LP2N 5.08/30 4.5 OR	159664	10
32	LP2N 5.08/32 4.5 OR	163262	10
34	LP2N 5.08/34 4.5 OR	163263	10
36	LP2N 5.08/36 4.5 OR	163264	10
38	LP2N 5.08/38 4.5 OR	163265	10
40	LP2N 5.08/40 4.5 OR	163266	10
42	LP2N 5.08/42 4.5 OR	163267	10
44	LP2N 5.08/44 4.5 OR	163268	10
46	LP2N 5.08/46 4.5 OR	163269	10
48	LP2N 5.08/48 4.5 OR	163270	10

Other numbers of poles on request

**Accessories**

Marking material see page 5/70

**LP2N 5.00/4 ... 30**



Pitch 5,00 mm  
Solder pin length 3,2 mm

No. of poles	Type	Cat.No.	Qty.
4	LP2N 5.00/4 3.2 OR	163516	50
6	LP2N 5.00/6 3.2 OR	162556	50
8	LP2N 5.00/8 3.2 OR	159645	50
10	LP2N 5.00/10 3.2 OR	159649	50
16	LP2N 5.00/16 3.2 OR	159655	20
20	LP2N 5.00/20 3.2 OR	159659	20
24	LP2N 5.00/24 3.2 OR	159663	10
30	LP2N 5.00/30 3.2 OR	159667	10

**Solder pin length 4,5 mm**

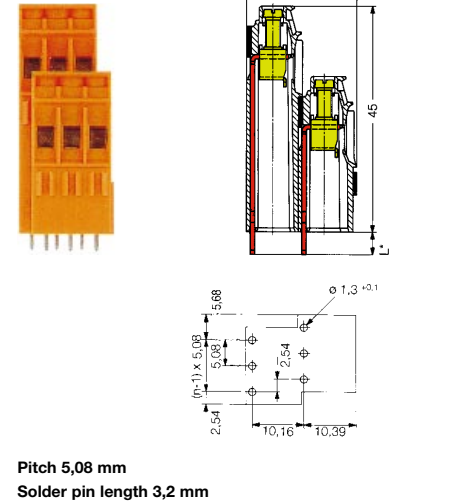
4	LP2N 5.00/4 4.5 OR	163517	50
6	LP2N 5.00/6 4.5 OR	162557	50
8	LP2N 5.00/8 4.5 OR	159644	50
10	LP2N 5.00/10 4.5 OR	159648	50
12	LP2N 5.00/12 4.5 OR	163271	20
14	LP2N 5.00/14 4.5 OR	163272	20
16	LP2N 5.00/16 4.5 OR	159654	20
18	LP2N 5.00/18 4.5 OR	163273	20
20	LP2N 5.00/20 4.5 OR	159658	20
22	LP2N 5.00/22 4.5 OR	163274	20
24	LP2N 5.00/24 4.5 OR	159662	10
26	LP2N 5.00/26 4.5 OR	163275	10
28	LP2N 5.00/28 4.5 OR	163276	10
30	LP2N 5.00/30 4.5 OR	159666	10
32	LP2N 5.00/32 4.5 OR	163277	10
34	LP2N 5.00/34 4.5 OR	163278	10
36	LP2N 5.00/36 4.5 OR	163279	10
38	LP2N 5.00/38 4.5 OR	163280	10
40	LP2N 5.00/40 4.5 OR	163281	10
42	LP2N 5.00/42 4.5 OR	163282	10
44	LP2N 5.00/44 4.5 OR	163283	10
46	LP2N 5.00/46 4.5 OR	163284	10
48	LP2N 5.00/48 4.5 OR	163285	10

Other numbers of poles on request

**Accessories**

Marking material see page 5/70

**LP2H 5.08/6 ... 30**



Pitch 5,08 mm  
Solder pin length 3,2 mm

No. of poles	Type	Cat.No.	Qty.
6	LP2H 5.08/6 3.2 OR	162558	50
8	LP2H 5.08/8 3.2 OR	159668	50
10	LP2H 5.08/10 3.2 OR	159670	50
16	LP2H 5.08/16 3.2 OR	159672	20
20	LP2H 5.08/20 3.2 OR	159674	20
24	LP2H 5.08/24 3.2 OR	159676	10
30	LP2H 5.08/30 3.2 OR	159678	10

**Solder pin length 4,5 mm**

4	LP2H 5.08/4 4.5 OR	166863	50
6	LP2H 5.08/6 4.5 OR	162559	50
8	LP2H 5.08/8 4.5 OR	159669	50
10	LP2H 5.08/10 4.5 OR	159671	50
12	LP2H 5.08/12 4.5 OR	163286	20
14	LP2H 5.08/14 4.5 OR	163287	20
16	LP2H 5.08/16 4.5 OR	159673	20
18	LP2H 5.08/18 4.5 OR	163288	20
20	LP2H 5.08/20 4.5 OR	159675	20
22	LP2H 5.08/22 4.5 OR	163289	20
24	LP2H 5.08/24 4.5 OR	159677	10
26	LP2H 5.08/26 4.5 OR	163290	10
28	LP2H 5.08/28 4.5 OR	163291	10
30	LP2H 5.08/30 4.5 OR	159679	10
32	LP2H 5.08/32 4.5 OR	163292	10
34	LP2H 5.08/34 4.5 OR	163293	10
36	LP2H 5.08/36 4.5 OR	163294	10
38	LP2H 5.08/38 4.5 OR	163295	10
40	LP2H 5.08/40 4.5 OR	163296	10
42	LP2H 5.08/42 4.5 OR	163297	10
44	LP2H 5.08/44 4.5 OR	163298	10
46	LP2H 5.08/46 4.5 OR	163299	10
48	LP2H 5.08/48 4.5 OR	163300	10

Other numbers of poles on request

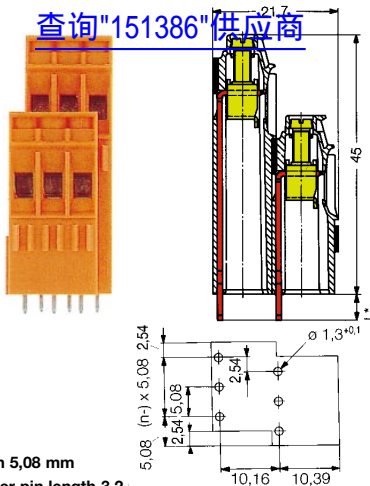
**Accessories**

Marking material see page 5/70

\* L=Solder pin length

LP2HR 5.08/4 ... 30

查询"151386"供应商



Pitch 5,08 mm

Solder pin length 3,2

No. of poles	Type	Cat.No.	Qty.
4	LP2HR 5.08/4 3.2 OR	163621	50
6	LP2HR 5.08/6 3.2 OR	163622	50
8	LP2HR 5.08/8 3.2 OR	163623	50
10	LP2HR 5.08/10 3.2 OR	163624	50
16	LP2HR 5.08/16 3.2 OR	163625	20
20	LP2HR 5.08/20 3.2 OR	163626	20
24	LP2HR 5.08/24 3.2 OR	163627	10
30	LP2HR 5.08/30 3.2 OR	163628	10

Solder pin length 4,5 mm

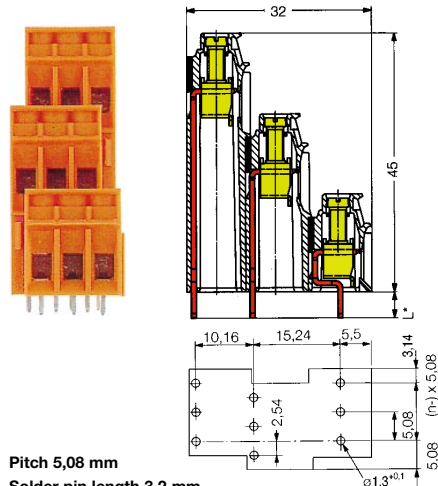
4	LP2HR 5.08/4 4.5 OR	163629	50
6	LP2HR 5.08/6 4.5 OR	163630	50
8	LP2HR 5.08/8 4.5 OR	163631	50
10	LP2HR 5.08/10 4.5 OR	163632	50
12	LP2HR 5.08/12 4.5 OR	166864	20
14	LP2HR 5.08/14 4.5 OR	166865	20
16	LP2HR 5.08/16 4.5 OR	163633	20
18	LP2HR 5.08/18 4.5 OR	166866	20
20	LP2HR 5.08/20 4.5 OR	163634	20
22	LP2HR 5.08/22 4.5 OR	166867	20
24	LP2HR 5.08/24 4.5 OR	163635	10
26	LP2HR 5.08/26 4.5 OR	166868	10
28	LP2HR 5.08/28 4.5 OR	166869	10
30	LP2HR 5.08/30 4.5 OR	163636	10
32	LP2HR 5.08/32 4.5 OR	166870	10
34	LP2HR 5.08/32 4.5 OR	166871	10
36	LP2HR 5.08/32 4.5 OR	166872	10
38	LP2HR 5.08/32 4.5 OR	166873	10
40	LP2HR 5.08/32 4.5 OR	166874	10
42	LP2HR 5.08/32 4.5 OR	166875	10
44	LP2HR 5.08/32 4.5 OR	166876	10
46	LP2HR 5.08/32 4.5 OR	166877	10
48	LP2HR 5.08/32 4.5 OR	166878	10

Other numbers of poles on request

Accessories

Marking material see page 5/70

LP3R 5.08/6 ... 30



Pitch 5,08 mm

Solder pin length 3,2 mm

No. of poles	Type	Cat.No.	Qty.
6	LP3R 5.08/6 3.2 OR	165393	50
9	LP3R 5.08/9 3.2 OR	159632	50
12	LP3R 5.08/12 3.2 OR	159634	50
15	LP3R 5.08/15 3.2 OR	159636	25
18	LP3R 5.08/18 3.2 OR	159638	25
24	LP3R 5.08/24 3.2 OR	159640	20
30	LP3R 5.08/30 3.2 OR	159642	10

Solder pin length 4,5 mm

6	LP3R 5.08/6 4.5 OR	165394	50
9	LP3R 5.08/9 4.5 OR	159633	50
12	LP3R 5.08/12 4.5 OR	159635	50
15	LP3R 5.08/15 4.5 OR	159637	25
18	LP3R 5.08/18 4.5 OR	159639	25
21	LP3R 5.08/21 4.5 OR	163301	20
24	LP3R 5.08/24 4.5 OR	159641	20
27	LP3R 5.08/27 4.5 OR	163302	20
30	LP3R 5.08/30 4.5 OR	159643	10
33	LP3R 5.08/33 4.5 OR	163303	10
36	LP3R 5.08/36 4.5 OR	163304	10
39	LP3R 5.08/39 4.5 OR	163305	10
42	LP3R 5.08/42 4.5 OR	163306	10
45	LP3R 5.08/45 4.5 OR	163307	10
48	LP3R 5.08/48 4.5 OR	163308	10
51	LP3R 5.08/51 4.5 OR	163309	10
54	LP3R 5.08/54 4.5 OR	163310	5
57	LP3R 5.08/57 4.5 OR	163311	5
60	LP3R 5.08/60 4.5 OR	163312	5
63	LP3R 5.08/63 4.5 OR	163313	5
66	LP3R 5.08/66 4.5 OR	163314	5
69	LP3R 5.08/69 4.5 OR	163315	5
72	LP3R 5.08/72 4.5 OR	163316	5

Other numbers of poles on request

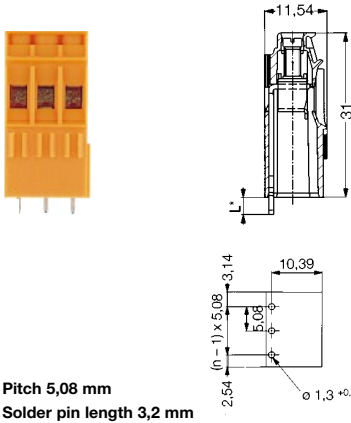
Accessories

Marking material see page 5/70

\* L = Solder pin length

LP1N 5.08/2 ... 3/90

[查询"151386"供应商](#)



Pitch 5,08 mm  
Solder pin length 3,2 mm

No. of poles	Type	Cat.No.	Qty.
2	LP1N 5.08/2 3.2 OR	<b>164083</b>	100
3	LP1N 5.08/3 3.2 OR	<b>164084</b>	100

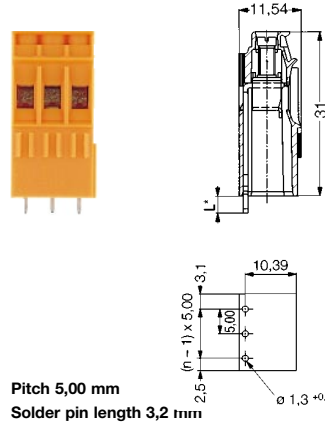
Solder pin length 4,5 mm

2	LP1N 5.08/2 4.5 OR	<b>164085</b>	100
3	LP1N 5.08/3 4.5 OR	<b>164086</b>	100

Two an three pole terminal blocks can be joined together to form terminal strips of up to 12 poles  
Other numbers of poles on request

**Attention!**  
The customer is responsible for ensuring support for LP1N on the PCB

LP1N 5.00/2 ... 3/90



Pitch 5,00 mm  
Solder pin length 3,2 mm

No. of poles	Type	Cat.No.	Qty.
2	LP1N 5.00/2 3.2 OR	<b>164087</b>	100
3	LP1N 5.00/3 3.2 OR	<b>164088</b>	100

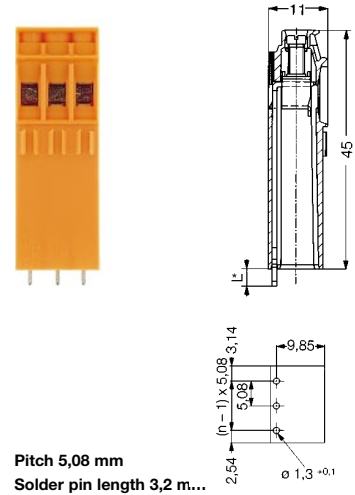
Solder pin length 4,5 mm

2	LP1N 5.00/2 4.5 OR	<b>164089</b>	100
3	LP1N 5.00/3 4.5 OR	<b>164090</b>	100

Two an three pole terminal blocks can be joined together to form terminal strips of up to 12 poles  
Other numbers of poles on request

**Attention!**  
The customer is responsible for ensuring support for LP1N on the PCB

LP1H 5.08/2...3/90



Pitch 5,08 mm  
Solder pin length 3,2 m...

No. of poles	Type	Cat.No.	Qty.
2	LP1H 5.08/2 3.2 OR	<b>164091</b>	100
3	LP1H 5.08/3 3.2 OR	<b>164092</b>	50

Solder pin length 4,5 mm

2	LP1H 5.08/2 4.5 OR	<b>164093</b>	100
3	LP1H 5.08/3 4.5 OR	<b>164094</b>	50

Two an three pole terminal blocks can not be joined

**Attention!**  
The customer is responsible for ensuring support for LP1N on the PCB

Accessories
Marking material see page 5/70

Accessories
Marking material see page 5/70

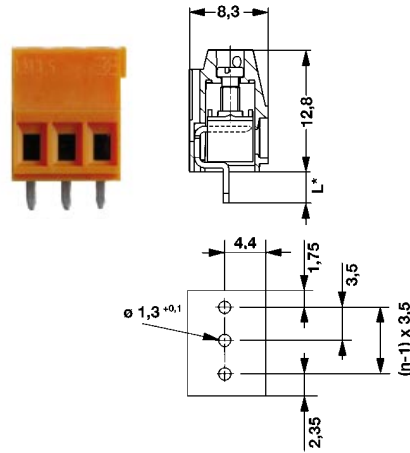
Accessories
Marking material see page 5/70

\* L = Solder pin length

**P.C.B. Terminal**

**LM 3.5** [查询"151386"供应商](#)

**LM 3.5/2...3/90**



**Technical data**


**Material data**

Insulation	PA 66
Colour	orange**
Flammability class	UL 94 V2

**Characteristic system value**

Pitch	mm	3.5
Mounting hole	Ø mm	1,3 +0,1
Insulation stripping length	mm	5.0
Clamping screw	M	2

**Clampable conductors**

Max. clamping range	mm <sup>2</sup>	0,08...1,5
solid H05(07) V-U	mm <sup>2</sup>	0,5...1,5
flexible H05(07) V-K	mm <sup>2</sup>	0,5...1,5
with ferrules		
to DIN 46 228/1	mm <sup>2</sup>	-
with plastic collar to DIN 46228/4	mm <sup>2</sup>	-
AWG-conductor		28...16

**VDE rated data**

Rated cross-section	mm <sup>2</sup>	1,5
Rated current (Tu=20°C) ***	A	12
Rated voltage to VDE 0110 1.89	V	125
Rated impulse voltage	kV	2,5
Pollution severity		3
Test voltage	kV~	1,5
Test torque/Rated torque	Nm	0,4

**UL rated data**

Rated voltage, industrial	V	300
Rated current	A	10
Conductor sizes		28...14

**Tightening torque**

Screwdriver Type SDI		
----------------------	--	--

**Approvals**

For the mounting of PCBs, it should be noted that the ratings in this catalogue relate only to connectors.  
 The necessary PCB creepage and clearance paths must be determined in accordance with VDE 0110 b.  
 The current capacity of the PCBs is to be observed according to DIN IEC 326 part 3.

**Accessories**

Screwdriver	
Marking strip KSW	

Also available: Blank marking strips to be written on with marking pen type ST1. Special print on request, provided a minimum of 100 cards = 1.000 strips.

No. of poles	Type	Cat.No.	Qty.
<b>Solder pin length 3,2 mm</b>			
2	LM3.5/2/90 3.2 OR	<b>166775</b>	100
3	LM3.5/3/90 3.2 OR	<b>166777</b>	100

Other numbers of poles on request			
<b>Solder pin length 4,5 mm</b>			
2	LM3.5/2/90 4.5 OR	<b>166776</b>	100
3	LM3.5/3/90 4.5 OR	<b>166778</b>	100

Other numbers of poles on request			
PA 66			
orange**			
UL 94 V2			

3.5			
1,3 +0,1			
5.0			
2			
0,08...1,5			
0,5...1,5			
0,5...1,5			
-			
-			
28...16			

1,5			
12			
125			
2,5			
3			
1,5			
0,4			

300			
10			
28...14			

applied for  
 The LM 3.5/90 two and three-pole terminal blocks can be joined together to form terminal stripes of up to 24 poles

Type	Cat.No.	Qty.
SDI 0,4 x 75	902414	1
KSW4 8/3.5 1-8	163019 0001	100
KSW4 16/3.5 1-16	163015 0001	100
KSW4 24/3.5 W 1-24	164041 0001	100
KSW2.5 16/3.5 1-16	165226 0001	100
KSW2.5 24/3.5 1-24	165225 0001	100
KSW2.5 24/3.5 W 25-48	165225 0025	100

\* Solder pin length  
 \*\* other colours on request  
 \*\*\* in relation to number of poles , ambient temperature and conductor section (as from derating curve)

## GSE 5 printed circuit board terminals

[查询"151386"供应商](#)


- Screw connection max. 2.5 mm<sup>2</sup>

The GSE 5 printed circuit board terminal system is an extensive range of terminals with:

- Weidmüller clamping yoke system
- Conical wire entry with error-free connection
- Pitch 5,08 mm  
Pitch 5,00 mm  
Pitch 7,62 mm  
Pitch 7,50 mm

The versatile design of these terminals also enables special customer requirements to be met. For example, mixed pitch or colour-coded printed circuit board terminal poles.

A **TR** and **RE** connector for fibre optic cable connection complements the system. Further information can be provided on request.



\*\* Do not use for new development

# GSE 5 printed circuit board terminals

Technical data [查询"151386"供应商](#)

Material data	
Insulation	PA 66
Colour	orange*
Flammability class	UL 94 V2
Characteristic system value	
Pitch GSE 5	mm
	5,08 (s. mounting note)
	7,62 with AP (max. 12 poles in a row)
	mm
	5,0 (s. mounting note)
	mm
	7,5 with AP (max. 12 poles in a row) on request
Pitch GSE 5 TR	mm
	5,08 (max. 10 poles in a row)
	7,62 with AP (max. 5 poles in a row)
Pitch GSED 5	mm
	5,08; 5,00 (nicht weiter in a row)
Mounting hole	Ø mm
	1,3 +0,1
Insulation stripping length	mm
	7
Clamping screw	M
	2,5
Clampable conductors	
Max. clamping range	mm <sup>2</sup>
	0,13...4
solid H05(07)V-U	mm <sup>2</sup>
	0,5...4
flexible H05(07)V-K	mm <sup>2</sup>
	0,5...2,5
with ferrules	
to DIN 46 228/1	mm <sup>2</sup>
	0,5...2,5
with plastic collar to DIN 46228/4	mm <sup>2</sup>
	0,5...2,5
AWG-conductor	
	26...14
Gauge pin to EN 60947-1/7.92	Dimension
	A3

VDE rated data		Pitch 5,08/5,00	Pitch 7,62/7,50
Rated cross-section	mm <sup>2</sup>	2,5	2,5
Rated current GSE 5 (Tu = 20 °C)	A	16	16
Rated current GSE 5 TR (Tu = 20 °C)	A	10	10
Rated current GSED 5 (Tu = 20 °C)	A	13	13
Rated voltage to VDE 0110 1.89	V	250	400
Rated impulse voltage	kV	4	6
Pollution severity		3	3
Test voltage	kV~	2,0	
Test torque/Rated torque	Nm	0,4	0,4

UL rated data	
Rated voltage, industrial/kommerziell	V
	300/250
Rated current	A
	10
Conductor sizes	
	22...12

Tightening torque	
Screwdriver Type SD/SDI**	

Approvals	
	List on request

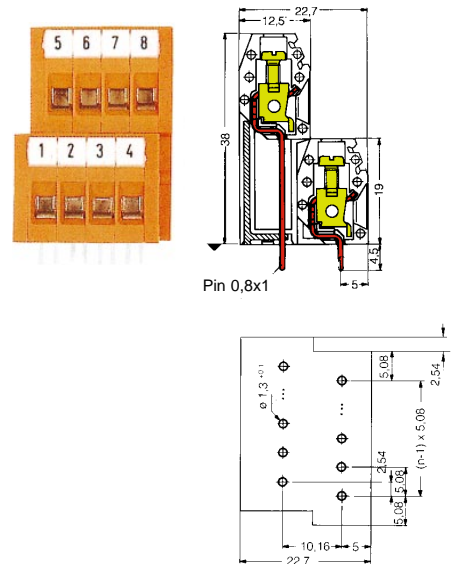
For the mounting of PBCs, it should be noted that the rated data given in the catalogue relate only to the connection elements. The necessary creepage and clearance paths must be observed in connection with the respective application in accordance with VDE 0110. The current-carrying capacity of PBCs is to be determined according to DIN IEC 326.P.3.

The GSE 5 strips are delivered with an AP at the far right or left

### Mounting note:

To cover the tolerances between connecting elements and printed circuit boards, we recommend the fitting of max. 35 poles. A half-pitch spacing should then be allowed.

## GSED 5/8 ... 24\*\*\*

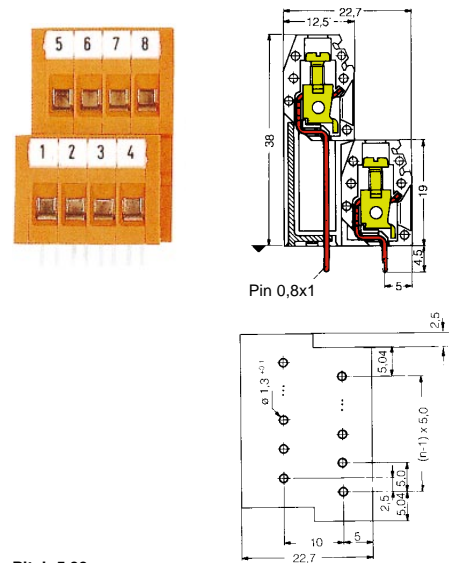


### Pitch 5,08 mm

No. of poles	Type	Cat.No.	Qty.
8	GSED 5/8R 5.08 OR**	<b>063236</b>	25
12	GSED 5/12R 5.08 OR**	<b>012766</b>	20
16	GSED 5/16R 5.08 OR**	<b>063606</b>	10
20	GSED 5/20R 5.08 OR**	<b>024686</b>	10
24	GSED 5/24R 5.08 OR**	<b>063616</b>	10

Single poles joined/Other numbers of poles on request

## GSED 5/4 ... 24\*\*\*



### Pitch 5,00 mm

No. of poles	Type	Cat.No.	Qty.
4	GSED 5/4R 5.0 OR**	<b>130716</b>	50
10	GSED 5/10R 5.0 OR**	<b>130746</b>	25
20	GSED 5/20R 5.0 OR**	<b>130796</b>	10
22	GSED 5/22R 5.0 OR**	<b>130806</b>	10
24	GSED 5/24R 5.0 OR**	<b>130816</b>	10

Single poles joined/Other numbers of poles on request

### Accessories

Cross-connections QB see page 5/70

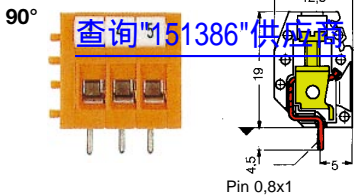
Marking material see page 5/70

\*\*\* Do not use for new development

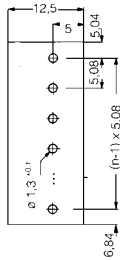
\* Other colours on request

\*\* See section 9/tools for delivery types


**GSE 5/2 ... 24\*\***



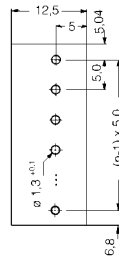
Pin 0,8x1




**GSE 5/2 ... 24\*\***



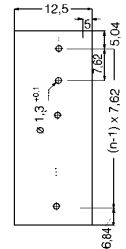
Pin 0,8x1



**GSE 5/2 ... 12\*\***



Pin 0,8x1



**Pitch 5,08 mm**

No. of poles	Type	Cat.No.	Qty.
2	GSE 5/2/90 5.08 OR**	053946	100
3	GSE 5/3/90 5.08 OR**	053956	100
4	GSE 5/4/90 5.08 OR**	053966	100
5	GSE 5/5/90 5.08 OR**	053976	50
6	GSE 5/6/90 5.08 OR**	053986	50
7	GSE 5/7/90 5.08 OR**	053996	50
8	GSE 5/8/90 5.08 OR**	054006	50
9	GSE 5/9/90 5.08 OR**	054016	25
10	GSE 5/10/90 5.08 OR**	054026	25
11	GSE 5/11/90 5.08 OR**	058006	25
12	GSE 5/12/90 5.08 OR**	058016	20
13	GSE 5/13/90 5.08 OR**	058026	20
14	GSE 5/14/90 5.08 OR**	054066	20
15	GSE 5/15/90 5.08 OR**	054076	20
16	GSE 5/16/90 5.08 OR**	054086	20
17	GSE 5/17/90 5.08 OR**	054096	20
18	GSE 5/18/90 5.08 OR**	054106	20
19	GSE 5/19/90 5.08 OR**	058086	20
20	GSE 5/20/90 5.08 OR**	054176	20
21	GSE 5/21/90 5.08 OR**	054186	20
22	GSE 5/22/90 5.08 OR**	054196	20
23	GSE 5/23/90 5.08 OR**	054156	20
24	GSE 5/24/90 5.08 OR**	054166	20

Single poles joined/Other numbers of poles on request

**Pitch 5,00 mm**

No. of poles	Type	Cat.No.	Qty.
2	GSE 5/2/90 5.0 OR**	129626	100
3	GSE 5/3/90 5.0 OR**	129636	100
4	GSE 5/4/90 5.0 OR**	129646	100
5	GSE 5/5/90 5.0 OR**	129656	50
6	GSE 5/6/90 5.0 OR**	129666	50
7	GSE 5/7/90 5.0 OR**	129676	50
8	GSE 5/8/90 5.0 OR**	129686	50
9	GSE 5/9/90 5.0 OR**	129696	25
10	GSE 5/10/90 5.0 OR**	129706	25
11	GSE 5/11/90 5.0 OR**	129716	25
12	GSE 5/12/90 5.0 OR**	129726	20
13	GSE 5/13/90 5.0 OR**	129736	20
14	GSE 5/14/90 5.0 OR**	129746	20
15	GSE 5/15/90 5.0 OR**	129756	20
16	GSE 5/16/90 5.0 OR**	129766	20
17	GSE 5/17/90 5.0 OR**	129776	20
18	GSE 5/18/90 5.0 OR**	129786	20
19	GSE 5/19/90 5.0 OR**	129796	20
20	GSE 5/20/90 5.0 OR**	129806	20
21	GSE 5/21/90 5.0 OR**	129816	20
22	GSE 5/22/90 5.0 OR**	129826	20
23	GSE 5/23/90 5.0 OR**	129836	20
24	GSE 5/24/90 5.0 OR**	130296	20

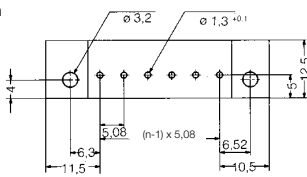
Single poles joined/Other numbers of poles on request

**Pitch 7,62 mm**

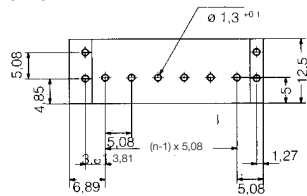
No. of poles	Type	Cat.No.	Qty.
2	GSE 5/2/90 7.62 OR**	058326	100
3	GSE 5/3/90 7.62 OR**	058336	50
4	GSE 5/4/90 7.62 OR**	058346	50
5	GSE 5/5/90 7.62 OR**	058356	50
6	GSE 5/6/90 7.62 OR**	058366	25
7	GSE 5/7/90 7.62 OR**	058376	25
8	GSE 5/8/90 7.62 OR**	058386	20
9	GSE 5/9/90 7.62 OR**	058396	20
10	GSE 5/10/90 7.62 OR**	058406	20
11	GSE 5/11/90 7.62 OR**	058416	20
12	GSE 5/12/90 7.62 OR**	058426	20

Single poles joined/Other numbers of poles on request

Mounting dimension mounting bracket with GSE 5/90° on 5.08 pitch



Mounting dimension for end plate with locating rings with GSE 5/90° on 5.08 pitch



**Accessories**

- QB cross-connection see page 5/62
- GSE 5 AP end plates see page 5/62
- GSE 5 BB mounting bracket see page 5/62
- Marking material see page 5/62

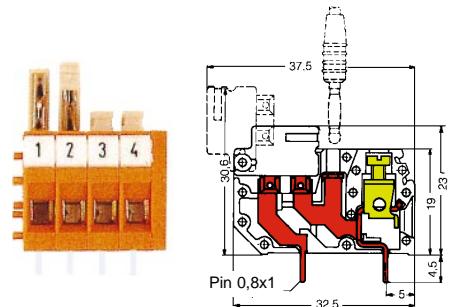
\*\* Do not use for new development

**Accessories**

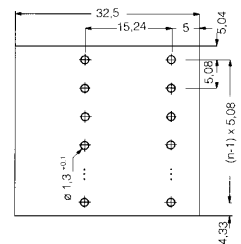
- QB cross-connection see page 5/62
- GSE 5 AP end plates see page 5/62
- GSE 5 BB mounting bracket see page 5/62
- Marking material see page 5/62

\*\* Do not use for new development

**GSE 5 TR\*\***



Pin 0,8x1



**Pitch 5,08 mm**

No. of poles	Type	Cat.No.	Qty.
1	GSE 5/1 TR OR**	026006	100

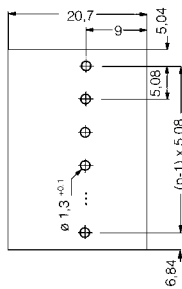
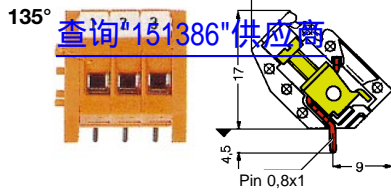
Single poles joined/Other numbers of poles on request

**Accessories**

- QB cross-connection see page 5/62
- GSE 5 AP end plates see page 5/62
- GSE 5 BB mounting bracket see page 5/62
- Test plug PS see page 5/62
- Marking material see page 5/62

\*\* Do not use for new development

**GSE 5/2 ... 24\*\***

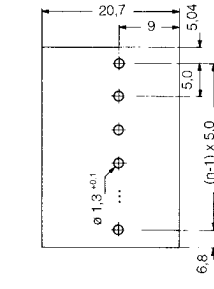
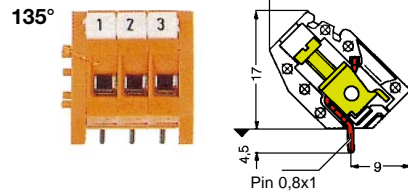


**Pitch 5,08 mm**

No. of poles	Type	Cat.No.	Qty.
2	GSE 5/2/135 5.08 OR**	<b>054036</b>	100
3	GSE 5/3/135 5.08 OR**	<b>054046</b>	100
4	GSE 5/4/135 5.08 OR**	<b>054056</b>	100
5	GSE 5/5/135 5.08 OR**	<b>058036</b>	50
6	GSE 5/6/135 5.08 OR**	<b>058046</b>	50
7	GSE 5/7/135 5.08 OR**	<b>058056</b>	50
8	GSE 5/8/135 5.08 OR**	<b>058066</b>	50
9	GSE 5/9/135 5.08 OR**	<b>058076</b>	25
10	GSE 5/10/135 5.08 OR**	<b>054116</b>	25
11	GSE 5/11/135 5.08 OR**	<b>058096</b>	25
12	GSE 5/12/135 5.08 OR**	<b>058106</b>	20
13	GSE 5/13/135 5.08 OR**	<b>058116</b>	20
14	GSE 5/14/135 5.08 OR**	<b>058126</b>	20
15	GSE 5/15/135 5.08 OR**	<b>058136</b>	20
16	GSE 5/16/135 5.08 OR**	<b>058146</b>	20
17	GSE 5/17/135 5.08 OR**	<b>058156</b>	20
18	GSE 5/18/135 5.08 OR**	<b>058166</b>	20
19	GSE 5/19/135 5.08 OR**	<b>058176</b>	20
20	GSE 5/20/135 5.08 OR**	<b>058186</b>	20
21	GSE 5/21/135 5.08 OR**	<b>058196</b>	20
22	GSE 5/22/135 5.08 OR**	<b>058206</b>	20
23	GSE 5/23/135 5.08 OR**	<b>058216</b>	20
24	GSE 5/24/135 5.08 OR**	<b>058226</b>	20

Single poles joined/Other numbers of poles on request

**GSE 5/2 ... 24\*\***

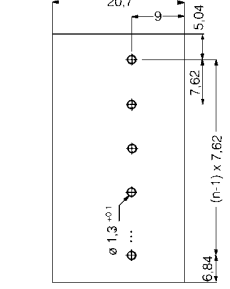
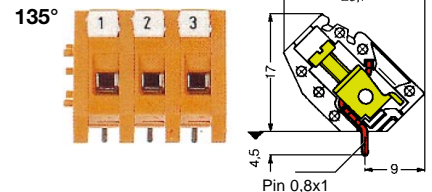


**Pitch 5,00 mm**

No. of poles	Type	Cat.No.	Qty.
2	GSE 5/2/135 5.0 OR**	<b>130066</b>	100
3	GSE 5/3/135 5.0 OR**	<b>130076</b>	100
4	GSE 5/4/135 5.0 OR**	<b>130086</b>	100
5	GSE 5/5/135 5.0 OR**	<b>130096</b>	50
6	GSE 5/6/135 5.0 OR**	<b>130106</b>	50
7	GSE 5/7/135 5.0 OR**	<b>130116</b>	50
8	GSE 5/8/135 5.0 OR**	<b>130126</b>	50
9	GSE 5/9/135 5.0 OR**	<b>130136</b>	25
10	GSE 5/10/135 5.0 OR**	<b>130146</b>	25
11	GSE 5/11/135 5.0 OR**	<b>130156</b>	25
12	GSE 5/12/135 5.0 OR**	<b>130166</b>	20
13	GSE 5/13/135 5.0 OR**	<b>130176</b>	20
14	GSE 5/14/135 5.0 OR**	<b>130186</b>	20
15	GSE 5/15/135 5.0 OR**	<b>130196</b>	20
16	GSE 5/16/135 5.0 OR**	<b>130206</b>	20
17	GSE 5/17/135 5.0 OR**	<b>130216</b>	20
18	GSE 5/18/135 5.0 OR**	<b>130226</b>	20
19	GSE 5/19/135 5.0 OR**	<b>130236</b>	20
20	GSE 5/20/135 5.0 OR**	<b>130246</b>	20
21	GSE 5/21/135 5.0 OR**	<b>130256</b>	20
22	GSE 5/22/135 5.0 OR**	<b>130266</b>	20
23	GSE 5/23/135 5.0 OR**	<b>130276</b>	20
24	GSE 5/24/135 5.0 OR**	<b>130316</b>	20

Single poles joined/Other numbers of poles on request

**GSE 5/2 ... 12\*\***



**Pitch 7,62 mm**

No. of poles	Type	Cat.No.	Qty.
2	GSE 5/2/135 7.62 OR**	<b>058546</b>	100
3	GSE 5/3/135 7.62 OR**	<b>058556</b>	50
4	GSE 5/4/135 7.62 OR**	<b>058566</b>	50
5	GSE 5/5/135 7.62 OR**	<b>058576</b>	50
6	GSE 5/6/135 7.62 OR**	<b>058586</b>	25
7	GSE 5/7/135 7.62 OR**	<b>058596</b>	25
8	GSE 5/8/135 7.62 OR**	<b>058606</b>	20
9	GSE 5/9/135 7.62 OR**	<b>058616</b>	20
10	GSE 5/10/135 7.62 OR**	<b>058626</b>	20
11	GSE 5/11/135 7.62 OR**	<b>058636</b>	20
12	GSE 5/12/135 7.62 OR**	<b>058646</b>	20

Single poles joined/Other numbers of poles on request

**Accessories**

QB cross-connection see page 5/62

GSE 5 AP end plates see page 5/62

GSE 5 BB mounting bracket see page 5/62

Marking material see page 5/62

\*\* Do not use for new development

**Accessories**

QB cross-connection see page 5/62

GSE 5 AP end plates see page 5/62

GSE 5 BB mounting bracket see page 5/62

Marking material see page 5/62

\*\* Do not use for new development

**Accessories**

GSE 5 AP end plates see page 5/62

GSE 5 BB mounting bracket see page 5/62

Marking material see page 5/62

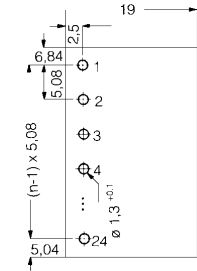
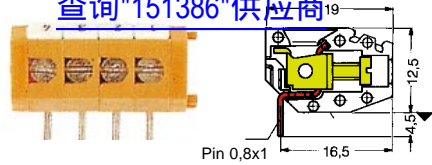
\*\* Do not use for new development



**GSE 5/2 ... 24\*\***

180°

查询"151386"供应商



**Pitch 5,08 mm**

No. of poles	Type	Cat.No.	Qty.
2	GSE 5/2/180 5.08 OR**	<b>054126</b>	100
3	GSE 5/3/180 5.08 OR**	<b>054136</b>	100
4	GSE 5/4/180 5.08 OR**	<b>054146</b>	100
5	GSE 5/5/180 5.08 OR**	<b>057856</b>	50
6	GSE 5/6/180 5.08 OR**	<b>057816</b>	50
7	GSE 5/7/180 5.08 OR**	<b>057826</b>	50
8	GSE 5/8/180 5.08 OR**	<b>057836</b>	50
9	GSE 5/9/180 5.08 OR**	<b>057846</b>	25
10	GSE 5/10/180 5.08 OR**	<b>054206</b>	25
11	GSE 5/11/180 5.08 OR**	<b>057866</b>	25
12	GSE 5/12/180 5.08 OR**	<b>057876</b>	20
13	GSE 5/13/180 5.08 OR**	<b>057886</b>	20
14	GSE 5/14/180 5.08 OR**	<b>057896</b>	20
15	GSE 5/15/180 5.08 OR**	<b>057906</b>	20
16	GSE 5/16/180 5.08 OR**	<b>057916</b>	20
17	GSE 5/17/180 5.08 OR**	<b>057926</b>	20
18	GSE 5/18/180 5.08 OR**	<b>057936</b>	20
19	GSE 5/19/180 5.08 OR**	<b>057946</b>	20
20	GSE 5/20/180 5.08 OR**	<b>057956</b>	20
21	GSE 5/21/180 5.08 OR**	<b>057966</b>	20
22	GSE 5/22/180 5.08 OR**	<b>057976</b>	20
23	GSE 5/23/180 5.08 OR**	<b>057986</b>	20
24	GSE 5/24/180 5.08 OR**	<b>057996</b>	20

Single poles joined/Other numbers of poles on request

**Accessories GSE 5**

Cross-connections

End plate

for GSE 5 90° and 180°

for GSE 5 135°

for GSE 5 90° with locating pins (recomm. for up to 5 poles)

for GSE 5 180° with locating pins (recomm. for up to 5 poles)

Mounting bracket

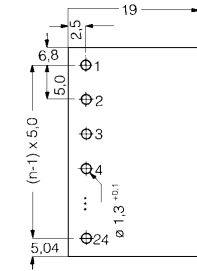
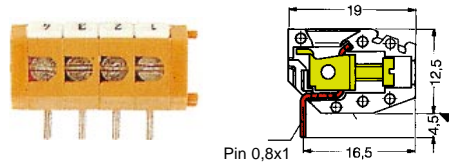
Test plug

**Marking material\***

for Pitch 5,08/5,00/7,62 mm

**GSE 5/2 ... 24\*\***

180°



**Pitch 5,00 mm**

No. of poles	Type	Cat.No.	Qty.
2	GSE 5/2/180 5.0 OR**	<b>129846</b>	100
3	GSE 5/3/180 5.0 OR**	<b>129856</b>	100
4	GSE 5/4/180 5.0 OR**	<b>129866</b>	100
5	GSE 5/5/180 5.0 OR**	<b>129876</b>	50
6	GSE 5/6/180 5.0 OR**	<b>129886</b>	50
7	GSE 5/7/180 5.0 OR**	<b>129896</b>	50
8	GSE 5/8/180 5.0 OR**	<b>129906</b>	50
9	GSE 5/9/180 5.0 OR**	<b>129916</b>	25
10	GSE 5/10/180 5.0 OR**	<b>129926</b>	25
11	GSE 5/11/180 5.0 OR**	<b>129936</b>	25
12	GSE 5/12/180 5.0 OR**	<b>129946</b>	20
13	GSE 5/13/180 5.0 OR**	<b>129956</b>	20
14	GSE 5/14/180 5.0 OR**	<b>129966</b>	20
15	GSE 5/15/180 5.0 OR**	<b>129976</b>	20
16	GSE 5/16/180 5.0 OR**	<b>129986</b>	20
17	GSE 5/17/180 5.0 OR**	<b>129996</b>	20
18	GSE 5/18/180 5.0 OR**	<b>130006</b>	20
19	GSE 5/19/180 5.0 OR**	<b>130016</b>	20
20	GSE 5/20/180 5.0 OR**	<b>130026</b>	20
21	GSE 5/21/180 5.0 OR**	<b>130036</b>	20
22	GSE 5/22/180 5.0 OR**	<b>130046</b>	20
23	GSE 5/23/180 5.0 OR**	<b>130056</b>	20
24	GSE 5/24/180 5.0 OR**	<b>130306</b>	20

Single poles joined/Other numbers of poles on request

**Pitch 5,08 mm**

BL QB 10	<b>130280</b>	10
LPA QB 2	<b>147220</b>	50
LPA QB 4	<b>147240</b>	50
LPA QB 10	<b>147250</b>	20
LPA QB 24	<b>147260</b>	20

GSE 5 AP90/180RZ 5.08 OR	<b>054226</b>	50
GSE 5 AP135RZ 5.08 OR	<b>054216</b>	50
GSE 5 AP90RZ 5.08 OR	<b>022036</b>	50

GSE 5 AP180RZ 5.08 OR	<b>022046</b>	50
-----------------------	---------------	----

GSE 5 BB 5.08 OR <sup>2)</sup>	<b>013096</b>	50
--------------------------------	---------------	----

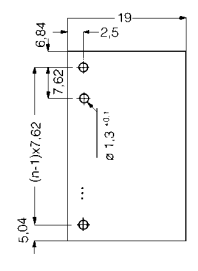
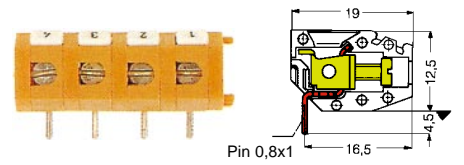
PS 2.0	<b>031000</b>	20
--------	---------------	----

Type	Cat.No.	Qty.
DEK 5	<b>047346</b>	500
WS 10/5	<b>144706</b>	200
WS 12/5	<b>144746</b>	200

<sup>2)</sup> M3 fixing screw and M 3 square nut to DIN 562 not included in delivery

**GSE 5/2 ... 12\*\***

180°



**Pitch 7,62 mm**

No. of poles	Type	Cat.No.	Qty.
2	GSE 5/2/180 7.62 OR**	<b>058436</b>	100
3	GSE 5/3/180 7.62 OR**	<b>058446</b>	50
4	GSE 5/4/180 7.62 OR**	<b>058456</b>	50
5	GSE 5/5/180 7.62 OR**	<b>058466</b>	50
6	GSE 5/6/180 7.62 OR**	<b>058476</b>	25
7	GSE 5/7/180 7.62 OR**	<b>058486</b>	25
8	GSE 5/8/180 7.62 OR**	<b>058496</b>	20
9	GSE 5/9/180 7.62 OR**	<b>058506</b>	20
10	GSE 5/10/180 7.62 OR**	<b>058516</b>	20
11	GSE 5/11/180 7.62 OR**	<b>058526</b>	20
12	GSE 5/12/180 7.62 OR**	<b>058536</b>	20

Single poles joined/Other numbers of poles on request

**Pitch 5,0 mm**

BL QB 10	<b>130280</b>	10
----------	---------------	----

GSE 5 AP90/180RZ 5.0 OR	<b>128706</b>	50
GSE 5 AP135RZ 5.0 OR	<b>128696</b>	50
GSE 5 AP90RZ 5.0 OR	<b>132536</b>	50

GSE 5 AP180RZ 5.0 OR	<b>132516</b>	50
----------------------	---------------	----

GSE 5 BB 5.0 OR**	<b>132526</b>	50
-------------------	---------------	----

Type	Cat.No.	Qty.
DEK 5	<b>047346</b>	500
WS 10/5	<b>144706</b>	200
WS 12/5	<b>144746</b>	200

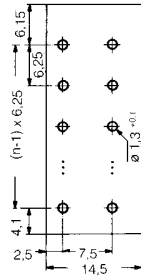
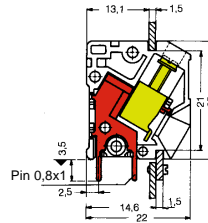

\*\* Do not use for new development

<sup>1)</sup> See section 8/markers for other versions

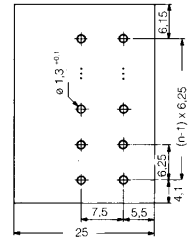
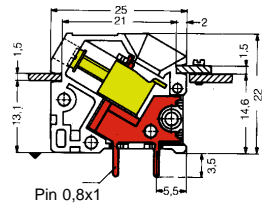

**GSE 6\*\***

- Screw connection max. 2.5 mm<sup>2</sup>  
[查询 151900 供应商](#)

**GSE 6/2 ... 4\*\***



**GSE 6/2 ... 4\*\***



No. of poles	Type	Cat.No.	Qty.
2	GSE 6/2/60 OR**	<b>014606</b>	50
3	GSE 6/3/60 OR**	<b>014616</b>	50
4	GSE 6/4/60 OR**	<b>014626</b>	50

**Material data**

Insulation	PA 66
Colour	orange*
Flammability class	UL 94 V2

**Characteristic system value**

Pitch	mm	6,25 (max. 12 poles in a row)
Mounting hole	Ø mm	1,3 +0,1
Insulation stripping length	mm	10
Clamping screw	M	2,5

**Clampable conductors**

Max. clamping range	mm <sup>2</sup>	0,13...4
solid H05(07)V-U	mm <sup>2</sup>	0,5...4
flexible H05(07)V-K	mm <sup>2</sup>	0,5...2,5
with ferrules		
to DIN 46 228/1	mm <sup>2</sup>	0,5...4
with plastic collar to DIN 46228/4	mm <sup>2</sup>	0,5...2,5
AWG-conductor		26...12
Gauge pin to EN 60947-1/7..92	Dimension	A3

**VDE rated data**

Rated cross-section	mm <sup>2</sup>	2,5
Rated current (Tu = 20 °C)	A	16
Rated voltage to VDE 0110 1.89	V	250
Rated impulse voltage	kV	4
Pollution severity		3
Test torque/Rated torque	Nm	0,4

**UL rated data**

Rated voltage, industrial	V	150
Rated current	A	15
Conductor sizes		22...12

**Tightening torque**

Screwdriver Type SD/SDI\*\*\*

**Approvals**

For the mounting of PBCs, it should be noted that the rated data given in the catalogue relate only to the connection elements. The necessary creepage and clearance paths must be observed in connection with the respective application in accordance with VDE 0110. The current-carrying capacity of PBCs is to be determined according to DIN IEC 326.P.3.

**Accessories**

Marking material****		

\* Other colours on request  
 \*\*\* See section 9/tools for other versions  
 \*\*\*\* See section 8/markers for other versions

No. of poles	Type	Cat.No.	Qty.
2	GSE 6/2/60 OR**	<b>014606</b>	50
3	GSE 6/3/60 OR**	<b>014616</b>	50
4	GSE 6/4/60 OR**	<b>014626</b>	50

Single poles joined/Other numbers of poles on request

Insulation	PA 66
Colour	orange*
Flammability class	UL 94 V2

**Characteristic system value**

Pitch	mm	6,25 (max. 12 poles in a row)
Mounting hole	Ø mm	1,3 +0,1
Insulation stripping length	mm	10
Clamping screw	M	2,5

**Clampable conductors**

Max. clamping range	mm <sup>2</sup>	0,13...4
solid H05(07)V-U	mm <sup>2</sup>	0,5...4
flexible H05(07)V-K	mm <sup>2</sup>	0,5...2,5
with ferrules		
to DIN 46 228/1	mm <sup>2</sup>	0,5...4
with plastic collar to DIN 46228/4	mm <sup>2</sup>	0,5...2,5
AWG-conductor		26...12
Gauge pin to EN 60947-1/7..92	Dimension	A3

**VDE rated data**

Rated cross-section	mm <sup>2</sup>	2,5
Rated current (Tu = 20 °C)	A	16
Rated voltage to VDE 0110 1.89	V	250
Rated impulse voltage	kV	4
Pollution severity		3
Test torque/Rated torque	Nm	0,4

**UL rated data**

Rated voltage, industrial	V	150
Rated current	A	15
Conductor sizes		22...12

**Tightening torque**

Screwdriver Type SD/SDI\*\*\*

**Approvals**

List on request

Type	Cat.No.	Qty.
KSW 4 20/6,25 W 1-20	<b>161190001</b>	

\*\* Do not use for new development

No. of poles	Type	Cat.No.	Qty.
2	GSE 6/2/150 OR**	<b>014646</b>	50
3	GSE 6/3/150 OR**	<b>014656</b>	50
4	GSE 6/4/150 OR**	<b>014666</b>	50

Single poles joined/Other numbers of poles on request

Insulation	PA 66
Colour	orange*
Flammability class	UL 94 V2

**Characteristic system value**

Pitch	mm	6,25 (max. 12 poles in a row)
Mounting hole	Ø mm	1,3 +0,1
Insulation stripping length	mm	10
Clamping screw	M	2,5

**Clampable conductors**

Max. clamping range	mm <sup>2</sup>	0,13...4
solid H05(07)V-U	mm <sup>2</sup>	0,5...4
flexible H05(07)V-K	mm <sup>2</sup>	0,5...2,5
with ferrules		
to DIN 46 228/1	mm <sup>2</sup>	0,5...4
with plastic collar to DIN 46228/4	mm <sup>2</sup>	0,5...2,5
AWG-conductor		26...12
Gauge pin to EN 60947-1/7..92	Dimension	A3

**VDE rated data**

Rated cross-section	mm <sup>2</sup>	2,5
Rated current (Tu = 20 °C)	A	16
Rated voltage to VDE 0110 1.89	V	250
Rated impulse voltage	kV	4
Pollution severity		3
Test torque/Rated torque	Nm	0,4

**UL rated data**

Rated voltage, industrial	V	150
Rated current	A	15
Conductor sizes		22...12

**Tightening torque**

Screwdriver Type SD/SDI\*\*\*

**Approvals**

List on request

Type	Cat.No.	Qty.
KSW 4 20/6,25 W 1-20	<b>161190001</b>	

\*\* Do not use for new development

**LPA / LPK System**  
**Printed circuit board terminals**  
 System overview

[查询"151386"供应商](#)

- Screw connection max. 2.5 mm<sup>2</sup>

The LPA/LPK printed circuit board terminal system has a connection with high density and low space requirement.

This provides important user benefits:

- prevents incorrect cable positioning into terminal
- simple and permanent marking with decafix

Moreover, reliable function check via test point, and the ability to monitor functions continuously by LEDs are features you should expect from an advanced PCB connection system.

- Pitch 5.08 mm
- Pitch 5.00 mm
- Pitch 7.62 mm (for LPK)

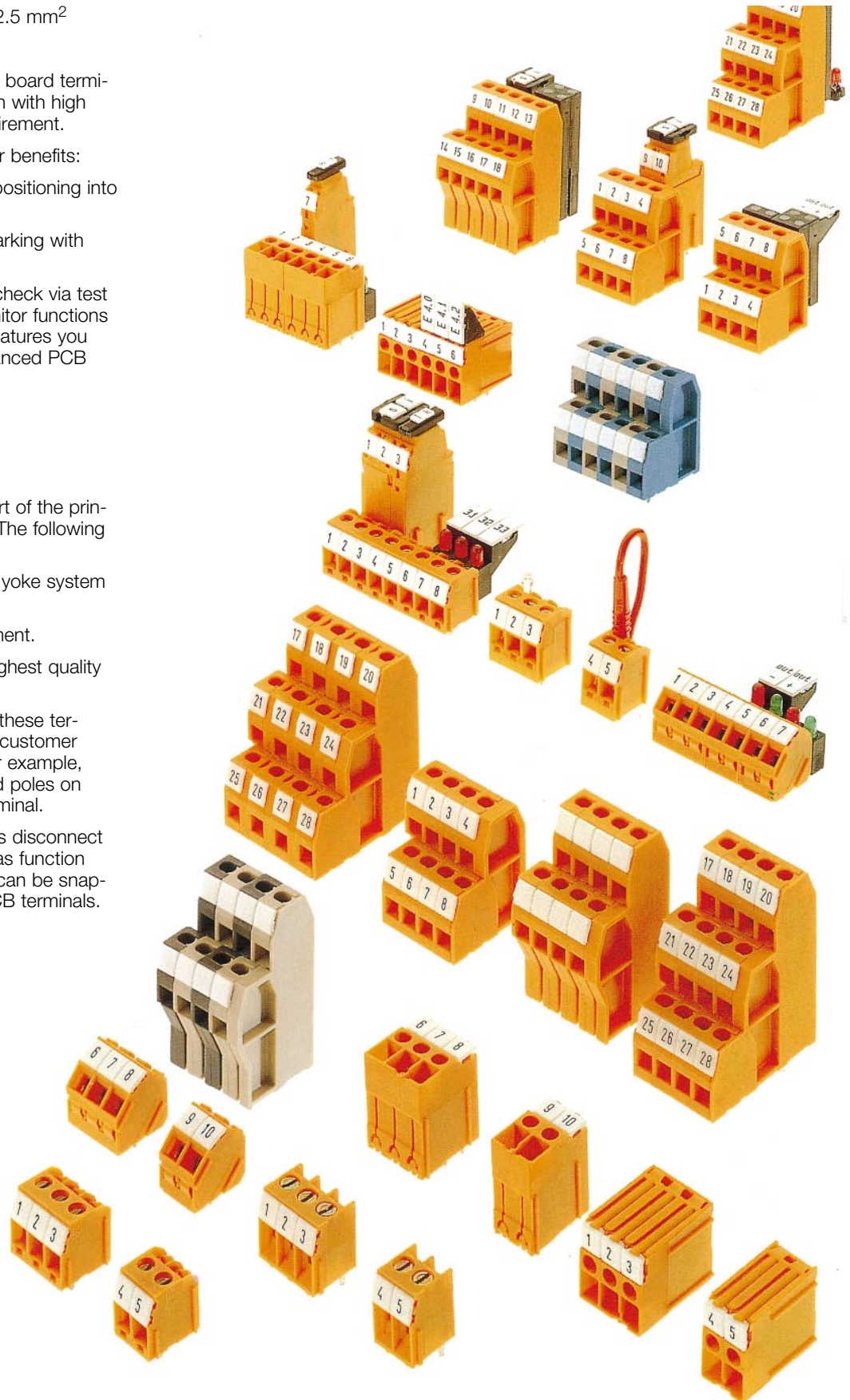
The metal parts are the heart of the printed circuit board terminals. The following are used here:

- The Weidmüller clamping yoke system and
- The Weidmüller-TOP element.

All components meet the highest quality requirements.

The clip-together-design of these terminals also enables special customer requirements to be met. For example, mixed pitch or colour-coded poles on the printed circuit board terminal.

System extensions, such as disconnect and fuse elements, as well as function indicators and tag carriers, can be snapped onto all the different PCB terminals.



# LPA1/LPA2/LPA/TOP1/LPK System

## Printed circuit board terminals

查询 191 988 供应商

### Technical data

Material data	
Insulation	
Colour	
Flammability class	
Characteristic system value	
Pitch LPA1/LPA2/LPATOP1	mm
	mm
Pitch LPK	mm
	mm
	mm
Mounting hole	Ø mm
Insulation stripping length LPATOP1	mm
Insulation stripping length LPA1/LPA2/LPK	mm
Clamping screw	M

Clampable conductors	
Max. clamping range	mm <sup>2</sup>
solid H05(07)V-U	mm <sup>2</sup>
flexible H05(07)V-K	mm <sup>2</sup>
with ferrules	
to DIN 46 228/1	mm <sup>2</sup>
with plastic collar to DIN 46228/4	mm <sup>2</sup>
AWG-conductor	
Gauge pin to EN 60947-1/7.92	Dimension

VDE rated data	
Rated cross-section	mm <sup>2</sup>
Rated current LPK, LPA 1 (Tu = 20 °C)	A
Rated current LPA 2, LPA TOP (Tu = 20 °C)	A
Rated voltage to VDE 0110 1.89	V
Rated impulse voltage	kV
Pollution severity	
Test torque/Rated torque	Nm
UL rated data	
Rated voltage, industrial/kommerziell	V
Rated current	A
Conductor sizes	
Tightening torque	
Screwdriver Type SD/SDI***	

Approvals	

For the mounting of PCBs, it should be noted that the rated data given in the catalogue relate only to the connection elements. The necessary creepage and clearance paths must be observed in connection with the respective application in accordance with VDE 0110. The current-carrying capacity of PCBs is to be determined according to DIN IEC 326 P 3.

PA 66	
orange*	
UL 94 V2	
5,08 (max. 24 poles in a row)	
5,00 (max. 9 poles in a row)	
5,08	
5,00	
7,62	
1,3 <sup>+0,1</sup>	
13	
7	
2,5	

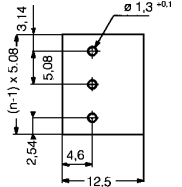
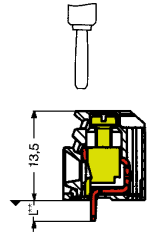

Pitch 5,08/5,00	Pitch 7,62/7,5
1,5	1,5
15	15
18	18
250	400
4	6
3	3
0,4	0,4
300/250	
10	
22...14	
0,5	
2	

Approvals	

Two and three pole LPA terminal blocks can be joined together to form terminal strips of up to 24 poles. LPK consists of individual, joined plates which cannot be assembled by the customer.

# LPA 1/2 ... 12

90°



Pitch 5,08 mm

Solder pin length 3,2 mm

No. of poles	Type	Cat.No.	Qty.
2	LPA1/2 5.08 STI3.2 OR	<b>139826</b>	100
3	LPA1/3 5.08 STI3.2 OR	<b>139836</b>	100
4	LPA1/4 5.08 STI3.2 OR	<b>153416</b>	100
6	LPA1/6 5.08 STI3.2 OR	<b>160058</b>	50
8	LPA1/8 5.08 STI3.2 OR	<b>156513</b>	50
12	LPA1/12 5.08 STI3.2 OR	<b>156515</b>	25

Other numbers of poles on request

Pitch 10,16 mm on request

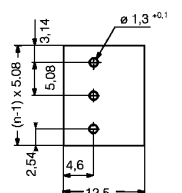
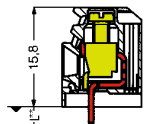
Solder pin length 4,5 mm

2	LPA1/2 5.08 STI4.5 OR	<b>140406</b>	100
3	LPA1/3 5.08 STI4.5 OR	<b>140416</b>	100

Other numbers of poles on request

# LPA 1/2 ... 3H

90°



Solder pin length 3,2

No. of poles	Type	Cat.No.	Qty.
2	LPA1/2H 5.08 STI3.2 OR	<b>144786</b>	100
3	LPA1/3H 5.08 STI3.2 OR	<b>144796</b>	100

Other numbers of poles on request

### Accessories

Cross-connections QB see page 5/70

Marking material see page 5/70

Test plug PS 2.0 see page 5/70

LPA SI fuse element see page 5/69

LPA TR disconnect element see page 5/69

Function indicators see page 5/69

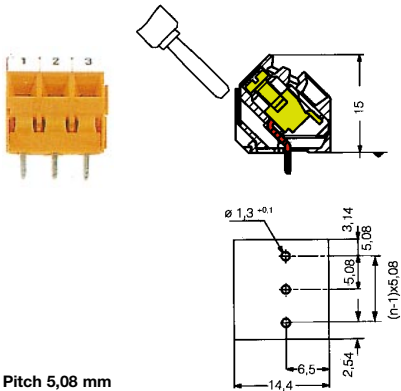
\* Other colours on request

\*\* L = Solder pin length

\*\*\* See section 9/tools for delivery types

**LPA 2/2 ... 24**

135° [查询"151386"供应商](#)



**Pitch 5,08 mm**  
**Solder pin length 3,2 mm**

No. of poles	Type	Cat.No.	Qty.
2	LPA2/2 5.08 STI3.2 OR	<b>150616</b>	100
3	LPA2/3 5.08 STI3.2 OR	<b>150636</b>	100

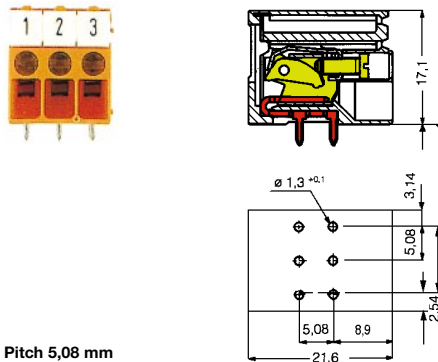
**Solder pin length 4,5 mm**

No. of poles	Type	Cat.No.	Qty.
2	LPA2/2 5.08 STI4.5 OR	<b>150626</b>	100
3	LPA2/3 5.08 STI4.5 OR	<b>150646</b>	100
4	LPA2/4 5.08 STI4.5 OR	<b>157216</b>	100
10	LPA2/10 5.08 STI4.5 OR	<b>157221</b>	25
16	LPA2/16 5.08 STI4.5 OR	<b>156927</b>	25
24	LPA2/24 5.08 STI4.5 OR	<b>157835</b>	20

Other numbers of poles on request

**LPATOP1/2 ... 3**

90°



**Pitch 5,08 mm**  
**Solder pin length 3,2 mm**

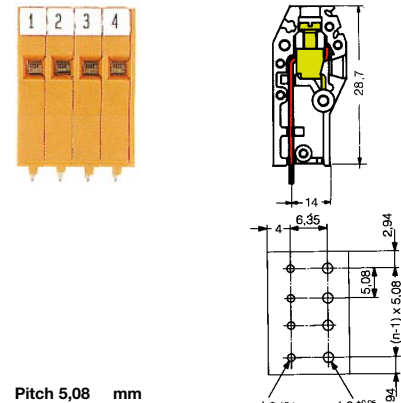
No. of poles	Type	Cat.No.	Qty.
2	LPATOP1/2/90 STI3.2 OR	<b>153526</b>	100
3	LPATOP1/3/90 STI3.2 OR	<b>153536</b>	100

**Solder pin length 4,5 mm**

No. of poles	Type	Cat.No.	Qty.
2	LPATOP1/2/90 STI4.5 OR	<b>153546</b>	100
3	LPATOP1/3/90 STI4.5 OR	<b>153556</b>	100

Other numbers of poles on request

**LPK1M3 ... 16**



**Pitch 5,08 mm**  
**Solder pin length 3,2 mm**

No. of poles	Type	Cat.No.	Qty.
3	LPK1M3 STI3.2 OR	<b>160804</b>	100
4	LPK1M4 STI3.2 OR	<b>160805</b>	100
10	LPK1M10 STI3.2 OR	<b>160806</b>	25
16	LPK1M16 STI3.2 OR	<b>160807</b>	25

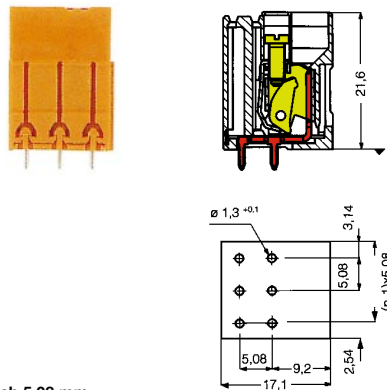
**Solder pin length 4,5 mm**

No. of poles	Type	Cat.No.	Qty.
3	LPK1M3 STI4.5 OR	<b>160808</b>	100
4	LPK1M4 STI4.5 OR	<b>160809</b>	100
10	LPK1M10 STI4.5 OR	<b>160810</b>	25
16	LPK1M16 STI4.5 OR	<b>160811</b>	25

Other numbers of poles on request

**LPATOP1/2 ... 3H**

180°



**Pitch 5,08 mm**  
**Solder pin length 3,2 mm**

No. of poles	Type	Cat.No.	Qty.
2	LPATOP1/2/180 STI3.2 OR	<b>153486</b>	100
3	LPATOP1/3/180 STI3.2 OR	<b>153496</b>	100

**Solder pin length 4,5 mm**

No. of poles	Type	Cat.No.	Qty.
2	LPATOP1/2/180 STI4.5 OR	<b>153506</b>	100
3	LPATOP1/3/180 STI4.5 OR	<b>153516</b>	100

Other numbers of poles on request

**Accessories**

Cross-connections QB see page 5/70  
Marking material see page 5/70  
Test plug PS 2.0 see page 5/69  
Function indicators see page 5/69

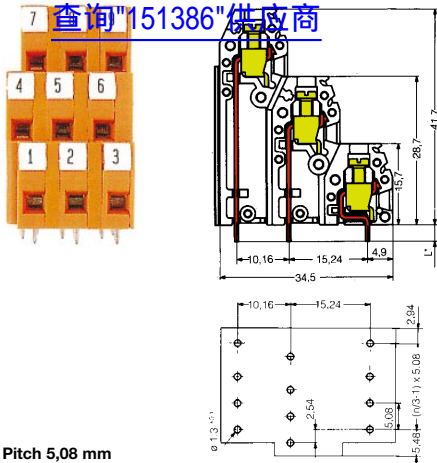
**Accessories**

Cross-connections QB see page 5/70  
Marking material see page 5/70  
LPA SI fuse element see page 5/69  
LPA TR disconnect element see page 5/69  
Function indicators see page 5/69

**Accessories**

Cross-connections QB see page 5/70  
Marking material see page 5/70  
LPA SI fuse element see page 5/69  
LPA TR disconnect element see page 5/69  
Function indicators see page 5/69

**LPK3/6 ... 72**



Pitch 5,08 mm  
Solder pin length 3,2 mm

No. of poles	Type	Cat.No.	Qty.
6	LPK3/6 5.08 STI3.2 OR	145646	50
9	LPK3/9 5.08 STI3.2 OR	145656	50
12	LPK3/12 5.08 STI3.2 OR	145666	50
15	LPK3/15 5.08 STI3.2 OR	138016	25
18	LPK3/18 5.08 STI3.2 OR	145676	25
21	LPK3/21 5.08 STI3.2 OR	145686	20
24	LPK3/24 5.08 STI3.2 OR	145696	20
27	LPK3/27 5.08 STI3.2 OR	145706	20
30	LPK3/30 5.08 STI3.2 OR	138036	10
33	LPK3/33 5.08 STI3.2 OR	145716	10
36	LPK3/36 5.08 STI3.2 OR	145726	10
39	LPK3/39 5.08 STI3.2 OR	145736	10
42	LPK3/42 5.08 STI3.2 OR	145746	10
45	LPK3/45 5.08 STI3.2 OR	145756	10
48	LPK3/48 5.08 STI3.2 OR	145766	10
51	LPK3/51 5.08 STI3.2 OR	145776	10
54	LPK3/54 5.08 STI3.2 OR	145786	10
57	LPK3/57 5.08 STI3.2 OR	145796	5
60	LPK3/60 5.08 STI3.2 OR	145806	5
63	LPK3/63 5.08 STI3.2 OR	145816	5
72	LPK3/72 5.08 STI3.2 OR	145846	5

Single slices joined/Other numbers of poles on request

Solder pin length 4,5 mm

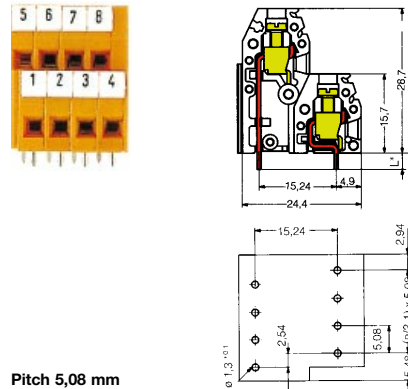
No. of poles	Type	Cat.No.	Qty.
6	LPK3/6 5.08 STI4.5 OR	145856	50
9	LPK3/9 5.08 STI4.5 OR	145866	50
12	LPK3/12 5.08 STI4.5 OR	145876	50
15	LPK3/15 5.08 STI4.5 OR	138026	25
18	LPK3/18 5.08 STI4.5 OR	145886	25
21	LPK3/21 5.08 STI4.5 OR	145896	20
24	LPK3/24 5.08 STI4.5 OR	145906	20
27	LPK3/27 5.08 STI4.5 OR	145916	20
30	LPK3/30 5.08 STI4.5 OR	138046	10
33	LPK3/33 5.08 STI4.5 OR	145926	10
36	LPK3/36 5.08 STI4.5 OR	145936	10
39	LPK3/39 5.08 STI4.5 OR	145946	10
42	LPK3/42 5.08 STI4.5 OR	145956	10
45	LPK3/45 5.08 STI4.5 OR	145966	10
48	LPK3/48 5.08 STI4.5 OR	145976	10
51	LPK3/51 5.08 STI4.5 OR	145986	10
54	LPK3/54 5.08 STI4.5 OR	145996	10
57	LPK3/57 5.08 STI4.5 OR	146006	5
60	LPK3/60 5.08 STI4.5 OR	146016	5
63	LPK3/63 5.08 STI4.5 OR	146026	5
72	LPK3/72 5.08 STI4.5 OR	146056	5

Single slices joined/Other numbers of poles on request

**Accessories**

- Cross-connections QB see page 5/70
- Marking material see page 5/70
- LPA SI fuse element see page 5/69
- LPA TR disconnect element see page 5/69
- Function indicators see page 5/69

**LPK2N4 ... 48**



Pitch 5,08 mm  
Solder pin length 3,2 mm

No. of poles	Type	Cat.No.	Qty.
4	LPK2N4 5.08 STI3.2 OR	144806	50
6	LPK2N6 5.08 STI3.2 OR	144816	50
8	LPK2N8 5.08 STI3.2 OR	144826	50
10	LPK2N10 5.08 STI3.2 OR	137976	50
12	LPK2N12 5.08 STI3.2 OR	144836	20
14	LPK2N14 5.08 STI3.2 OR	144846	20
16	LPK2N16 5.08 STI3.2 OR	144856	20
18	LPK2N18 5.08 STI3.2 OR	144866	20
20	LPK2N20 5.08 STI3.2 OR	137996	20
22	LPK2N22 5.08 STI3.2 OR	144876	20
24	LPK2N24 5.08 STI3.2 OR	144886	10
26	LPK2N26 5.08 STI3.2 OR	144896	10
28	LPK2N28 5.08 STI3.2 OR	144906	10
30	LPK2N30 5.08 STI3.2 OR	144916	10
32	LPK2N32 5.08 STI3.2 OR	144926	10
34	LPK2N34 5.08 STI3.2 OR	144936	10
36	LPK2N36 5.08 STI3.2 OR	144946	10
38	LPK2N38 5.08 STI3.2 OR	144956	10
40	LPK2N40 5.08 STI3.2 OR	144966	10
42	LPK2N42 5.08 STI3.2 OR	144976	10
48	LPK2N48 5.08 STI3.2 OR	145006	10

Single slices joined/Other numbers of poles on request

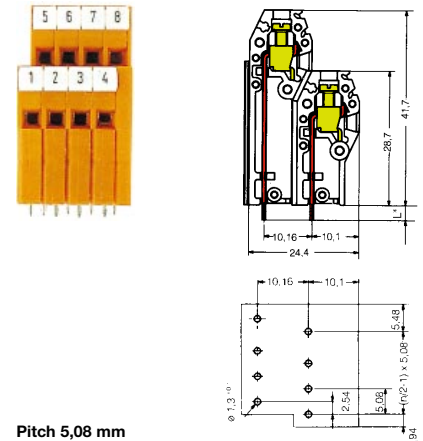
Solder pin length 4,5 mm

No. of poles	Type	Cat.No.	Qty.
4	LPK2N4 5.08 STI4.5 OR	145016	50
6	LPK2N6 5.08 STI4.5 OR	145026	50
8	LPK2N8 5.08 STI4.5 OR	145036	50
10	LPK2N10 5.08 STI4.5 OR	137986	50
12	LPK2N12 5.08 STI4.5 OR	145046	20
14	LPK2N14 5.08 STI4.5 OR	145056	20
16	LPK2N16 5.08 STI4.5 OR	145066	20
18	LPK2N18 5.08 STI4.5 OR	145076	20
20	LPK2N20 5.08 STI4.5 OR	138006	20
22	LPK2N22 5.08 STI4.5 OR	145086	20
24	LPK2N24 5.08 STI4.5 OR	145096	10
26	LPK2N26 5.08 STI4.5 OR	145106	10
28	LPK2N28 5.08 STI4.5 OR	145116	10
30	LPK2N30 5.08 STI4.5 OR	145126	10
32	LPK2N32 5.08 STI4.5 OR	145136	10
34	LPK2N34 5.08 STI4.5 OR	145146	10
36	LPK2N36 5.08 STI4.5 OR	145156	10
38	LPK2N38 5.08 STI4.5 OR	145166	10
40	LPK2N40 5.08 STI4.5 OR	145176	10
42	LPK2N42 5.08 STI4.5 OR	145186	10
48	LPK2N48 5.08 STI4.5 OR	145216	10

Single slices joined/Other numbers of poles on request

- Cross-connections QB see page 5/70
- Marking material see page 5/70
- LPA SI fuse element see page 5/69
- LPA TR disconnect element see page 5/69
- Function indicators see page 5/69

**LPK2H4 ... 48**



Pitch 5,08 mm  
Solder pin length 3,2 mm

No. of poles	Type	Cat.No.	Qty.
4	LPK2H4 5.08 STI3.2 OR	145226	50
6	LPK2H6 5.08 STI3.2 OR	145236	50
8	LPK2H8 5.08 STI3.2 OR	145246	50
10	LPK2H10 5.08 STI3.2 OR	137936	50
12	LPK2H12 5.08 STI3.2 OR	145256	20
14	LPK2H14 5.08 STI3.2 OR	145266	20
16	LPK2H16 5.08 STI3.2 OR	145276	20
18	LPK2H18 5.08 STI3.2 OR	145286	20
20	LPK2H20 5.08 STI3.2 OR	137956	20
22	LPK2H22 5.08 STI3.2 OR	145296	20
24	LPK2H24 5.08 STI3.2 OR	145306	10
26	LPK2H26 5.08 STI3.2 OR	145316	10
28	LPK2H28 5.08 STI3.2 OR	145326	10
30	LPK2H30 5.08 STI3.2 OR	145336	10
32	LPK2H32 5.08 STI3.2 OR	145346	10
34	LPK2H34 5.08 STI3.2 OR	145356	10
36	LPK2H36 5.08 STI3.2 OR	145366	10
38	LPK2H38 5.08 STI3.2 OR	145376	10
40	LPK2H40 5.08 STI3.2 OR	145386	10
42	LPK2H42 5.08 STI3.2 OR	145396	10
48	LPK2H48 5.08 STI3.2 OR	145426	10

Single slices joined/Other numbers of poles on request

Solder pin length 4,5 mm

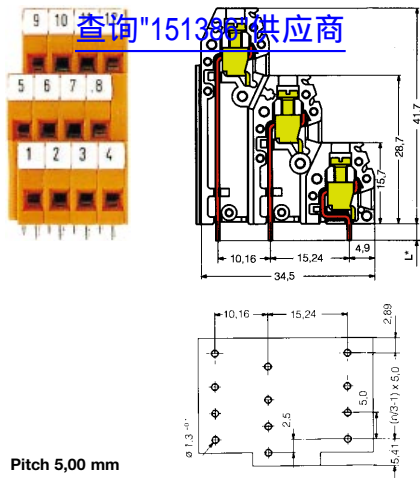
No. of poles	Type	Cat.No.	Qty.
4	LPK2H4 5.08 STI4.5 OR	145436	50
6	LPK2H6 5.08 STI4.5 OR	145446	50
8	LPK2H8 5.08 STI4.5 OR	145456	50
10	LPK2H10 5.08 STI4.5 OR	137946	50
12	LPK2H12 5.08 STI4.5 OR	145466	20
14	LPK2H14 5.08 STI4.5 OR	145476	20
16	LPK2H16 5.08 STI4.5 OR	145486	20
18	LPK2H18 5.08 STI4.5 OR	145496	20
20	LPK2H20 5.08 STI4.5 OR	137966	20
22	LPK2H22 5.08 STI4.5 OR	145506	20
24	LPK2H24 5.08 STI4.5 OR	145516	10
26	LPK2H26 5.08 STI4.5 OR	145526	10
28	LPK2H28 5.08 STI4.5 OR	145536	10
30	LPK2H30 5.08 STI4.5 OR	145546	10
32	LPK2H32 5.08 STI4.5 OR	145556	10
34	LPK2H34 5.08 STI4.5 OR	145566	10
36	LPK2H36 5.08 STI4.5 OR	145576	10
38	LPK2H38 5.08 STI4.5 OR	145586	10
40	LPK2H40 5.08 STI4.5 OR	145596	10
42	LPK2H42 5.08 STI4.5 OR	145606	10
48	LPK2H48 5.08 STI4.5 OR	145636	10

Single slices joined/Other numbers of poles on request

- Cross-connections QB see page 5/70
- Marking material see page 5/70
- LPA SI fuse element see page 5/69
- LPA TR disconnect element see page 5/69
- Function indicators see page 5/69

\* L = Solder pin length

### LPK3/9 ... 30

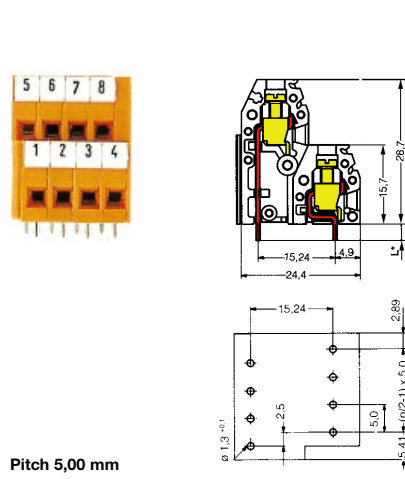


Pitch 5,00 mm  
Solder pin length 3,2 mm

No. of poles	Type	Cat.No.	Qty.
9	LPK3/9 5.0 STI3.2 OR	<b>158349</b>	50
12	LPK3/12 5.0 STI3.2 OR	<b>158351</b>	50
15	LPK3/15 5.0 STI3.2 OR	<b>158353</b>	25
18	LPK3/18 5.0 STI3.2 OR	<b>158355</b>	25
24	LPK3/24 5.0 STI3.2 OR	<b>158357</b>	20
30	LPK3/30 5.0 STI3.2 OR	<b>158359</b>	10

Solder pin length 4,5 mm on request  
Single slices joined/Other numbers of poles on request

### LPK2N8 ... 30

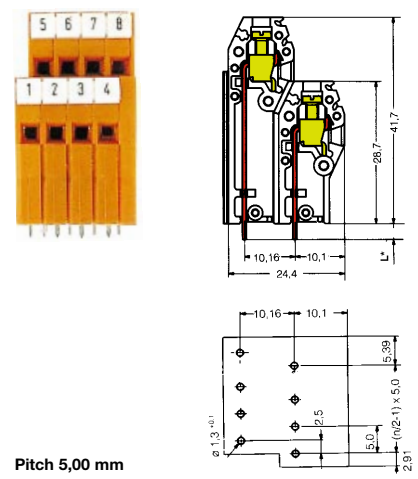


Pitch 5,00 mm  
Solder pin length 3,2 mm

No. of poles	Type	Cat.No.	Qty.
8	LPK2N8 5.0 STI3.2 OR	<b>158361</b>	50
10	LPK2N10 5.0 STI3.2 OR	<b>158363</b>	50
16	LPK2N16 5.0 STI3.2 OR	<b>158365</b>	20
20	LPK2N20 5.0 STI3.2 OR	<b>158367</b>	20
24	LPK2N24 5.0 STI3.2 OR	<b>158369</b>	10
30	LPK2N30 5.0 STI3.2 OR	<b>158371</b>	10

Solder pin length 4,5 mm on request  
Single slices joined/Other numbers of poles on request

### LPK2H8 ... 30

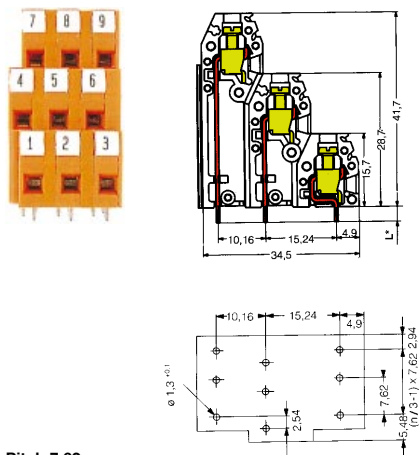


Pitch 5,00 mm  
Solder pin length 3,2 mm

No. of poles	Type	Cat.No.	Qty.
8	LPK2H8 5.0 STI3.2 OR	<b>158373</b>	50
10	LPK2H10 5.0 STI3.2 OR	<b>158375</b>	50
16	LPK2H16 5.0 STI3.2 OR	<b>158377</b>	20
20	LPK2H20 5.0 STI3.2 OR	<b>158379</b>	20
24	LPK2H24 5.0 STI3.2 OR	<b>158381</b>	10
30	LPK2H30 5.0 STI3.2 OR	<b>158383</b>	10

Solder pin length 4,5 mm on request  
Single slices joined/Other numbers of poles on request

### LPK3/6...12



Pitch 7,62 mm  
Solder pin length 3,2 mm

No. of poles	Type	Cat.No.	Qty.
6	LPK3/6 7.62 STI3.2 OR	<b>160782</b>	50
9	LPK3/9 7.62 STI3.2 OR	<b>160783</b>	50
12	LPK3/12 7.62 STI3.2 OR	<b>160784</b>	50

Single slices joined/Other numbers of poles on request  
Solder pin length 4,5 mm

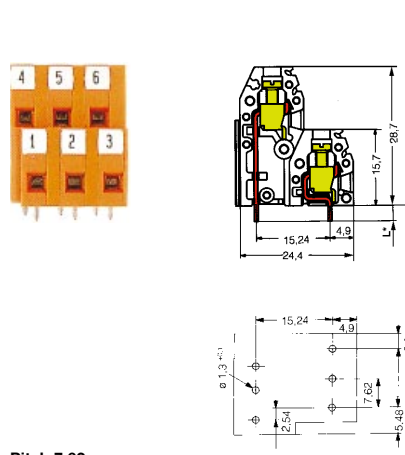
6	LPK3/6 7.62 STI4.5 OR	<b>160785</b>	50
9	LPK3/9 7.62 STI4.5 OR	<b>160786</b>	50
12	LPK3/12 7.62 STI4.5 OR	<b>160787</b>	50

Single slices joined/Other numbers of poles on request

#### Accessories

Cross-connections QB on request  
Marking material see page 5/70  
LPA SI fuse element on request  
LPA TR disconnect element on request  
Function indicators on request

### LPK2N4...12



Pitch 7,62 mm  
Solder pin length 3,2 mm

No. of poles	Type	Cat.No.	Qty.
4	LPK2N4 7.62 STI3.2 OR	<b>160788</b>	50
6	LPK2N6 7.62 STI3.2 OR	<b>160789</b>	50
8	LPK2N8 7.62 STI3.2 OR	<b>160790</b>	50
12	LPK2N12 7.62 STI3.2 OR	<b>160791</b>	20

Single slices joined/Other numbers of poles on request  
Solder pin length 4,5 mm

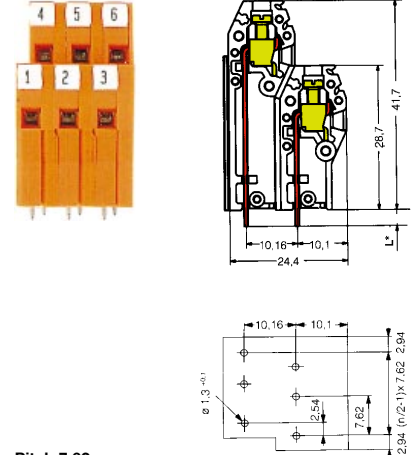
4	LPK2N4 7.62 STI4.5 OR	<b>160792</b>	50
6	LPK2N6 7.62 STI4.5 OR	<b>160793</b>	50
8	LPK2N8 7.62 STI4.5 OR	<b>160794</b>	50
12	LPK2N12 7.62 STI4.5 OR	<b>160795</b>	20

Single slices joined/Other numbers of poles on request

#### Accessories

Cross-connections QB on request  
Marking material see page 5/70  
LPA SI fuse element on request  
LPA TR disconnect element on request  
Function indicators on request

### LPK2H4 ... 12



Pitch 7,62 mm  
Solder pin length 3,2 mm

No. of poles	Type	Cat.No.	Qty.
4	LPK2H4 7.62 STI3.2 OR	<b>160796</b>	50
6	LPK2H6 7.62 STI3.2 OR	<b>160797</b>	50
8	LPK2H8 7.62 STI3.2 OR	<b>160798</b>	50
12	LPK2H12 7.62 STI3.2 OR	<b>160799</b>	20

Single slices joined/Other numbers of poles on request  
Solder pin length 4,5 mm

4	LPK2H4 7.62 STI4.5 OR	<b>160800</b>	50
6	LPK2H6 7.62 STI4.5 OR	<b>160801</b>	50
8	LPK2H8 7.62 STI4.5 OR	<b>160802</b>	50
12	LPK2H12 7.62 STI4.5 OR	<b>160803</b>	20

Single slices joined/Other numbers of poles on request

#### Accessories

Cross-connections QB on request  
Marking material see page 5/70  
LPA SI fuse element on request  
LPA TR disconnect element on request  
Function indicators on request


\* L = Solder pin length

# Accessories LP / LPA / LPK

## Fuse element

查询 "151386" 供应商

LPA SI LPK SI



**Pitch 10.16** (suitable for combination with a pitch of 5.08)

Type/Cat.No.	Qty.
LPA SI STI 3.2 OR	
<b>149506</b>	50
LPA SI STI 4.5 OR	
<b>149516</b>	50

**Pitch 10.16** (suitable for combination with a pitch of 5.08)


Type/Cat.No.	Qty.
LPK SI STI 3.2 OR	
<b>149526</b>	50
LPK SI STI 4.5 OR	
<b>149536</b>	50

The LPA SI can be mounted on the printed circuit board in connection with LPA 1, LPA TOP 1 90°-version, LP 5.08/.../90, and LPP 5.08/.../90 and as a individual element or in block configuration (also in combination with LPT TR). (max. 12 poles in a row).

The LPK SI can be mounted on the printed circuit board in connection with LPK 3, LPK 2 N and LPK 2 H and as an individual element or in block configuration (also in combination with LPK TR). (max. 12 poles in a row).

## Disconnect element

LPA TR LPK TR



**Pitch 5,08 mm**

Type/Cat.No.	Qty.
LPA TR STI 3.2 OR	
<b>149546</b>	50
LPA TR STI 4.5 OR	
<b>149556</b>	50

The LPA TR can be mounted on the printed circuit board in connection with LPA 1, LPA TOP 1 90°-version, LP 5.08/.../90, and LPP 5.08/.../90 and as an individual element or in block configuration (also in combination with LPA SI). (max. 24 poles in a row).

**Pitch 5,08 mm**

Type/Cat.No.	Qty.
LPK TR STI 3.2 OR	
<b>149576</b>	50
LPK TR STI 4.5 OR	
<b>149566</b>	50

The LPK TR can be mounted on the printed circuit board in connection with LPK 3, LPK 2 N and LPK 2 H and as an individual element or in block configuration (also in connection with LPK TR). (max. 24 poles in a row).

## Function indicator

LPA FA LPA FA BZ

Function indicator with Marker carrier



**Pitch 5,08 mm**

Type/Cat.No.	No. of poles	Qty.
LPA FA2	2	50
<b>149596</b>		
LPA FA3	3	50
<b>149606</b>		

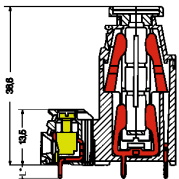
The function indicators can be fitted directly onto LPA 1, LPA 2, LPA TOP 1 (180°-version), LP 5.08/.../90, and LPP 5.08/.../90.

**Pitch 5,08 mm**

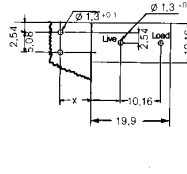
Type/Cat.No.	No. of poles	Qty.
LPA FA2 BZ	2	50
<b>149616</b>		
LPA FA3 BZ	3	50
<b>149626</b>		

The function indicators can be fitted directly onto LPA 1, LPA 2, LPA TOP 1 (180°-version), LP 5.08/.../90, and LPP 5.08/.../90.

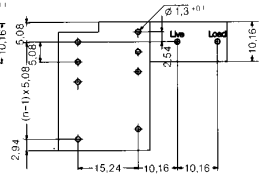
### LPA SI (with LPA 1)



Pin layout LPA SI

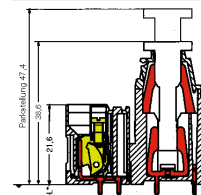


Pin layout LPK SI

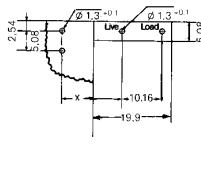


in connection with	Dimension (mm)
LPA 1	15,24
LPA TOP 1	10,16
LP 5.08/.../90	12,84
LPP 5.08/.../90	15,24

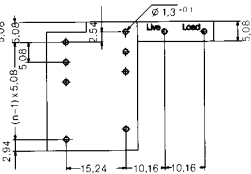
### LPA TR (with LPA TOP 1)



Pin layout LPA TR



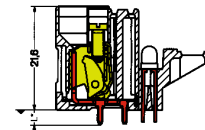
Pin layout LPK TR



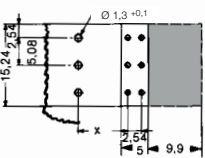
in connection with	Dimension (mm)
LPA 1	15,24
LPA TOP 1	10,16
LP 5.08/.../90	12,84
LPP 5.08/.../90	15,24

### LPA FA BZ as shown (with LPA TOP 1 180°-Ausf.)

Dimensions of LED for use in LPA FA



Pin layout LPA FA



Space requirement of tag carriers

in connection with	Dimension (mm)	
	X	Y
LPA 1 and LPA 2	8,89	10,16
LPA TOP 1	3,81	5,08
LP 5.08/.../90	7,75	6,48
LPP 5.08/.../90	8,89	10,16

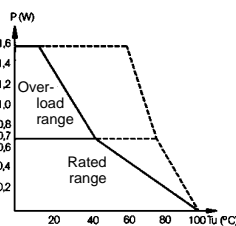
### VDE rated data

Rated current (Tu = 20 °C)	6,3 A
Rated voltage to VDE 0110 1.89	250 V
Rated impulse voltage	4 kV
Pollution severity	3
Test voltage	2,0 kV-
Load capacity of the fuse elements to VDE 0820	

### VDE rated data

Rated current (Tu = 20 °C)	10 A
Rated voltage to VDE 0110 1.89250 V	
Rated impulse voltage	4 kV
Pollution severity	3
Test voltage	2,0 kV-

Temperature-rise test  
 - - - of individual element  
 — of block  
 G-fuse inserts: 5 x 20 or 5 x 25 with 6.3 A/1.6 W DIN 0820.  
 VDE 0820 does not specify a temperature-rise test on a block.  
 A single fuse element is tested with a max. power loss of 1.6 W, the rest are tested in the rated load range.




\* L = Solder pin length



**Fuse element**

LPK N FA / LPK H FA      LPK N FA BZ / LPK H FA BZ

Function indicator with tag carrier



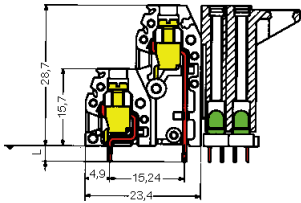
Pitch 5,08 mm

Pitch 5,08 mm

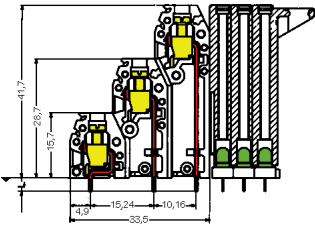
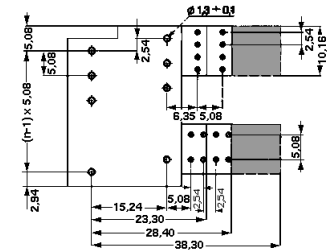
Type/Cat.No.	No. of poles	Qty.	Type/Cat.No.	No. of poles	Qty.
LPKN FA2	2	100	LPKN FA2 BZ	2	100
<b>149646</b>			<b>149666</b>		
LPKN FA3	3	100	LPKN FA3 BZ	3	100
<b>149656</b>			<b>149676</b>		
LPKH FA2	2	100	LPKH FA2 BZ	2	100
<b>149686</b>			<b>149706</b>		
LPKH FA3	3	100	LPKH FA3 BZ	3	100
<b>149696</b>			<b>149716</b>		

The single or multiple row attachable function indicators can be latched onto LPK 2N (LPK N...) or LPK 2H and LPK (LPKH...).

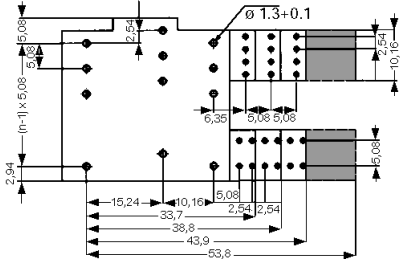
The single row attachable function indicators can be latched onto LPK 2N (LPK N...) or LPK 2H and LPK (LPKH...).



Pin layout LPK N ...



Pin layout LPK H ...

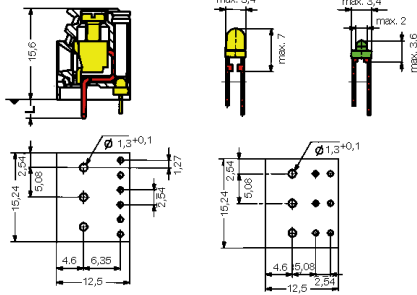


**LPAH LL**

LPA 1 - LED direct in test plug  
LPA 1 H - Small LED under the test plug.-

An LPAH LL is used here

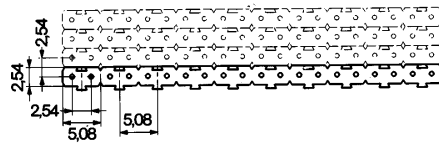
Dimensions of the LEDs for use in LPA 1      LPA 1/H



Type	Cat.No.	Qty.
LPAH LL	<b>149636</b>	50

**Mounting note**

A plastic perforated strip is required for positioning the LED. This is placed on the printed circuit board below the LPK N FA and LPK H FA. The dimensions of the LEDs are the same as those for PA FA.



Type	Cat.No.
Punched strip (50 x Pitch 2.54)	<b>149746</b>

Fields can be created from the individual strip.

**Tag carrier**

LPA BZ



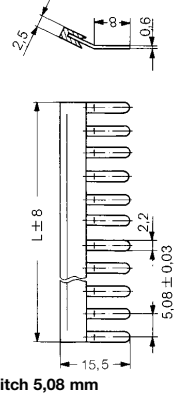
Pitch 5,08 mm

Type	Cat.No.	Poles	Qty.
LPA BZ 2	<b>149726</b>	2	100
LPA BZ 3	<b>149736</b>	3	100

The tag carriers can be fitted directly onto LPA 1, LPA 2, LPA TOP 1, LP 5.08/.../90, LPP 5.08/.../90, LP2N 5.08, LP2H and LP3R.

**Additional accessories**

**Cross-connection**



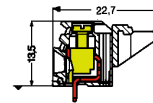
Pitch 5,08 mm

Type	Cat.No.	Qty.
LPA QB 2	<b>147220</b>	50
LPA QB 3	<b>147230</b>	50
LPA QB 4	<b>147240</b>	50
LPA QB 10	<b>147250</b>	20
LPA QB 24	<b>147260</b>	20

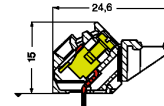
**Test plug**

Type	Cat.No.	Qty.
PS 2.0	<b>031000</b>	20

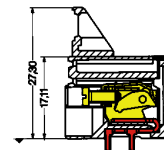
LPA BZ shown with: LPA1



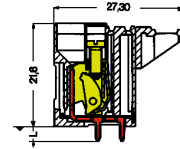
LPA2



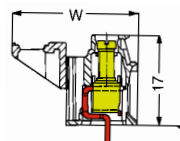
LPA TOP1/.../90



LPA TOP1/.../180



LPP 5.08/.../90




in connection with	W
LP 5.08/.../90	21,2
LPP 5.08/.../90	23,6

\*see section 8/markers for other versions

## GS 5/GSD 5

• Screw connection max. 1,5 mm<sup>2</sup>

[查询"151386"供应商](#)



Material data	
Insulation	
Colour	
Flammability class	
Characteristic system value	
Pitch GS 5	mm
	5,08
Pitch GSD 5	mm
	5,08
	5,00 (max. 16 poles in a row)
Mounting hole	ø mm
	1,3 +0,1
Insulation stripping length	mm
	7
Clamping screw	M
	2,5

Clampable conductors	
Max. clamping range	mm <sup>2</sup>
solid H 05 (07) V-U	0,13...1,5
flexible H 05 (07) V-K	0,5...1,5
with ferrules	0,5...1,5
to DIN 46228/1	0,5...1,5
with plastic collar to DIN 46228/4	0,5...1,5
AWG-conductor	26...16
Gauge pin to EN 60947-1/7.92	Dimension
	A 1

VDE rated data	
Rated cross-section	mm <sup>2</sup>
Rated current	A
Rated voltage to VDE 0110 1.89	V
Rated impulse voltage	kV
Pollution severity	
Test torque/Rated torque	Nm

UL rated data	
Rated voltage, industrial	V
Rated current	A
Conductor sizes	

Tightening torque	
Screwdriver Type SD/SDI***	

### Approvals

For the mounting of PCBs, it should be noted that the rated data given in the catalogue relate only to the connection elements. The necessary creepage and clearance paths must be observed in connection with the respective application in accordance with VDE 0110.

The current-carrying capacity of PCBs is to be determined according to DIN IEC 326 P.3.

Accessories	
Cross-connection	
Marking material**	

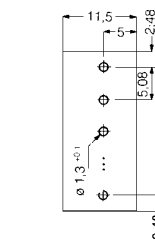
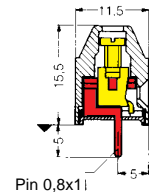

PA 66	
orange*	
UL 94 V2	

GS 5	GSD 5
1,5	1,5
16	13
125	250
2,5	4
3	3
0,4	0,4
150	150
15	15
22...14	24...14

List on request

Type	Cat.No.	Qty./Sheets
LPA QB 2	147220	50
LPA QB 4	147240	50
LPA QB 10	147250	20
LPA QB 24	147260	20
KSW 4 18/5 1-8	163017 0001	100
KSW 4 12/5 1-12	163013 0001	100
KSW < 100 mm blank	162999 0001	100

## GS 5/2 ... 10

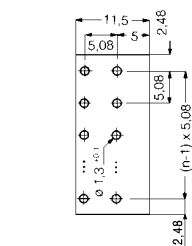
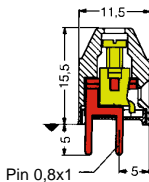



Pitch 5,08 mm

One solder pin per pole

No. of poles	Type	Cat.No.	Qty.
2	GS 5/2 1STI OR	048806	100
3	GS 5/3 1STI OR	048816	100
4	GS 5/4 1STI OR	048826	100
10	GS 5/10 1STI OR	048836	50

## GS 5/2 ... 10



Pitch 5,08 mm

two solder pins per pole

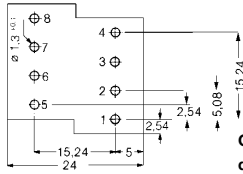
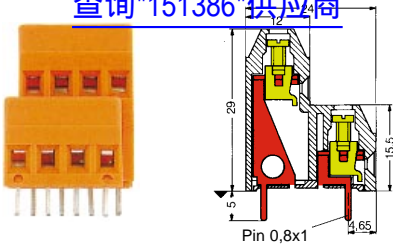
No. of poles	Type	Cat.No.	Qty.
2	GS 5/2 2STI OR	041096	100
3	GS 5/3 2STI OR	041086	100
4	GS 5/4 2STI OR	043826	100
10	GS 5/10 2STI OR	045966	50

\* Other colours on request

\*\* See section 8/markers for other versions  
\*\*\* See section 9/tools for other versions

**GSD 5/8**

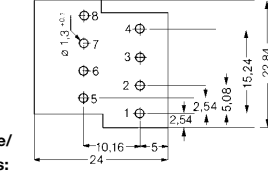
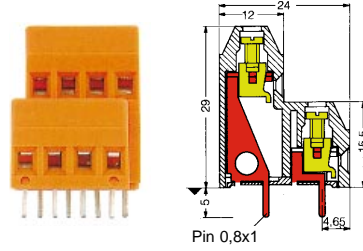
[查询"151386"供应商](#)



**One solder pin per pole/  
distance between rows:  
15.24**

No. of poles	Type	Cat.No.	Qty.
8	GSD 5/8 1STI/2 OR	<b>063176</b>	50

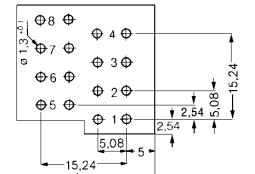
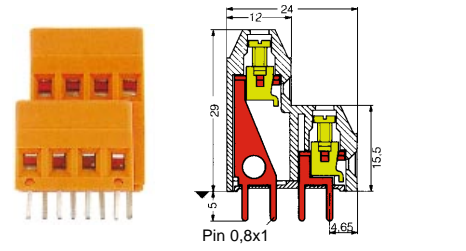
**GSD 5/8**



**One solder pin per pole/  
distance between rows:  
15.24**

No. of poles	Type	Cat.No.	Qty.
8	GSD 5/8 1STI/1 OR	<b>055556</b>	50

**GSD 5/8**



**Two solder pins per pole**

No. of poles	Type	Cat.No.	Qty.
8	GSD 5/8 2STI OR	<b>046406</b>	50

## MK 8 and MK 7.5

- Screw connection max 1.5 mm<sup>2</sup>

[查询"151386"供应商](#)



No. of poles	Type	Cat.No.	Qty.
2	MK 8/2 OR	<b>033206</b>	200
3	MK 8/3 OR	<b>030786</b>	100
4	MK 8/4 OR	<b>030776</b>	100
10	MK 8/10 OR	<b>030266</b>	50

<b>Material data</b>	
Insulation	PA 66
Colour	orange*
Flammability class	UL 94 V2

<b>Characteristic system value</b>	
Pitch MK 8	mm
	mm
	mm
	mm
	mm
Pitch MK 7.5	mm
	mm
Mounting hole	ø mm
Insulation stripping length	mm
Clamping screw	M

<b>Clampable conductors</b>	
Max. clamping range	mm <sup>2</sup>
solid H05(07)V-U	mm <sup>2</sup>
flexible H05(07)V-K	mm <sup>2</sup>
with ferrules	
to DIN 46228/1	mm <sup>2</sup>
with plastic collar to DIN 46228/4	mm <sup>2</sup>
AWG-conductor	
Gauge pin to EN 60947-1/7.92	Dimension

<b>VDE rated data</b>	
Rated cross-section	mm <sup>2</sup>
Rated current	A
Rated voltage to VDE 0110 1.89	V
Rated impulse voltage	kV
Pollution severity	
Test torque/Rated torque	Nm

<b>UL rated data</b>	
Rated voltage, industrial	V
Rated current	A
Conductor sizes	

<b>Tightening torque</b>	
Screwdriver Type SD/SDI****	

### Approvals

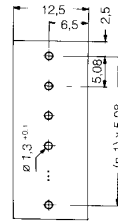
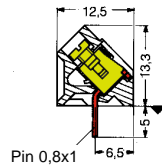

When mounting on a PCB please note that the rated data given in the catalogue refer only to the connection elements. IN accordance with the VDE 0110 specifications the necessary creepage distances appropriate to the application have to be maintained.

### Accessories

Cross-connection	
Marking material**	

\* Other colours on request  
\*\* See section 8/markers for other versions

## MK 8/2 ... 10



<b>Pitch 5,08 mm</b>			
No. of poles	Type	Cat.No.	Qty.
2	MK 8/2 OR	<b>033206</b>	200
3	MK 8/3 OR	<b>030786</b>	100
4	MK 8/4 OR	<b>030776</b>	100
10	MK 8/10 OR	<b>030266</b>	50

Insulation	PA 66
Colour	orange*
Flammability class	UL 94 V2

Pitch MK 8	mm
	mm
	mm
	mm
	mm
Pitch MK 7.5	mm
	mm
Mounting hole	ø mm
Insulation stripping length	mm
Clamping screw	M

Max. clamping range	mm <sup>2</sup>
solid H05(07)V-U	mm <sup>2</sup>
flexible H05(07)V-K	mm <sup>2</sup>
with ferrules	
to DIN 46228/1	mm <sup>2</sup>
with plastic collar to DIN 46228/4	mm <sup>2</sup>
AWG-conductor	
Gauge pin to EN 60947-1/7.92	Dimension

<b>VDE rated data</b>	
Rated cross-section	mm <sup>2</sup>
Rated current	A
Rated voltage to VDE 0110 1.89	V
Rated impulse voltage	kV
Pollution severity	
Test torque/Rated torque	Nm

<b>UL rated data</b>	
Rated voltage, industrial	V
Rated current	A
Conductor sizes	

<b>Tightening torque</b>	
Screwdriver Type SD/SDI****	

### Approvals

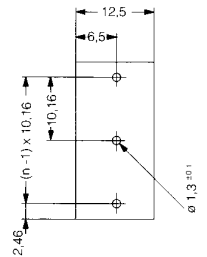
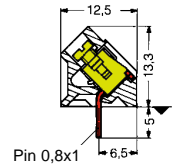

List on request

In determining the current load, please comply with DIN IEC 326 T.3.

Type	Cat.No.	Qty./Sheets
LPA QB 2	<b>147220</b>	50
LPA QB 4	<b>147240</b>	50
LPA QB 10	<b>147250</b>	20
LPA QB 24	<b>147260</b>	20
KSW 2.5 15/5.08 1-15 x 10	<b>163006 0001</b>	100
KSW 2.5 15/5.08 1-150	<b>163005 0001</b>	100

\*\*\* Spacing and creepage distances have to be adhered to for connected external poles when mounting in rows.

## MK 8/3/2 ... 10/5



<b>Pitch 10,16 mm</b>			
No. of poles	Type	Cat.No.	Qty.
2	MK 8/3/2 OR	<b>032996</b>	100
4	MK 8/4/2 OR	<b>033006</b>	100
5	MK 8/10/5 OR	<b>017616</b>	50

Insulation	PA 66
Colour	orange*
Flammability class	UL 94 V2

Pitch MK 8	mm
	mm
	mm
	mm
	mm
Pitch MK 7.5	mm
	mm
Mounting hole	ø mm
Insulation stripping length	mm
Clamping screw	M

Max. clamping range	mm <sup>2</sup>
solid H05(07)V-U	mm <sup>2</sup>
flexible H05(07)V-K	mm <sup>2</sup>
with ferrules	
to DIN 46228/1	mm <sup>2</sup>
with plastic collar to DIN 46228/4	mm <sup>2</sup>
AWG-conductor	
Gauge pin to EN 60947-1/7.92	Dimension

<b>VDE rated data</b>	
Rated cross-section	mm <sup>2</sup>
Rated current	A
Rated voltage to VDE 0110 1.89	V
Rated impulse voltage	kV
Pollution severity	
Test torque/Rated torque	Nm

<b>UL rated data</b>	
Rated voltage, industrial	V
Rated current	A
Conductor sizes	

<b>Tightening torque</b>	
Screwdriver Type SD/SDI****	

### Approvals

List on request

In determining the current load, please comply with DIN IEC 326 T.3.


Type	Cat.No.	Qty./Sheets
LPA QB 2	<b>147220</b>	50
LPA QB 4	<b>147240</b>	50
LPA QB 10	<b>147250</b>	20
LPA QB 24	<b>147260</b>	20
KSW 2.5 15/5.08 1-15 x 10	<b>163006 0001</b>	100
KSW 2.5 15/5.08 1-150	<b>163005 0001</b>	100

\*\*\*\* See section 9/tools for other versions

**Printed circuit board terminal system  
TOP 1.5 GS**

- Screw connection max. 1.5 mm<sup>2</sup>

**Technical data**



**Material data**

Insulation  
Colour  
Flammability class

**Characteristic system value**

Pitch Single poles joined  
Pitch Block construction  
Mounting hole  
Insulation stripping length  
Clamping screw

**Clampable conductors**

Max. clamping range  
solid H07V-U  
flexible H07V-K  
with ferrules  
to DIN 46228/1  
with plastic collar to DIN 46228/4  
AWG-conductor

**VDE rated data**

Rated cross-section  
Rated current  
Rated voltage to VDE 0110 1.89  
Rated impulse voltage  
Pollution severity  
Test torque/Rated torque

**UL rated data**

Rated voltage, industrial/commercial  
Rated current  
Conductor sizes

**Tightening torque**

Screwdriver Type SD/SDI\*\*\*

**Approvals**

For the mounting of PCBs, it should be noted that the rated data given in the catalogue relate only to the connection elements. The necessary creepage and clearance paths must be observed in connection with the respective applicants in accordance to VDE 0110.

The current-carrying capacity of PBCs is to be determined according to DIN IEC 326 P.3.

**Mounting note:**

To cover the tolerances between connecting elements and printed circuit boards, we recommend the fitting of max. 35 poles. A half pitch should then be allowed.

\* Other colours on request  
\*\* See section 8/markers for other versions

**TOP 1.5 GS**

PA 66  
orange\*  
UL 94 V2

5,08  
5,00 (s. mounting note)  
7,62 (max. 12 poles in a row)  
7,50 (max. 12 poles in a row)  
5,08 (s. mounting note)  
5,00 (max. 4 poles in a row)

1,3 +0,1  
10  
2,5

0,13...2,5  
0,5...2,5  
0,5...1,5

0,5...1,5  
0,5...1,5  
26...14

Dimension	A 1	
	Pitch 5,08	Pitch 7,62
Rated cross-section	1,5	1,5
Rated current	16	16
Rated voltage to VDE 0110 1.89	250	400
Rated impulse voltage	4	6
Pollution severity	3	3
Test torque/Rated torque	0,4	0,4

300/250  
10  
26...14

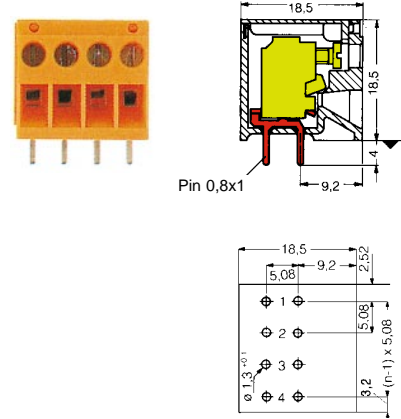
List on request

**Accessories**

Mounting bracket  
Cover plate/intermediate plate  
Marking material\*\*

\*\*\* See section 9/tools for other versions

**TOP 1.5 GS/2 ... 4  
Block construction 90°**

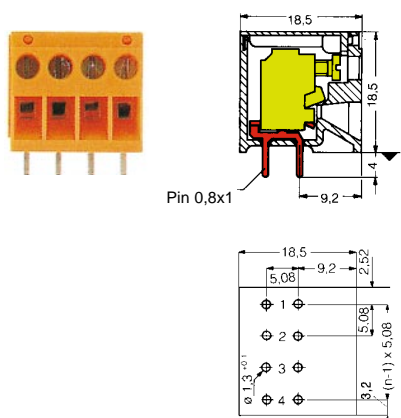


**Pitch 5,08 mm/two solder pins per pole**

No. of poles	Type	Cat.No.	Qty.
2	TOP1.5GS2 2STI OR	<b>048886</b>	100
3	TOP1.5GS3 2STI OR	<b>048896</b>	100
4	TOP1.5GS4 2STI OR	<b>048906</b>	100

The TOP 1.5 GS terminal blocks can be joined together to form blocks of up to 24 poles.

**TOP 1.5 GS/2 ... 4  
Block construction 90°**



**Pitch 5,08 mm/one solder pin per pole**

No. of poles	Type	Cat.No.	Qty.
2	TOP1.5GS2 1STI OR	<b>048856</b>	100
3	TOP1.5GS3 1STI OR	<b>048866</b>	100
4	TOP1.5GS4 1STI OR	<b>048876</b>	100

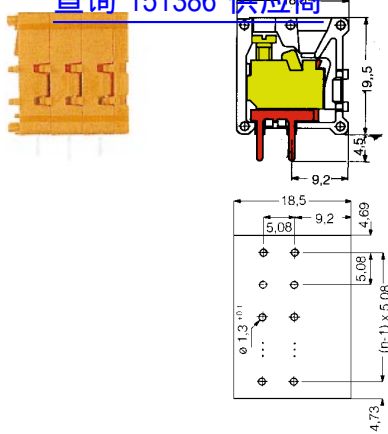
The TOP 1.5 GS terminal blocks can be joined together to form blocks of up to 24 poles.

Type	Cat.No.	Qty.
-		
-		
KSW 2.5 15/5.08 1-15 x 10	<b>163006 0001</b>	100
KSW 2.5 15/5.08 1-150	<b>163005 0001</b>	100

### TOP 1.5 GS/2 ... 20

Single poles joined 180°

查询"151386"供应商



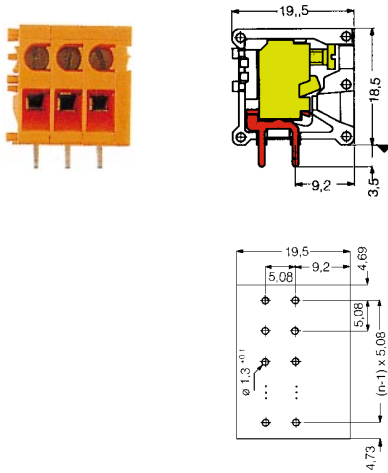
Pitch 5,08 mm

No. of poles	Type	Cat.No.	Qty.
2	TOP1.5GS2/180 5 2STI OR	<b>056996</b>	100
3	TOP1.5GS3/180 5 2STI OR	<b>057016</b>	100
4	TOP1.5GS4/180 5 2STI OR	<b>057036</b>	50
5	TOP1.5GS5/180 5 2STI OR	<b>059736</b>	50
8	TOP1.5GS8/180 5 2STI OR	<b>147456</b>	25
10	TOP1.5GS10/180 5 2STI OR	<b>057056</b>	20
16	TOP1.5GS16/180 5 2STI OR	<b>057076</b>	20
20	TOP1.5GS20/180 5 2STI OR	<b>059866</b>	20

One solder pin per pole on request  
Other numbers of poles on request

### TOP 1.5 GS/2 ... 16

Single poles joined 90°



Pitch 5,08 mm

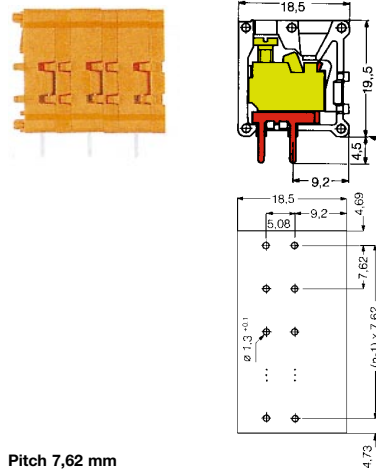
No. of poles	Type	Cat.No.	Qty.
2	TOP1.5GS2/90 5 2STI OR	<b>064196</b>	100
3	TOP1.5GS3/90 5 2STI OR	<b>064206</b>	100
4	TOP1.5GS4/90 5 2STI OR	<b>064216</b>	50
10	TOP1.5GS10/90 5 2STI OR	<b>064226</b>	20
16	TOP1.5GS16/90 5 2STI OR	<b>064236</b>	20

One solder pin per pole on request  
Other numbers of poles on request

Type	Cat.No.	Qty./Sheets
See right-hand column		
TOP1.5GS AP/ZP OR	<b>056976</b>	50
KSW 2.5 15/5.08 1-15 x 10	<b>163006 0001</b>	100
KSW 2.5 15/5.08 1-150	<b>163005 0001</b>	100
KSW 2.5 15/5.08 151-300	<b>163005 0151</b>	100
KSW 2.5 15/5.08 301-450	<b>163005 0301</b>	100

### TOP 1.5 GS/2 ... 10

Single poles joined 180°



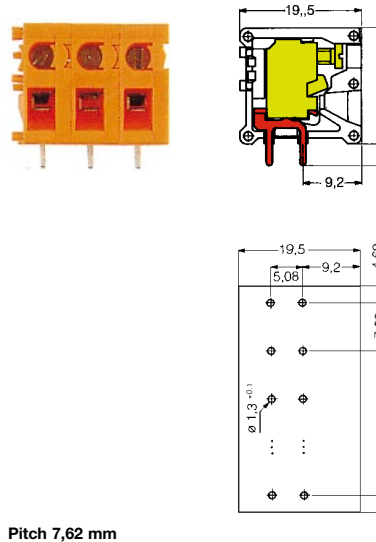
Pitch 7,62 mm

No. of poles	Type	Cat.No.	Qty.
2	TOP1.5GS2/180 7 2STI OR	<b>039136</b>	100
3	TOP1.5GS3/180 7 2STI OR	<b>039146</b>	50
4	TOP1.5GS4/180 7 2STI OR	<b>039156</b>	50
8	TOP1.5GS8/180 7 2STI OR	<b>057096</b>	20
10	TOP1.5GS10/180 7 2STI OR	<b>057116</b>	20

One solder pin per pole on request  
Other numbers of poles on request

### TOP 1.5 GS/2 ... 10

Single poles joined 90°



Pitch 7,62 mm


No. of poles	Type	Cat.No.	Qty.
2	TOP1.5GS2/90 7 2STI OR	<b>039336</b>	100
8	TOP1.5GS8/90 7 2STI OR	<b>064246</b>	20
10	TOP1.5GS10/90 7 2STI OR	<b>064256</b>	20

One solder pin per pole on request  
Other numbers of poles on request

Type	Cat.No.	Qty./Sheets
See right-hand column		
TOP1.5GS AP/ZP OR	<b>056976</b>	50
KSW 2.5 10/7.5 1-10 x 10	<b>163004 0001</b>	100

### TOP 1.5 GS BB

Mounting bracket

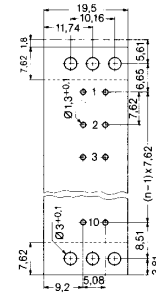


Type	Cat.No.	Qty.
TOP1.5GS BB OR	<b>153986</b>	20

For attaching to PLC terminals Type TOP1.5GS built from single poles, to screw these to the PCB board. Screw  $\varnothing$  2,9x19

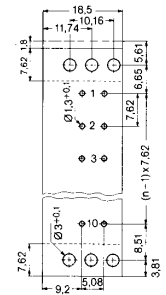
Pin layout

with TOP1.5GS 90°  
Pitch 7,62 mm



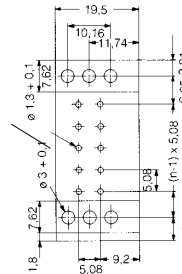
Pin layout

with TOP1.5GS 180°  
Pitch 7,62 mm



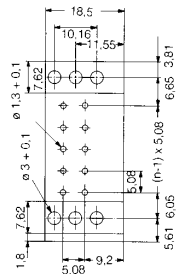
Pin layout

with TOP1.5GS 90°  
Pitch 5,08 mm



Pin layout

with TOP1.5GS 180°  
Pitch 5,08 mm



Note: Distance EEx i/EEx i is 6 mm  
Set at 50 mm to PCB for EEx e/EEx i  
Part registration No. BVS 89 B 7001 U

### TOP1.5 GS for EN 50019 EEx e

May only be used with mounting brackets

type TOP 1.5 GS BB on both sides

Pitch 7,62 mm max. 12 poles in a row

No. of poles	Type	Cat.No.	Qty.
1	TOP1.5GS180ES 7 2STI SO	<b>153616</b>	100
1	TOP1.5GS90ES 7 2STI SO	<b>153976</b>	100

### TOP1.5 GS for EN 50020 EEx i


Pitch 7,62 mm max. 12 poles in a row

No. of poles	Type	Cat.No.	Qty.
1	TOP1.5GS180ES 7 2STI SO	<b>153616</b>	100
1	TOP1.5GS90ES 7 2STI SO	<b>153978</b>	100

Technical data	EEx e	EEx i
Cross-section (mm <sup>2</sup> ):	1.5	1.5
Current (A):	16	-
Voltage (V):	250	90

**Printed circuit board terminals  
press-in system  
LPA1E** [查询"151386"供应商](#)

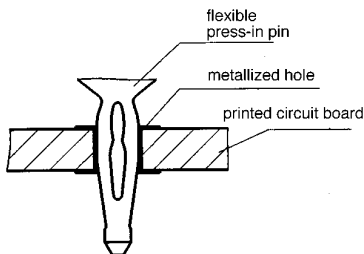
- Screw connection max. 1,5 mm<sup>2</sup>



The LPA1E printed circuit board terminal uniquely combines the advantages of the elastic press-fit technique and the screw connection of the conductor:

- Conductor connection is durable, electro-corrosion-resistant, gas-tight
- Easy, low-cost installation
- Helps avoid soldering problems (bridges) with a high density of connections
- Fully automatic component insertion in the printed printed circuit board on one or both sides
- No pollution due to solder and cleaning agent vapours

An elastic press-fit pin to DIN 41611, Part 5, together with with the proven Weidmüller clamping yoke system makes the reliable connection the conductor and the printed circuit board.

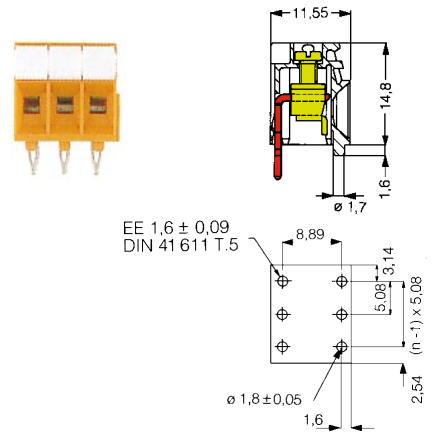


The elastic Varipin® press-fit profile used, has already proven itself in various uses with DIN connectors. It offers considerable advantages over comparable rigid press-fit pins:

- Low press-fit force
- Low deformation of the plated contact hole
- low loading of printed circuit board
- Durable spring action for reliable contact
- Non-critical tolerances of the metal-plated holes in the printed circuit board

Plastic pegs on the terminal base also provide for firm seating on the printed circuit board.

**LPA1/2 ... 3E**



**Pitch 5,08 mm**

No. of poles	Type	Cat.No.	Qty.
2	LPA1/2 E 5.08 OR	<b>149256</b>	100
3	LPA1/3 E 5.08 OR	<b>149257</b>	100

Other numbers of poles on request

Two and three-pole LPA1E terminal blocks can be joined together to form terminal strips up to 24 poles.

PA 66

orange\*

UL 94 V2

5,08

EE 1,6 AC Varipin®

1,6 ± 0,09

1,8 ± 0,05

1,6...3,2

7

2,5

0,13...2,5

0,5...2,5

0,5...2,5

0,5...1,5

0,5...1,5

26...14

A 1

1,5

12

125

2,5

3

2,0

0,4

300/250

10

22...14

0,5

2

List on request

**Accessories**

QB cross connection bridge see page 5/70

Marking material DEK 5 see page 5/70

Tools see page 5/79


Material data	
Insulation	
Colour	
Flammability class	
Characteristic system value	
Pitch	mm
Press-in pin to DIN 41611 T. 5	mm
Mounting hole	ø mm
Fixing hole	ø mm
Rated thickness of printed circuit board	mm
Insulation stripping length	mm
Clamping screw	M
Clampable conductors	
Max. clamping range	mm <sup>2</sup>
solid HO5(O7)V-U	mm <sup>2</sup>
flexible HO5(O7)V-K with ferrules	mm <sup>2</sup>
to DIN 46228/1	mm <sup>2</sup>
with plastic collar to DIN 46228/4	mm <sup>2</sup>
AWG-conductor	
Gauge pin to EN 60947-1/7.92	Dimension

VDE rated data	
Rated cross-section	mm <sup>2</sup>
Rated current (T <sub>u</sub> = 20°C)	A
Rated voltage	
to VDE 0110 1.89	V
Rated impulse voltage	kV
Pollution severity	
Test voltage	kV~
Test torque/Rated torque	Nm

UL rated data	
Rated voltage, industrial	V
Rated current	A
Conductor sizes	

Tightening torque	
Screwdriver Type SD/SDI**	

Approvals	

For the mounting of PCBs, it should be noted that the rated data given in the catalogue relate only to the connecting elements. The necessary creepage and clearance paths must be observed in connection with the respective application in accordance with VDE 0110.

The current-carrying capacity of PCBs is to be determined according to DIN IEC 326 P.3.


Varipin® is a registered trademark of the Elco company

\* Other colours on request

\*\* See section 9/tools for other versions

## Printed circuit board terminals press-in system LPE

- Screw connection max. 2,5 mm<sup>2</sup>




### Material data

Insulation	
Colour	
Flammability class	

### Characteristic system values

Pitch	mm
	mm
	mm
	mm
	mm
Press-in pin to DIN 41611 T. 5	mm
Mounting hole	ø mm
Fixing hole	ø mm
Rated thickness of printed circuit board	mm
Insulation stripping length	mm
Clamping screw	M
<b>Clampable conductors</b>	
Max. clamping range	mm <sup>2</sup>
solid HO5(O7)V-U	mm <sup>2</sup>
flexible HO5(O7)V-K	mm <sup>2</sup>
with ferrules	
to DIN 46228/1	mm <sup>2</sup>
with plastic collar to DIN 46228/4	mm <sup>2</sup>
AWG-conductor	
Gauge pin to EN 60947-1/7.92	Dimension

### VDE rated data

Rated cross-section	mm <sup>2</sup>
Rated current (T <sub>u</sub> = 20°C)	A
Rated voltage to VDE 0110 1.89	V
Rated impulse voltage	kV
Pollution severity	
Test torque/Rated torque	Nm

### UL rated data

Rated voltage, industrial	V
Rated current	A
Conductor sizes	

### Tightening torque

Screwdriver Type SD/SDI***	
----------------------------	--

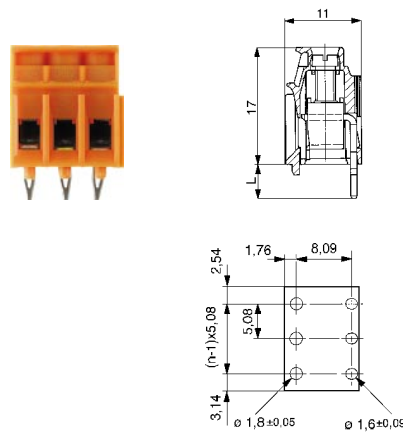
### Approvals

For the mounting of PCBs, it should be noted that the rated data given in the catalogue relate only to the connection elements. The necessary creepage and clearance paths must be observed in connection with the respectable application in accordance with VDE 0110.

The current-carrying capacity is to be determined according to DIN IEC 326 P.3.  
The tension clamp was tested for a torque of 0,8Nm and thus complies with the new DIN EN 60999.

Varipin® is a registered trademark of the Elco company

## LPE 5.08/2 ... 3/90



Pitch 5,08 mm		Cat.No.	Qty.
2	LPE 5.08/2/90	160286	50
3	LPE 5.08/3/90	160288	50

Other numbers of poles on request  
Two and three-pole LPE 5.08 terminal blocks can be joined together to form terminal strips up to 24 poles.

PA 66
orange*
UL 94 V2

5,08
5,00
7,62
7,50
EE 1,6 AC Varipin®
1,6 ±0,09
1,8 ±0,05
1,6...3,2
0,5...4
0,5...4
0,5...2,5
-
26...12
A 3

### Pitch 5.8 / 5.00

2,5
12
125
2,5
3

### Pitch 7.62 / 7.50

2,5
12
250
4
3
0,5
0,5

300
10
26 ... 12

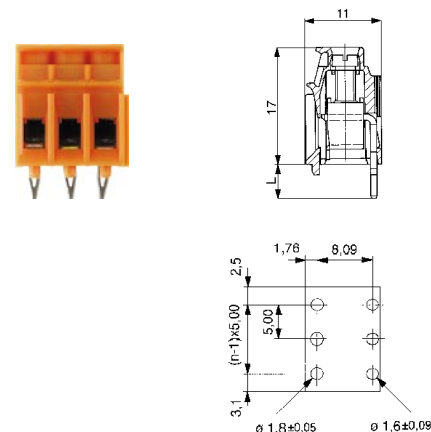
applied

### Accessories

QB cross connection bridge see page 5/70  
Marking material DEK 5 see page 5/70  
Tools see page 5/79

\* Other colours on request  
\*\* Other numbers of poles on request  
\*\*\* See section 9/tools for other versions

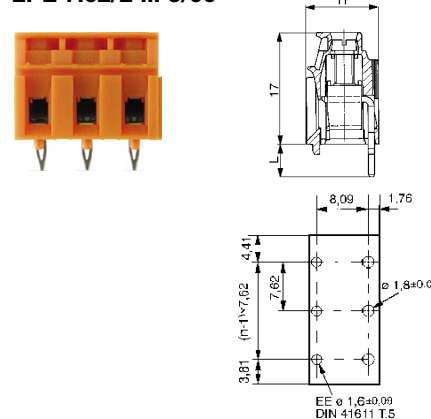
## LPE 5.00/2 ... 3/90



Pitch 5,00 mm		Cat.No.	Qty.
2	LPE 5.00/2/90	160285	50
3	LPE 5.00/3/90	160287	50

Other numbers of poles on request  
Two and three-pole LPE 5.00 terminal blocks can be joined together to form terminal strips up to 24 poles.

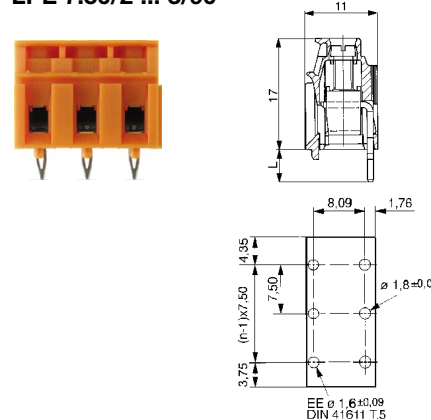
## LPE 7.62/2 ... 3/90



Pitch 7,62 mm		Cat.No.	Qty.
2	LPE 7.62/2/90	160290	5
3	LPE 7.62/3/90	160292	50

Other numbers of poles on request  
Two and three-pole LPE 7.62 terminal blocks can be joined together to form terminal strips up to 16 poles.

## LPE 7.50/2 ... 3/90



Pitch 7,50 mm		Cat.No.	Qty.
2	LPE 7.50/2/90	160289	5
3	LPE 7.50/3/90	160291	50

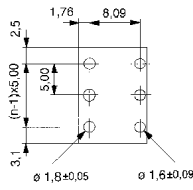
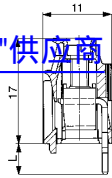
Other numbers of poles on request  
Two and three-pole LPE 7.50 terminal blocks can be joined together to form terminal strips up to 16 poles.



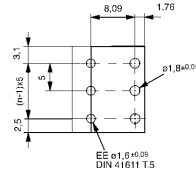
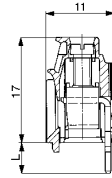
**LPPE 5.08/2 ... 3/90**



查询"151386"供应商



**LPPE 5.00/2 ... 3/90**



**Pitch 5,08 mm**

No. of poles	Type	Cat.No.	Qty.
2	LPPE 5.08/2/90	<b>167421</b>	50
3	LPPE 5.08/3/90	<b>167423</b>	50

Other numbers of poles on request

Two and three-pole LPPE 5.08 terminal blocks can be joined together to form terminal strips up to 24 poles.

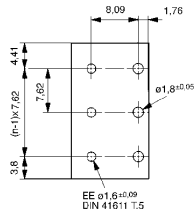
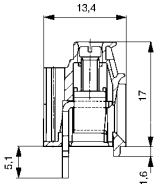
**Pitch 5,00 mm**

No. of poles	Type	Cat.No.	Qty.
2	LPPE 5.00/2/90	<b>167422</b>	50
3	LPPE 5.00/3/90	<b>167424</b>	50

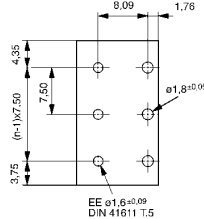
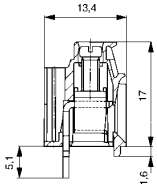
Other numbers of poles on request

Two and three-pole LPPE 5.00 terminal blocks can be joined together to form terminal strips up to 24 poles.

**LPPE 7.62/2 ... 3/90**



**LPPE 7.50/2 ... 3/90**



**Pitch 7,62 mm**

No. of poles	Type	Cat.No.	Qty.
2	LPPE 7.62/2/90	<b>167425</b>	50
3	LPPE 7.62/3/90	<b>167427</b>	50

Other numbers of poles on request

Two and three-pole LPPE 7.62 terminal blocks can be joined together to form terminal strips up to 16 poles.

**Pitch 7,50 mm**


No. of poles	Type	Cat.No.	Qty.
2	LPPE 7.50/2/90	<b>167426</b>	50
3	LPPE 7.50/3/90	<b>167428</b>	50

Other numbers of poles on request

Two and three-pole LPPE 7.5 terminal blocks can be joined together to form terminal strips up to 16 poles.

**ET-PRESS**

[查询"151386"供应商](#)



Technical data		
Height	mm	385
Width	mm	200
Length	mm	350
Maximum opening depth	mm	160
Maximum working height	mm	110
Weight	ca. kg	18
Table size (rotatable 90°)	mm	200 x 150 mm
Locating hole in ram	ø mm	12
Stroke	mm	19
Maximum pressing force (tested)		10000 N
Spring constant		0.05 mm/1000 N
Total parallel deviation	mm	0.9 mm
Parallel deviation final 5 mm stroke	mm	± 0.01 mm
Amplification factor; pressing force/manual force		24

Ordering data	Type	Cat. No.	Qty.
	ET-PRESS	<b>161636</b>	1

Accessories	Type	Cat. No.	Qty.
Punch set for LPA1E	ET-PRESS SS1	<b>161637</b>	1
Punch set for SL 5.08E/180°	ET-PRESS SS2	<b>161638</b>	1
Punch set for SL 5.08E/90°	ET-PRESS SS3	<b>163853</b>	1
Punch set LPE	ET-PRESS SS 4	<b>163854</b>	1
Punch holder set	ET-PRESS SH	<b>162683</b>	1

The ET-PRESS bench press is a manual hand-lever press for use with Weidmüller printed circuit board terminals.

The advantages are:

- Accepts all printed circuit boards
- Easy adjustment to varying printed circuit board thickness
- Simple operation

The ET-PRESS, in conjunction with the punch holder set and corresponding press-fit, press-out punch sets, is a hand-lever operated press for pressing our range of press-fit components into printed circuit boards.


The pin blocks are pressed in by means of a special press-fit head. The printed circuit board terminals can easily be pressed into the terminal insulator by direct force transmission.

The press features a press table designed for universal printed circuit board application and laterally mounted press-fit and press-out punch magazine.

Accessories include special tools for adjusting and setting the press and also spacers for adjustment to the printed circuit board thickness. The ET-PRESS comes assembled (only hand-lever has to be screwed into the tapped hole provided) in a transport case with operating instructions.

## GSF5

- Faston terminal connection [查询151900 供应商](#)



Material data	
Insulation	PA 66
Colour	orange
Flammability class	UL 94 V0
Characteristic system value	
Pitch GSF5	5,08
	5.0 (max. 10-pole block, cannot be mounted in rows)
Mounting hole	ø mm 1,3 +0,1
Insulation stripping length	mm -
Clamping screw	M -
Clampable conductors	
Max. clamping range	mm <sup>2</sup> 0,25...2,5
solid H05(07)V-U	mm <sup>2</sup> -
flexible H05(07)V-K	mm <sup>2</sup> 0,25...2,5
Tab connector sleeves	mm <sup>2</sup> 1 x 6,3/2 x 2,8 (w/o insul. sleeve) 1 x 2,8
VDE rated data	
Rated cross-section	mm <sup>2</sup> 2,5
Rated current	A 14
Rated voltage to VDE 0110 1.89	V 200
With insulating sleeve	IH 6.3
Rated impulse voltage	kV 4
Pollution severity	3
UL rated data	
Rated voltage, industrial	V 300
Rated current	A 8

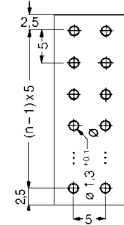
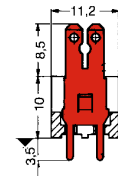

### Approvals

For the mounting of PCBs, it should be noted that the rated data given in the catalogue relates only to the connection elements. The necessary creepage and clearance paths must be observed in connection with the respective applicant in accordance with VDE 0110.

The current-carrying capacity is to be determined according to DIN IEC 326 P.3.

\*\* Do not use for new development

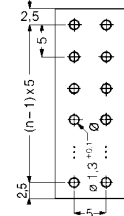
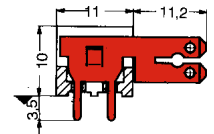
## GSF5/2 ... 10 180°



### Connector lug 0,8x6,3

No. of poles	Type	Cat.No.	Qty.
2	GSF5/2/180 6.3 2STI OR	<b>049086</b>	100
3	GSF5/3/180 6.3 2STI OR	<b>049096</b>	100
4	GSF5/4/180 6.3 2STI OR	<b>049106</b>	100
5	GSF5/5/180 6.3 2STI OR	<b>049116</b>	50
6	GSF5/6/180 6.3 2STI OR	<b>049126</b>	50
7	GSF5/7/180 6.3 2STI OR	<b>049136</b>	50
8	GSF5/8/180 6.3 2STI OR	<b>049146</b>	50
9	GSF5/9/180 6.3 2STI OR	<b>049156</b>	50
10	GSF5/10/180 6.3 2STI OR	<b>040936</b>	100

## GSF5/2 ... 10



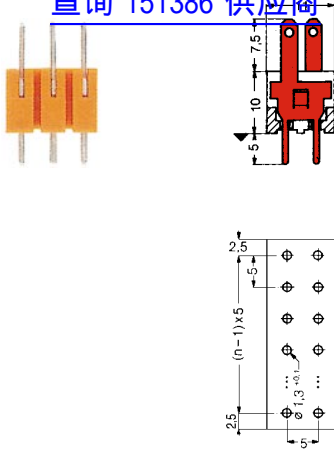
### Connector lug 0,8x6,3

No. of poles	Type	Cat.No.	Qty.
2	GSF5/2/90 6.3 2STI OR	<b>049676</b>	100
3	GSF5/3/90 6.3 2STI OR	<b>049686</b>	100
4	GSF5/4/90 6.3 2STI OR	<b>049696</b>	100
5	GSF5/5/90 6.3 2STI OR	<b>049706</b>	50
6	GSF5/6/90 6.3 2STI OR	<b>049716</b>	50
7	GSF5/7/90 6.3 2STI OR	<b>049726</b>	50
8	GSF5/8/90 6.3 2STI OR	<b>049736</b>	50
9	GSF5/9/90 6.3 2STI OR	<b>049746</b>	50
10	GSF5/10/90 6.3 2STI OR	<b>040946</b>	100

Type	Cat.No.	Qty.
Insulating sleeve	IH 6.3	<b>038626</b> 100

**GSF5/2 ... 10\*\***

180° [查询"151386"供应商](#)

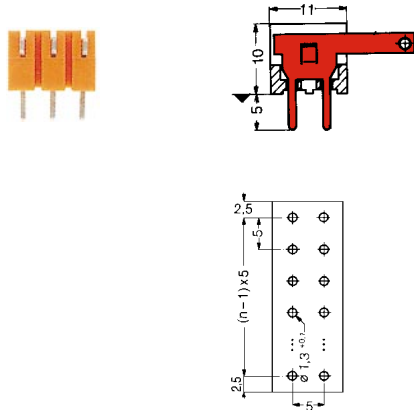


**Connector lug 0,8x 2,8**

No. of poles	Type	Cat.No.	Qty.
2	GSF5/2/180 2.8 2STI OR**	<b>047196</b>	100
3	GSF5/3/180 2.8 2STI OR**	<b>047206</b>	100
4	GSF5/4/180 2.8 2STI OR**	<b>047216</b>	100
5	GSF5/5/180 2.8 2STI OR**	<b>047226</b>	50
6	GSF5/6/180 2.8 2STI OR**	<b>047236</b>	50
7	GSF5/7/180 2.8 2STI OR**	<b>047246</b>	50
8	GSF5/8/180 2.8 2STI OR**	<b>047256</b>	50
9	GSF5/9/180 2.8 2STI OR**	<b>047516</b>	50
10	GSF5/10/180 2.8 2STI OR**	<b>040886</b>	100

**GSF5/2 ... 10\*\***

90°



**Connector lug 0,8x 2,8**

No. of poles	Type	Cat.No.	Qty.
2	GSF5/2/90 2.8 2STI OR**	<b>047266</b>	100
3	GSF5/3/90 2.8 2STI OR**	<b>047276</b>	100
4	GSF5/4/90 2.8 2STI OR**	<b>047286</b>	100
5	GSF5/5/90 2.8 2STI OR**	<b>047296</b>	50
6	GSF5/6/90 2.8 2STI OR**	<b>047306</b>	50
7	GSF5/7/90 2.8 2STI OR**	<b>047316</b>	50
8	GSF5/8/90 2.8 2STI OR**	<b>047326</b>	50
9	GSF5/9/90 2.8 2STI OR**	<b>047526</b>	50
10	GSF5/10/90 2.8 2STI OR**	<b>040896</b>	100

Type	Cat.No.	Qty.
IH 2.8	<b>038606</b>	100


Type	Cat.No.	Qty.
IH 2.8	<b>038606</b>	100

\*\*Do not use for new development

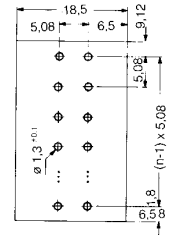
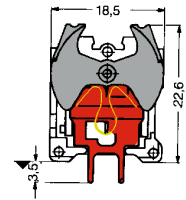
\*\*Do not use for new development

## DSG 1.5 / DSG 1.5 E

• Fast connection 供应商 191360 查询



## DSG 1.5/2...10\*\* 180°



### Material data

Insulation	PA 66
Colour	orange*
Flammability class	UL 94 V2

### Characteristic system values

Pitch	mm	5,08
	mm	5,00

### Mounting hole

Mounting hole	ø mm	1,3 +0,1
---------------	------	----------

### Insulation stripping length DSG 1.5

Insulation stripping length DSG 1.5	mm	12
-------------------------------------	----	----

### Insulation stripping length DSG 1.5 E

Insulation stripping length DSG 1.5 E	mm	10
---------------------------------------	----	----

### Clamping screw

Clamping screw	M	-
----------------	---	---

### Clampable conductors

Max. clamping range	mm <sup>2</sup>	0,13...2,5
---------------------	-----------------	------------

solid H05(07)V-U	mm <sup>2</sup>	0,5...2,5
------------------	-----------------	-----------

flexible H05(07)V-K	mm <sup>2</sup>	0,5...1,5
---------------------	-----------------	-----------

with ferrules		
---------------	--	--

to DIN 46228/1	mm <sup>2</sup>	0,5...1
----------------	-----------------	---------

with plastic collar to DIN 46228/4	mm <sup>2</sup>	0,5...1
------------------------------------	-----------------	---------

AWG-conductor		26...14
---------------	--	---------

Gauge pin to EN 60947-1/7.92	Dimension	A 1 at DSG 1.5
------------------------------	-----------	----------------

### VDE rated data

Rated cross-section	mm <sup>2</sup>	1,5
---------------------	-----------------	-----

Rated current	A	16
---------------	---	----

Rated voltage to VDE 0110 1.89	V	250
--------------------------------	---	-----

Rated impulse voltage	kV	4
-----------------------	----	---

Pollution severity		3
--------------------	--	---

Test torque/Rated torque		-
--------------------------	--	---

### UL rated data

Rated voltage, industrial	V	300
---------------------------	---	-----

Rated current	A	10
---------------	---	----

Conductor sizes		22...16
-----------------	--	---------

### Approvals

For the mounting of PCBs, it should be noted that the rated data given in the catalogue relate only to the connecting elements. The necessary creepage and clearance paths must be observed in connection with the respectable application in accordance with VDE 0110.

The current-carrying capacity of PCBs is to be determined according to DIN IEC 326 P.3.

### Accessories

Marking material**		
--------------------	--	--

### Pitch 5,08 Pitch 7,62

Rated cross-section	mm <sup>2</sup>	1,5
---------------------	-----------------	-----

Rated current	A	16
---------------	---	----

Rated voltage to VDE 0110 1.89	V	250
--------------------------------	---	-----

Rated impulse voltage	kV	4
-----------------------	----	---

Pollution severity		3
--------------------	--	---

Test torque/Rated torque		-
--------------------------	--	---

Rated voltage, industrial	V	300
---------------------------	---	-----

Rated current	A	10
---------------	---	----

Conductor sizes		22...16
-----------------	--	---------

List on request

### No. of poles Type Cat.No. Qty.

2	DSG 1.5/2/180 5 OR**	<b>053246</b>	100
---	----------------------	---------------	-----

3	DSG 1.5/3/180 5 OR**	<b>053256</b>	50
---	----------------------	---------------	----

4	DSG 1.5/4/180 5 OR**	<b>053266</b>	50
---	----------------------	---------------	----

10	DSG 1.5/10/180 5 OR**	<b>053276</b>	50
----	-----------------------	---------------	----

Pitch 7.62 mm on request

Single poles joined/ Other number of poles on request

### Type Cat.No. Qty.

dekafix	<b>047346</b>	-
---------	---------------	---

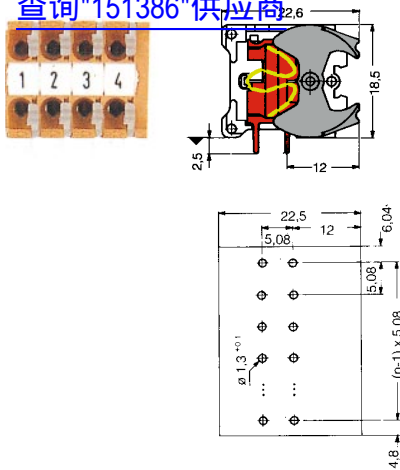
\* Other colours on request

\*\* See section 8/markers for other versions

\*\* not for New construction

DSG1.5/2 ... 10\*\*

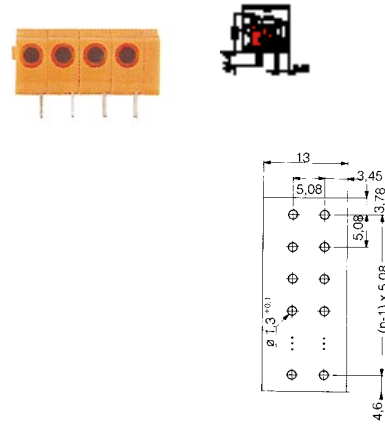
90° [查询"151386"供应商](#)



No. of poles	Type	Cat.No.	Qty.
2	DSG1.5/2/90 5 OR**	<b>057536</b>	100
3	DSG1.5/3/90 5 OR**	<b>057546</b>	50
4	DSG1.5/4/90 5 OR**	<b>057556</b>	50
10	DSG1.5/10/90 5 OR**	<b>055496</b>	20

Pitch 7,62 mm on request  
Single poles joined/Other numbers of poles on request

DSG1.5/E2 ... 10\*



No. of poles	Type	Cat.No.	Qty.
2	DSG1.5E2 5 OR**	<b>010026</b>	50
3	DSG1.5E3 5 OR**	<b>010036</b>	50
4	DSG1.5E4 5 OR**	<b>010046</b>	50
5	DSG1.5E5 5 OR**	<b>010056</b>	50
6	DSG1.5E6 5 OR**	<b>010066</b>	25
7	DSG1.5E7 5 OR**	<b>010076</b>	25
8	DSG1.5E8 5 OR**	<b>010086</b>	20
9	DSG1.5E9 5 OR**	<b>010096</b>	20
10	DSG1.5E10 5 OR**	<b>010106</b>	20

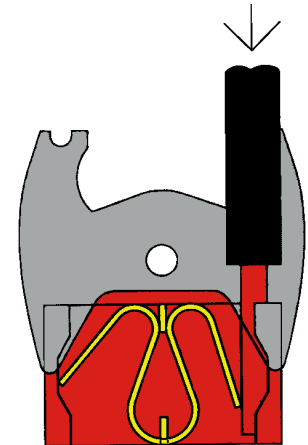
Pitch 7,62 mm on request  
Single poles joined/Other numbers of poles on request

Type	Cat.No.	Qty.
dekafix 5 FW	<b>047346</b>	-

\*\* not for New construction

Characteristics of this connection technique:

- Connection of conductor in line of sight, parallel to screwdriver
- Easy transition to other connection types possible
- Can be used in PCB terminals with vertical or horizontal cable entry
- Can be used in PCB terminals and modular terminals
- Solid conductors from 0.75 mm<sup>2</sup> can be plugged in directly
- Flexible and thin single-wire conductors can be connected without difficulty by use of the spring-release lever
- The connected conductor can be removed without special tools via the built-in spring-release levers



DSG1.5 printed circuit board terminals enable the independent connection of two conductors per pole. Two soldered pins ensure secure fixing of the wiring to the PCB.


The DSG1.5E printed circuit board terminal is a distinctly smaller version of the DSG1.5. Here, the functions have been reduced to the essentials. A standard screwdriver to DIN 5264 can be used to release connection wires.

Type	Cat.No.	Qty.
KSW 2.5 15/5.08 1-15 x 10	<b>163006 0001</b>	100
KSW 2.5 15/5.08 1-150	<b>163005 0001</b>	100
KSW 2.5 15/5.08 151-300	<b>163005 0151</b>	100
KSW 2.5 15/5.08 301-450	<b>163005 0301</b>	100

\*\* not for New construction

## BL / SL connector system

### Technical data [查询"51386"供应商](#)



Material data		BL/SL	BL TOP
Insulation		PA 66	PA 66
Colour		orange*/beige	orange*
Temperature range	°C	-20...+100	-20...+100
Basic contact material		CuSn	CuSn
Contact plating		tin-plated**	tin-plated**
Characteristic system value			
Pitch	mm	5,08/5,00	5,08
Clearance	mm	≥ 2,5	≥ 2,5
Creepage path	mm	≥ 3,5	≥ 3,5
Connection method		Screw connection/Solder version	Screw connection
Solder pin length	mm	3,2/4,5	
Mounting hole	ø mm	1,3 <sup>+0,1</sup>	
Insulation stripping length	mm	6	10
Clamping screw	M	2,5	2,5
Insulation resistance	MΩ	≥ 10 <sup>4</sup>	
Through resistance	mΩ	≤ 5	≤ 5
Average plug-in and unmating force per pole	N	3...6	3...6
Connectable conductors			
Max. clamping range	mm <sup>2</sup>	0,13...1,5	0,1...1,5
solid H05(07)V-U	mm <sup>2</sup>	0,13...1,5	0,5...1,5
flexible H05(07)V-K	mm <sup>2</sup>	0,5...1,5	0,5...1,5
with ferrules			
to DIN 46 228/1	mm <sup>2</sup>	0,5...1,5	0,5...1,5
with plastic collar to DIN 46228/4	mm <sup>2</sup>	0,5...1,0	0,5...1,0
AWG-conductor		26...16	28...14
VDE rated data			
Rated cross-section	mm <sup>2</sup>	1,5	1,5
Rated current	A	8	10
Current-carrying capacity		see derating curves***	
Rated voltage	V	250, group C	250, group C
	V	380, group B	380, group B
Test voltage	kV	1,75	1,75
Test torque	Nm		
Rated torque	Nm	0,4	0,4
UL rated data			
Conductor sizes		22...12	22...14
Rated current	A	10	10
Rated voltage industrial	V	300	300
Tightening torque			
Screwdriver Type SD/SDI <sup>2)</sup>			0,5
			2
Approvals			
List on request			
Application note			
Socket strips BL should only be wired in unmounted state.			

1) Resulting from derating curve at 20°C ambient temperature, rated cross-section and maximum number of poles

2) See section 9/tools for other versions

\* Other colours on request

\*\* Gold-plated on request

\*\*\*Additional derating curves on request

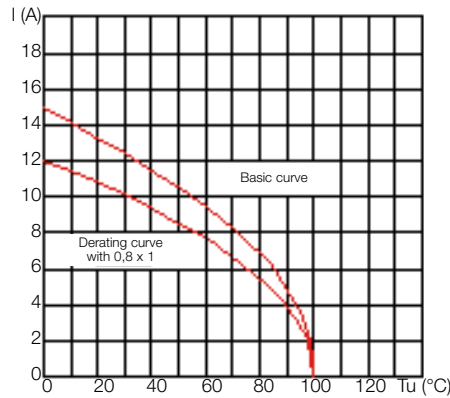
## Derating curves

[查询"151386"供应商](#)

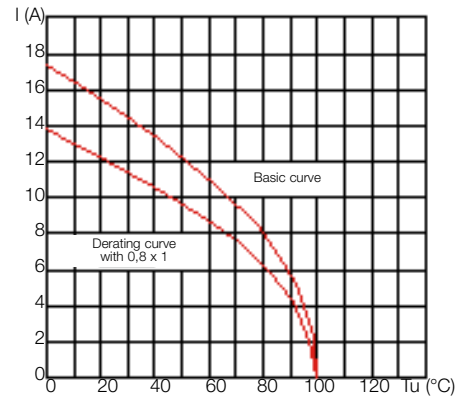
### Derating curves

For the mounting of PCBs, it should be noted that the rated data given in the catalogue relate only to the connection elements. The necessary creepage and clearance paths must be observed in connection with the respective application in accordance with VDE 0110.

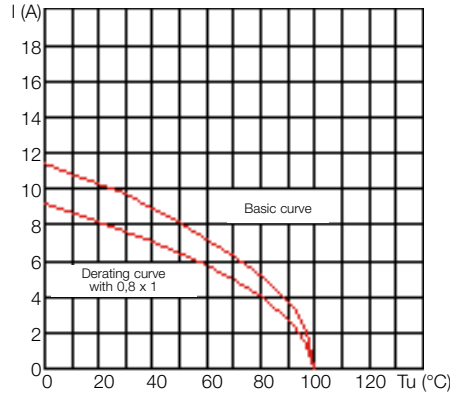
The current-carrying capacity of PCBs is to be determined according to DIN IEC 326, Part 3.



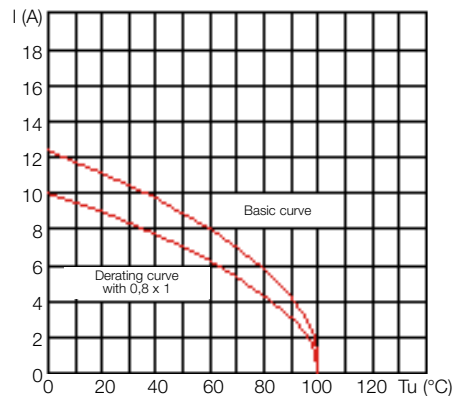
**BL 12 with SL 12,  
Conductor H07V-K 1,5 mm**



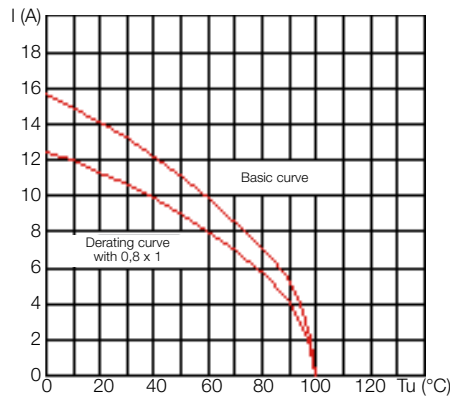
**BL 2 with SL 2,  
Conductor H07V-K 1,5 mm**



**BL 8 with SL 8,  
Conductor H05V-K 0,5 mm**



**BL TOP 10 SL 10,  
Conductor H07V-K 1,5 mm**



**BLH 12 with ST 1.6,  
Conductor H07V-K 1,5 mm**

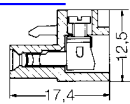
\*Additional derating curves on request



### BL socket blocks BL

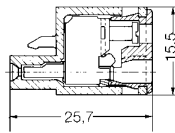

tin-plated version

查询"151386"供应商



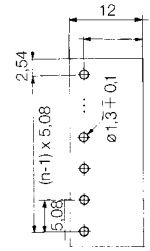
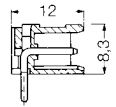
### BL TOP socket blocks

tin-plated version



### SL pin headers

tin-plated version, 90°



#### BL 2...16

Pitch 5,08 mm

No. of poles	Type	Cat.No.	Qty.
2	BL 2 SN OR	125916	100
3	BL 3 SN OR	125926	100
4	BL 4 SN OR	125936	100
5	BL 5 SN OR	125946	50
6	BL 6 SN OR	125956	50
7	BL 7 SN OR	125966	50
8	BL 8 SN OR	125976	50
9	BL 9 SN OR	125986	50
10	BL 10 SN OR	125996	50
11	BL 11 SN OR	126006	50
12	BL 12 SN OR	126016	50
13	BL 13 SN OR	126026	50
14	BL 14 SN OR	126036	50
15	BL 15 SN OR	126046	50
16	BL 16 SN OR	127546	50

#### BL TOP 2...12

Pitch 5,08 mm

No. of poles	Type	Cat.No.	Qty.
2	BL TOP 2 SN OR	133586	
3	BL TOP 3 SN OR	133596	
4	BL TOP 4 SN OR	133606	
5	BL TOP 5 SN OR	133616	
6	BL TOP 6 SN OR	133626	
7	BL TOP 7 SN OR	133636	
8	BL TOP 8 SN OR	133646	
9	BL TOP 9 SN OR	133656	
10	BL TOP 10 SN OR	133666	
11	BL TOP 11 SN OR	133676	
12	BL TOP 12 SN OR	133686	

#### SL 2...15

Solder version / pin length 3,2 mm / Pitch 5,08 mm

No. of poles	Type	Cat.No.	Qty.
2	SL 2/90 3.2SN OR	126686	100
3	SL 3/90 3.2SN OR	126696	100
4	SL 4/90 3.2SN OR	126706	100
5	SL 5/90 3.2SN OR	126716	50
6	SL 6/90 3.2SN OR	126726	50
7	SL 7/90 3.2SN OR	126736	50
8	SL 8/90 3.2SN OR	126746	50
9	SL 9/90 3.2SN OR	126756	50
10	SL 10/90 3.2SN OR	126766	50
11	SL 11/90 3.2SN OR	126776	50
12	SL 12/90 3.2SN OR	126786	50
13	SL 13/90 3.2SN OR	126796	50
14	SL 14/90 3.2SN OR	126806	50
15	SL 15/90 3.2SN OR	126816	50

#### SL 2...15

Solder version / pin length 4,5 mm / Pitch 5,08 mm

No. of poles	Type	Cat.No.	Qty.
2	SL 2/90 4.5SN OR	011266	100
3	SL 3/90 4.5SN OR	011256	100
4	SL 4/90 4.5SN OR	011246	100
5	SL 5/90 4.5SN OR	011236	50
6	SL 6/90 4.5SN OR	011226	50
7	SL 7/90 4.5SN OR	011216	50
8	SL 8/90 4.5SN OR	011206	50
9	SL 9/90 4.5SN OR	011196	50
10	SL 10/90 4.5SN OR	011186	50
11	SL 11/90 4.5SN OR	011176	50
12	SL 12/90 4.5SN OR	011166	50
13	SL 13/90 4.5SN OR	011156	50
14	SL 14/90 4.5SN OR	011146	50
15	SL 15/90 4.5SN OR	069236	50

#### BL 2...15<sup>1)</sup>

Pitch 5,00 (beige)

No. of poles	Type	Cat.No.	Qty.
2	BL 2 SN BE F.STIFT 1,6	022696	100
3	BL 3 SN BE F.STIFT 1,6	022706	100
4	BL 4 SN BE F.STIFT 1,6	022716	100
5	BL 5 SN BE F.STIFT 1,6	022726	50
6	BL 6 SN BE F.STIFT 1,6	022736	50
7	BL 7 SN BE F.STIFT 1,6	022746	50
8	BL 8 SN BE F.STIFT 1,6	022756	50
9	BL 9 SN BE F.STIFT 1,6	022766	50
10	BL 10 SN BE F.STIFT 1,6	022776	50
11	BL 11 SN BE F.STIFT 1,6	022786	50
12	BL 12 SN BE F.STIFT 1,6	022796	50
13	BL 13 SN BE F.STIFT 1,6	022806	50
14	BL 14 SN BE F.STIFT 1,6	022816	50
15	BL 15 SN BE F.STIFT 1,6	022826	50

#### SL 2...15

Solder version / pin length 4,5 mm / Pitch 5,00 mm

No. of poles	Type	Cat.No.	Qty.
2	SL 2/90 4.5SN BE	022976	100
3	SL 3/90 4.5SN BE	022986	100
4	SL 4/90 4.5SN BE	022996	100
5	SL 5/90 4.5SN BE	023006	50
6	SL 6/90 4.5SN BE	023016	50
7	SL 7/90 4.5SN BE	023026	50
8	SL 8/90 4.5SN BE	023036	50
9	SL 9/90 4.5SN BE	023046	50
10	SL 10/90 4.5SN BE	023056	50
11	SL 11/90 4.5SN BE	023066	50
12	SL 12/90 4.5SN BE	023076	50
13	SL 13/90 4.5SN BE	023086	50
14	SL 14/90 4.5SN BE	023096	50
15	SL 15/90 4.5SN BE	023106	50

<sup>1)</sup> Also usable with BL H ST 1.6

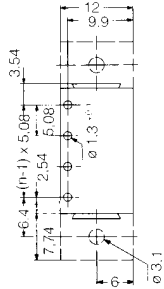
### SL pin headers

tin-plated version, 90°

[查询"151386"供应商](#)



### B-Version



### SL 4...15/90B

Solder version / pin length 3,2 mm / Pitch 5,08 mm

No. of poles	Type	Cat.No.	Qty.
2	-	-	100
3	-	-	100
4	SL 4/90B 3.2SN OR	<b>129266</b>	100
5	SL 5/90B 3.2SN OR	<b>129276</b>	50
6	SL 6/90B 3.2SN OR	<b>129286</b>	50
7	SL 7/90B 3.2SN OR	<b>129296</b>	50
8	SL 8/90B 3.2SN OR	<b>129306</b>	50
9	SL 9/90B 3.2SN OR	<b>129316</b>	50
10	SL 10/90B 3.2SN OR	<b>129326</b>	50
11	SL 11/90B 3.2SN OR	<b>129336</b>	50
12	SL 12/90B 3.2SN OR	<b>129346</b>	50
13	SL 13/90B 3.2SN OR	<b>129356</b>	50
14	SL 14/90B 3.2SN OR	<b>129366</b>	50
15	SL 15/90B 3.2SN OR	<b>129376</b>	50

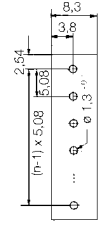
### SL 4...15/90B

Solder version / pin length 4,5 mm / Pitch 5,08 mm

No. of poles	Type	Cat.No.	Qty.
2	-	-	100
3	-	-	100
4	SL 4/90B 4.5SN OR	<b>123496</b>	100
5	SL 5/90B 4.5SN OR	<b>123506</b>	50
6	SL 6/90B 4.5SN OR	<b>123516</b>	50
7	SL 7/90B 4.5SN OR	<b>123526</b>	50
8	SL 8/90B 4.5SN OR	<b>123536</b>	50
9	SL 9/90B 4.5SN OR	<b>123546</b>	50
10	SL 10/90B 4.5SN OR	<b>123556</b>	50
11	SL 11/90B 4.5SN OR	<b>123566</b>	50
12	SL 12/90B 4.5SN OR	<b>123576</b>	50
13	SL 13/90B 4.5SN OR	<b>123586</b>	50
14	SL 14/90B 4.5SN OR	<b>123596</b>	50
15	SL 15/90B 4.5SN OR	<b>123606</b>	50

### SL pin headers

tin-plated version, 180°



### SL 2...15/180

Solder version / pin length 3,2 mm / Pitch 5,08 mm

No. of poles	Type	Cat.No.	Qty.
2	SL 2/180 3.2SN OR	<b>129126</b>	100
3	SL 3/180 3.2SN OR	<b>129136</b>	100
4	SL 4/180 3.2SN OR	<b>129146</b>	100
5	SL 5/180 3.2SN OR	<b>129156</b>	50
6	SL 6/180 3.2SN OR	<b>129166</b>	50
7	SL 7/180 3.2SN OR	<b>129176</b>	50
8	SL 8/180 3.2SN OR	<b>129186</b>	50
9	SL 9/180 3.2SN OR	<b>129196</b>	50
10	SL 10/180 3.2SN OR	<b>129206</b>	50
11	SL 11/180 3.2SN OR	<b>129216</b>	50
12	SL 12/180 3.2SN OR	<b>129226</b>	50
13	SL 13/180 3.2SN OR	<b>129236</b>	50
14	SL 14/180 3.2SN OR	<b>129246</b>	50
15	SL 15/180 3.2SN OR	<b>129256</b>	50

### SL 2...15/180

Solder version / pin length 4,5 mm / Pitch 5,08 mm

No. of poles	Type	Cat.No.	Qty.
2	SL 2/180 4.5SN OR	<b>011136</b>	100
3	SL 3/180 4.5SN OR	<b>011126</b>	100
4	SL 4/180 4.5SN OR	<b>011116</b>	100
5	SL 5/180 4.5SN OR	<b>011106</b>	50
6	SL 6/180 4.5SN OR	<b>011096</b>	50
7	SL 7/180 4.5SN OR	<b>011086</b>	50
8	SL 8/180 4.5SN OR	<b>011076</b>	50
9	SL 9/180 4.5SN OR	<b>011066</b>	50
10	SL 10/180 4.5SN OR	<b>011056</b>	50
11	SL 11/180 4.5SN OR	<b>011046</b>	50
12	SL 12/180 4.5SN OR	<b>011036</b>	50
13	SL 13/180 4.5SN OR	<b>011026</b>	50
14	SL 14/180 4.5SN OR	<b>011016</b>	50
15	SL 15/180 4.5SN OR	<b>069226</b>	50

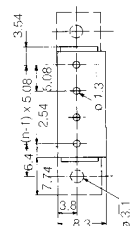
### SL 2...15/180

pin length 4,5 mm / Pitch 5,00 mm (beige)

No. of poles	Type	Cat.No.	Qty.
2	SL 2/180 4.5SN BE	<b>022836</b>	100
3	SL 3/180 4.5SN BE	<b>022846</b>	100
4	SL 4/180 4.5SN BE	<b>022856</b>	100
5	SL 5/180 4.5SN BE	<b>022866</b>	50
6	SL 6/180 4.5SN BE	<b>022876</b>	50
7	SL 7/180 4.5SN BE	<b>022886</b>	50
8	SL 8/180 4.5SN BE	<b>022896</b>	50
9	SL 9/180 4.5SN BE	<b>022906</b>	50
10	SL 10/180 4.5SN BE	<b>022916</b>	50
11	SL 11/180 4.5SN BE	<b>022926</b>	50
12	SL 12/180 4.5SN BE	<b>022936</b>	50
13	SL 13/180 4.5SN BE	<b>022946</b>	50
14	SL 14/180 4.5SN BE	<b>022956</b>	50
15	SL 15/180 4.5SN BE	<b>022966</b>	50

### SL pin headers

tin-plated version, 180°



### SL 4...15 180B

Solder version / pin length 3,2 mm / Pitch 5,08 mm

No. of poles	Type	Cat.No.	Qty.
2	-	-	100
3	-	-	100
4	SL 4/180B 3.2SN OR	<b>129386</b>	100
5	SL 5/180B 3.2SN OR	<b>129396</b>	50
6	SL 6/180B 3.2SN OR	<b>129406</b>	50
7	SL 7/180B 3.2SN OR	<b>129416</b>	50
8	SL 8/180B 3.2SN OR	<b>129426</b>	50
9	SL 9/180B 3.2SN OR	<b>129436</b>	50
10	SL 10/180B 3.2SN OR	<b>129446</b>	50
11	SL 11/180B 3.2SN OR	<b>129456</b>	50
12	SL 12/180B 3.2SN OR	<b>129466</b>	50
13	SL 13/180B 3.2SN OR	<b>129476</b>	50
14	SL 14/180B 3.2SN OR	<b>129486</b>	50
15	SL 15/180B 3.2SN OR	<b>129496</b>	50


### SL 4...15/180B

Solder version / pin length 4,5 mm / Pitch 5,08 mm

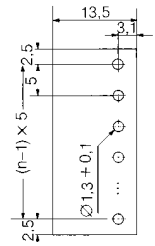
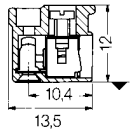
No. of poles	Type	Cat.No.	Qty.
2	-	-	100
3	-	-	100
4	SL 4/180B 4.5SN OR	<b>123636</b>	100
5	SL 5/180B 4.5SN OR	<b>123646</b>	50
6	SL 6/180B 4.5SN OR	<b>123656</b>	50
7	SL 7/180B 4.5SN OR	<b>123666</b>	50
8	SL 8/180B 4.5SN OR	<b>123676</b>	50
9	SL 9/180B 4.5SN OR	<b>123686</b>	50
10	SL 10/180B 4.5SN OR	<b>123696</b>	50
11	SL 11/180B 4.5SN OR	<b>123706</b>	50
12	SL 12/180B 4.5SN OR	<b>123716</b>	50
13	SL 13/180B 4.5SN OR	<b>123726</b>	50
14	SL 14/180B 4.5SN OR	<b>123736</b>	50
15	SL 15/180B 4.5SN OR	<b>123746</b>	50

**Technical data**

[查询"151386"供应商](#)



**BLH socket blocks**  
tin-plated version



**Material data**

Insulation	
Colour	
Temperature range	°C
Basic contact material	
Contact plating	

**Characteristic system value**

Pitch	mm
Clearance	mm
Creepage path	mm
Polarisation connection	
Solder pin length	mm
Mounting hole	ø mm
Insulation stripping length	mm
Clamping screw	M
Insulation resistance	MΩ
Through resistance	mΩ
Average plug-in and unmating force per pole	N

**BLH/ST 1.6**

PA 66
orange*
-20...+100
CuSn
blank, greased**
5,00
≥ 2,5
≥ 3,5
Screw connection
-
1,3+0,1
6
2,5
-
≤ 3,0
3...6

**Connectable conductors**

Max. clamping range	mm <sup>2</sup>
solid H05(07)V-U	mm <sup>2</sup>
flexible H05(07)V-K	mm <sup>2</sup>
with ferrules	
to DIN 46228/1	mm <sup>2</sup>
with plastic collar to DIN 46228/4	mm <sup>2</sup>
AWG-conductor	

0,13...1,5
0,5...1,5
0,5...1,5
0,5...1,5
0,5...1,0
26...16

**VDE rated data**

Rated cross-section	mm <sup>2</sup>
Rated current <sup>1)</sup>	A
Current-carrying capacity	-
Rated voltage	V
	V
Test voltage	kV
Rated torque	Nm

1,5
10
-
60, group C
125, group B
1,75
0,4

**UL rated data**

Conductor sizes	
Rated current	A
Rated voltage industrial	V

22...12
10
50

**Tightening torque**

Screwdriver Type SD/SDI<sup>2)</sup>

**Approvals**

List on request

**Application note**

Socket strips BL must be wired in unattached state only.

1) Based on 20°C ambient temperature, rated cross-section and maximum pole number  
2) See section 9/tools for other versions

**BL 2...12 / Pitch 5,00 mm**

No. of poles	Type	Cat.No.	Qty.
2	BLH 2 SN OR	<b>011336</b>	100
3	BLH 3 SN OR	<b>011326</b>	100
4	BLH 4 SN OR	<b>011316</b>	100
5	BLH 5 SN OR	<b>011306</b>	50
6	BLH 6 SN OR	<b>011296</b>	50
7	BLH 7 SN OR	<b>011286</b>	50
8	BLH 8 SN OR	<b>069466</b>	50
9	BLH 9 SN OR	<b>010976</b>	50
10	BLH 10 SN OR	<b>010966</b>	50
11	BLH 11 SN OR	<b>010986</b>	50
12	BLH 12 SN OR	<b>011276</b>	50

**Accessories**

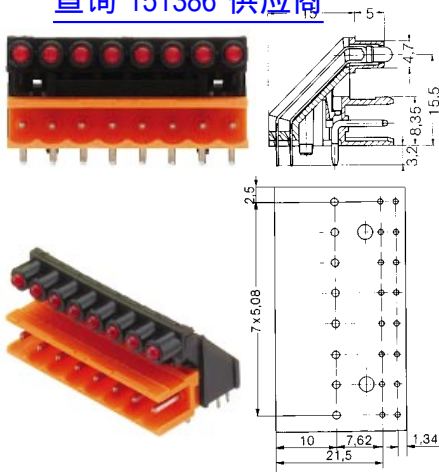
No. of poles	Type	Cat.No.	Qty.
-	BLH ST 1.6 (Male pin ø 1,6 mm)	<b>050960</b>	500

\* Other colours on request  
\*\* Gold-plated on request

**Accessories**

**SL LED 8**

[查询"151386"供应商](#)




No. of poles	Type	Cat.No.	Qty.
8	SL LED 8 OR/LED GN <sup>1)</sup>	<b>126916</b>	20
8	SL LED 8 OR/LED RT <sup>1)</sup>	<b>146466</b>	20
8	LED 8/LED GN <sup>2)</sup>	<b>131796</b>	20
8	LED 8/LED GN <sup>2)</sup>	<b>146976</b>	20

- The display element only bears the LED.  
A pre-resistor is **not** contained in the component.
- The solder connection is standardised at 3.2-0.3 mm

<sup>1)</sup> with pin block  
<sup>2)</sup> without pin block

**SL snap-in-hook**



No. of poles	Type	Cat.No.	Qty.
	SL RH4R OR	<b>133886</b>	100
	SL RH4L OR	<b>133876</b>	100


**BL Cross-connection**



No. of poles	Type	Cat.No.	Qty.
10	BL QB 10	<b>130280</b>	10
-	-	-	-

**Marking material KSW 2.5**

for system BL/SL



No. of poles	Type	Cat.No.	Qty.
	KSW 2.5 16/5 W 1-16	<b>163007 0001</b>	
	KSW 2.5 20/5 W 1-20	<b>163008 0001</b>	
	KSW 2.5 20/5 W 21-40	<b>163008 0021</b>	
	KSW 2.5 20/5 W 41-60	<b>163008 0041</b>	
	KSW 2.5 20/5 W 61-80	<b>163008 0061</b>	
	KSW 2.5 < 100	<b>162998</b>	

**BL KO / BL KO 3 coding element**



No. of poles	Type	Cat.No.	Qty.
	BL KO (round)	<b>055310</b>	100
	BL KO 3	<b>133760</b>	100

**SLA BB1 fixing sets**

for system BL/SL



**Fixing bracket width 7.62 mm**

No. of poles	Type	Cat.No.	Qty.
	SLA BB1 OR SET	<b>131776</b>	20

For mounting pin headers on printed circuit board

## BLA/SLA connector system

### System overview [查询"151386"供应商](#)

Printed circuit board connectors with screw or crimp connection allow functional units to be plugged in easily. Rapid disconnectability of the connection with high reliability, the high load rating and the wide assortment are the reasons behind the success of these printed circuit board connectors.

Socket blocks of the BLA/SLA system are not be joined side by side in a pin header. Pin header and socket blocks must always be connected as a pair.

Weidmüller embodies the state of the art in BLA/SLA printed circuit board connector systems. The housings, made of glass fibre reinforced PBT plastic, are

- Pitch 5.08
- Flame-resistant to UL 94 V0,
- Durable,
- Accurately pitched,
- and have high continuous operating temperature,

The connector system offers,


- Conical wire entry,
- Clear marking surfaces,
- Coding without pole loss,
- Great depth of range and,
- Screw and crimp connection options.

The metal parts are the heart of the connector. The following are used here:

- The Weidmüller clamping yoke system,
- The Weidmüller TOP element,
- The Weidmüller double flat spring contact

All components meet the highest quality standards.

This overview shows the entire system of printed circuit board connectors, supplemented by connectors for mounting rail assembly and for use on level surface.



## BLA/SLA connector system

### Derating curves

For the mounting of PCBs, it should be noted that the rated data given in the catalogue relate only to the connection elements. The necessary creepage and clearance paths must be observed in connection of the respective application with accordance to VDE 0110. The current-carrying capacity of PCBs is to be determined according to DIN IEC 326 P.3.

## Technical data

Material data	
Insulation	PBT
Colour	orange*
Temperature range	-20...+120 °C
Flammability class	UL 94 V0
Basic contact material	CuSn
contact plating	tin-plated**

Characteristic system values	
Pitch	5,08 mm
Clearance	≥3,8 mm
Creepage path	≥4,2 mm
Polarisation	yes
Polarisation connection	Screw connection or Crimp-Snap-In
Solder pin length	3,2/4,5 mm
Mounting hole	1,3 +0,1 ø mm
Insulation stripping length	7 mm
Clamping screw	M 2,5
Insulation resistance	≥10 <sup>6</sup> M Ω
Through resistance	≤ 5,3 m Ω
Average plug-in and unmating force per pole	N 3

Connectable conductors	
Max. clamping range	0,13...2,5 mm <sup>2</sup>
solid H05(07)V-U	0,5...2,5 mm <sup>2</sup>
flexible H05(07)V-K	0,5...1,5 mm <sup>2</sup>
with ferrules to DIN 46228/1	0,5...1,5 mm <sup>2</sup>
with plastic collar to DIN 46228/4	0,5...1,5 mm <sup>2</sup>
AWG-conductor	28...16
Gauge pin to EN 60947-1/10.91	Size A1
Crimping ranges	0,5...1,0 mm <sup>2</sup> 1,5...2,5 mm <sup>2</sup>

VDE rated data	
Rated cross-section	1,5 mm <sup>2</sup>
Rated current <sup>1)</sup>	10 A SLAD 8 A BLAC 14 A
Current-carrying capacity	see derating curves***
Reference voltage	250 V~, group C 380 V~, group B
Test voltage	1,75 kV~
Rated torque	0,4 Nm

UL rated data	
Conductor sizes	22...14
Rated current	10 A
Rated voltage industrial	300 V~

Tightening torque	
Screwdriver Type SD/SDI <sup>2)</sup>	

Approvals	
	List on request

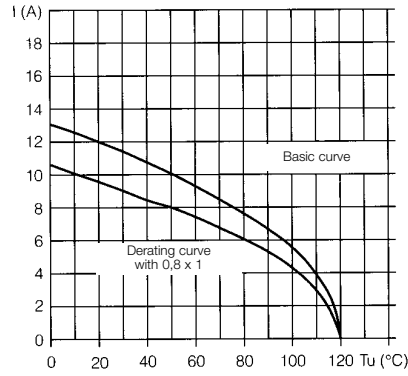
\* Other colours on request

\*\* Gold-plated on request

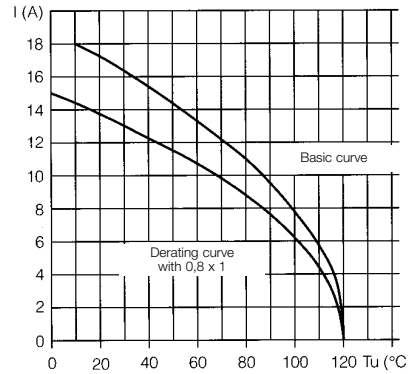
\*\*\* Additional derating curves on request

1) Based on 20°C ambient temperature, rated cross-section and maximum pole number

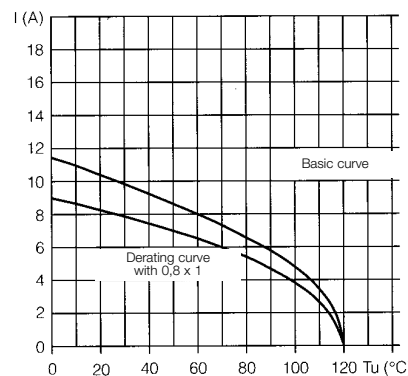
2) See section 9/tools for other versions



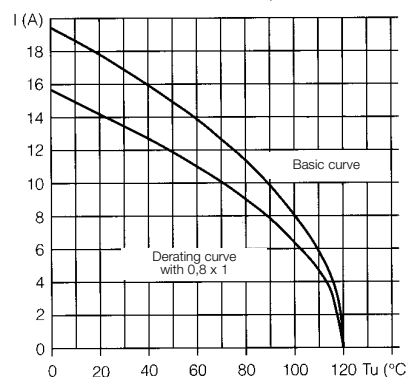
BLA 24 with SLA 24, Conductor H07V-K 1,5 mm<sup>2</sup>



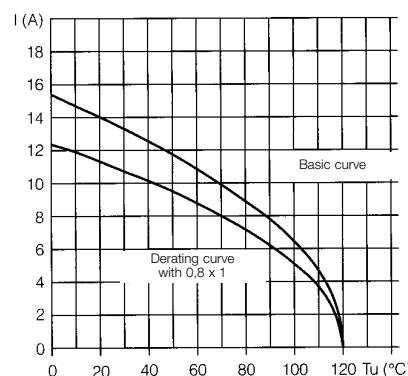
BLA 24 with SLAS 24, Conductor H07V-K 1,5 mm<sup>2</sup>



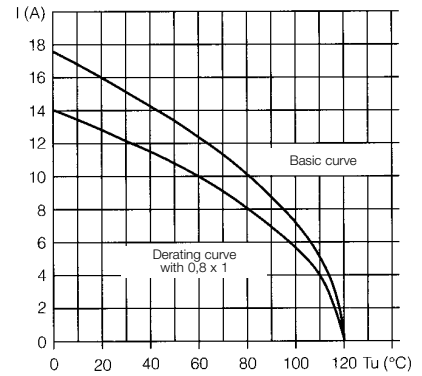
2x BLAC 24 with SLAD 48/90, Conductor H07V-K 2,5 mm<sup>2</sup>



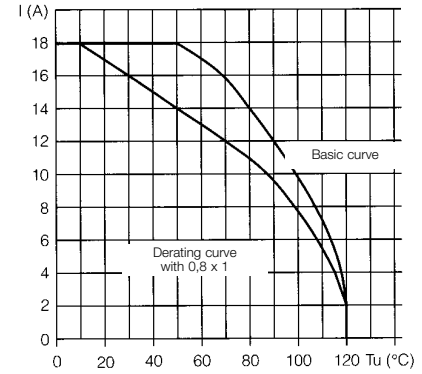
BLAC 8 with SLA 8, Conductor H07V-K 2,5 mm<sup>2</sup>



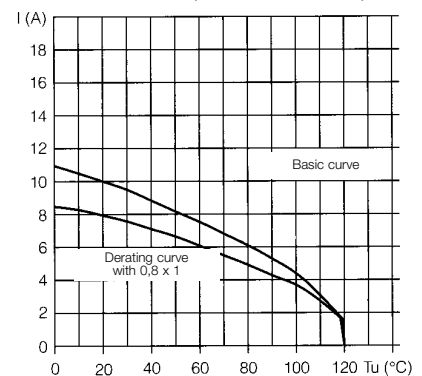
BLAT 24 with SLA 24, Conductor H07V-K 1,5 mm<sup>2</sup>



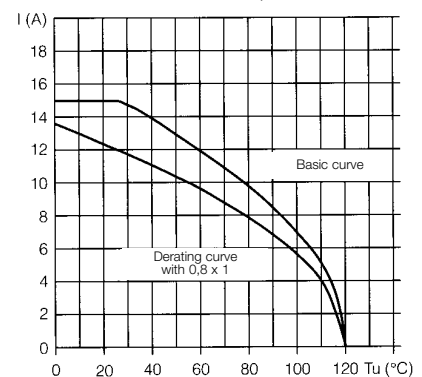
BLA 3 with SLA 3, Conductor H07V-K 1,5 mm<sup>2</sup>



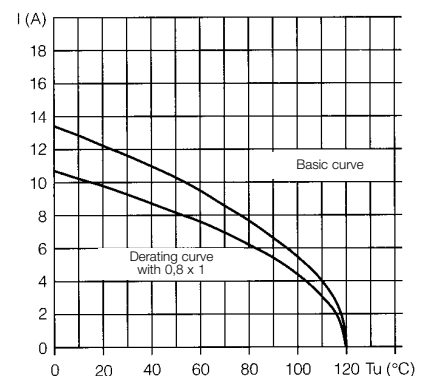
BLA 4 with SLAS 4, Conductor H07V-K 1,5 mm<sup>2</sup>



2x BLA 12 with SLAD 24/90, Conductor H07V-K 1,5 mm<sup>2</sup>



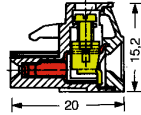
BLAC 8 with SLA 8, Conductor H05V-K 1,0 mm<sup>2</sup>



2x BLA 12 with SLAKU 12, Conductor H07V-K 1,5 mm<sup>2</sup>

## BLA socket blocks

with screw connection  
["询价" 131386" 供应商](#)  
 tin-plated version



B-Version



BLA 2 ... 24

No. of poles	Type	Cat.No.	Qty.
2	BLA 2 SN OR	128176	100
3	BLA 3 SN OR	128186	100
4	BLA 4 SN OR	128196	100
5	BLA 5 SN OR	128206	50
6	BLA 6 SN OR	128216	50
7	BLA 7 SN OR	128226	50
8	BLA 8 SN OR	128236	50
9	BLA 9 SN OR	128246	50
10	BLA 10 SN OR	128256	50
11	BLA 11 SN OR	128266	50
12	BLA 12 SN OR	128276	50
13	BLA 13 SN OR	128286	50
14	BLA 14 SN OR	128296	50
15	BLA 15 SN OR	128306	50
16	BLA 16 SN OR	128316	50
17	BLA 17 SN OR	128326	20
18	BLA 18 SN OR	128336	20
19	BLA 19 SN OR	128346	20
20	BLA 20 SN OR	128356	20
21	BLA 21 SN OR	128366	20
22	BLA 22 SN OR	131426	20
23	BLA 23 SN OR	131436	20
24	BLA 24 SN OR	131446	20

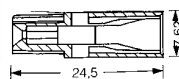
## BLA 2 ... 24B

Lateral dovetail for mounting brackets

No. of poles	Type	Cat.No.	Qty.
2	BLA 2B SN OR	135606	100
3	BLA 3B SN OR	135616	100
4	BLA 4B SN OR	135626	100
5	BLA 5B SN OR	135636	50
6	BLA 6B SN OR	135646	50
7	BLA 7B SN OR	135656	50
8	BLA 8B SN OR	135666	50
9	BLA 9B SN OR	135676	50
10	BLA 10B SN OR	135686	50
11	BLA 11B SN OR	135696	50
12	BLA 12B SN OR	135706	50
13	BLA 13B SN OR	135716	50
14	BLA 14B SN OR	135726	50
15	BLA 15B SN OR	135736	50
16	BLA 16B SN OR	135746	50
17	BLA 17B SN OR	135756	20
18	BLA 18B SN OR	135766	20
19	BLA 19B SN OR	135776	20
20	BLA 20B SN OR	135786	20
21	BLA 21B SN OR	135796	20
22	BLA 22B SN OR	135806	20
23	BLA 23B SN OR	135816	20
24	BLA 24B SN OR	135826	20

## BLAC socket blocks

for crimp connection without fixing hook



B-Version



BLAC 2 ... 24

No. of poles	Type	Cat.No.	Qty.
2	BLAC 2 OR	157820	100
3	BLAC 3 OR	147616	100
4	BLAC 4 OR	147626	100
5	BLAC 5 OR	157752	50
6	BLAC 6 OR	147636	50
7	BLAC 7 OR	157753	50
8	BLAC 8 OR	147646	50
9	BLAC 9 OR	157754	50
10	BLAC 10 OR	147656	50
11	BLAC 11 OR	157755	50
12	BLAC 12 OR	147666	50
13	BLAC 13 OR	160104	50
14	BLAC 14 OR	159414	50
15	BLAC 15 OR	160105	50
16	BLAC 16 OR	147676	50
17	BLAC 17 OR	160106	20
18	BLAC 18 OR	160107	20
19	BLAC 19 OR	160108	20
20	BLAC 20 OR	147686	20
21	BLAC 21 OR	160109	20
22	BLAC 22 OR	160110	20
23	BLAC 23 OR	160111	20
24	BLAC 24 OR	147696	20

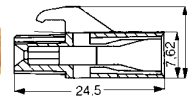
## BLAC 2 ... 24B

Lateral dovetail for mounting brackets

No. of poles	Type	Cat.No.	Qty.
2	BLAC 2B OR	157821	100
3	BLAC 3B OR	147706	100
4	BLAC 4B OR	147716	100
5	BLAC 5B OR	157744	100
6	BLAC 6B OR	147726	50
7	BLAC 7B OR	157745	50
8	BLAC 8B OR	147736	50
9	BLAC 9B OR	157746	50
10	BLAC 10B OR	147746	50
11	BLAC 11B OR	157747	50
12	BLAC 12B OR	147756	50
13	BLAC 13B OR	160120	50
14	BLAC 14B OR	159415	50
15	BLAC 15B OR	160121	50
16	BLAC 16B OR	147766	50
17	BLAC 17B OR	160122	20
18	BLAC 18B OR	160123	20
19	BLAC 19B OR	160124	20
20	BLAC 20B OR	147776	20
21	BLAC 21B OR	160125	20
22	BLAC 22B OR	160126	20
23	BLAC 23B OR	160127	20
24	BLAC 24B OR	147786	20

## BLAC socket blocks

for crimping connection



B-Version



BLAC 2 ... 24R

No. of poles	Type	Cat.No.	Qty.
2	BLAC 2R OR	157822	100
3	BLAC 3R OR	147796	100
4	BLAC 4R OR	147806	100
5	BLAC 5R OR	157748	50
6	BLAC 6R OR	147816	50
7	BLAC 7R OR	157749	50
8	BLAC 8R OR	147826	50
9	BLAC 9R OR	157750	50
10	BLAC 10R OR	147836	50
11	BLAC 11R OR	157751	50
12	BLAC 12R OR	147846	50
13	BLAC 13R OR	160112	50
14	BLAC 14R OR	159416	50
15	BLAC 15R OR	160113	50
16	BLAC 16R OR	147856	50
17	BLAC 17R OR	160114	20
18	BLAC 18R OR	160115	20
19	BLAC 19R OR	160116	20
20	BLAC 20R OR	147866	20
21	BLAC 21R OR	160117	20
22	BLAC 22R OR	160118	20
23	BLAC 23R OR	160119	20
24	BLAC 24R OR	147876	20

## BLAC 2 ... 24BR

Lateral dovetail for mounting brackets

No. of poles	Type	Cat.No.	Qty.
2	BLAC 2BR OR	157823	100
3	BLAC 3BR OR	147886	100
4	BLAC 4BR OR	147896	100
5	BLAC 5BR OR	144416	50
6	BLAC 6BR OR	147906	50
7	BLAC 7BR OR	157743	50
8	BLAC 8BR OR	147916	50
9	BLAC 9BR OR	157742	50
10	BLAC 10BR OR	147926	50
11	BLAC 11BR OR	157741	50
12	BLAC 12BR OR	147936	50
13	BLAC 13BR OR	160128	50
14	BLAC 14BR OR	159417	50
15	BLAC 15BR OR	160129	50
16	BLAC 16BR OR	147946	50
17	BLAC 17BR OR	160130	20
18	BLAC 18BR OR	160131	20
19	BLAC 19BR OR	160132	20
20	BLAC 20BR OR	147956	20
21	BLAC 21BR OR	160133	20
22	BLAC 22BR OR	160134	20
23	BLAC 23BR OR	160135	20
24	BLAC 24BR OR	147966	20

## Accessories

Floodlight indication, covering caps, pull-out aid, disconnect element, coding element, locking foot, combi-foot see page 5/130


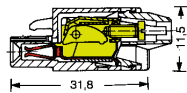
Mounting sets see page 5/131

Mounting brackets, Marking material, tools, strain relief, crimp contacts see page 5/132

### BLAT socket blocks

with screw connection  
tin-plated version

咨询电话: 019386"供应商



### BLAT 2 ... 24

No. of poles	Type	Cat.No.	Qty.
2	BLAT 2 SN OR	148426	100
3	BLAT 3 SN OR	148436	100
4	BLAT 4 SN OR	148446	100
5	BLAT 5 SN OR	148456	50
6	BLAT 6 SN OR	148466	50
7	BLAT 7 SN OR	148476	50
8	BLAT 8 SN OR	148486	50
9	BLAT 9 SN OR	148496	50
10	BLAT 10 SN OR	148506	50
11	BLAT 11 SN OR	148516	50
12	BLAT 12 SN OR	148526	50
13	BLAT 13 SN OR	148536	50
14	BLAT 14 SN OR	148546	50
15	BLAT 15 SN OR	148556	50
16	BLAT 16 SN OR	148566	50
17	BLAT 17 SN OR	148576	20
18	BLAT 18 SN OR	148586	20
19	BLAT 19 SN OR	148596	20
20	BLAT 20 SN OR	148606	20
21	BLAT 21 SN OR	148616	20
22	BLAT 22 SN OR	148626	20
23	BLAT 23 SN OR	148636	20
24	BLAT 24 SN OR	148646	20

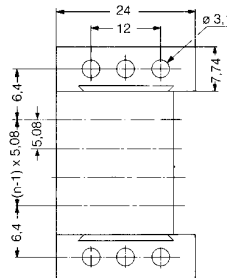

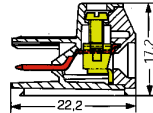
### BLAT 2 ... 24B

Lateral dovetail for mounting brackets

No. of poles	Type	Cat.No.	Qty.
2	BLAT 2B SN OR	148656	100
3	BLAT 3B SN OR	148666	100
4	BLAT 4B SN OR	148676	100
5	BLAT 5B SN OR	148686	50
6	BLAT 6B SN OR	148696	50
7	BLAT 7B SN OR	148706	50
8	BLAT 8B SN OR	148716	50
9	BLAT 9B SN OR	148726	50
10	BLAT 10B SN OR	148736	50
11	BLAT 11B SN OR	148746	50
12	BLAT 12B SN OR	148756	50
13	BLAT 13B SN OR	148766	50
14	BLAT 14BSN OR	148776	50
15	BLAT 15B SN OR	148786	50
16	BLAT 16B SN OR	148796	50
17	BLAT 17B SN OR	148806	20
18	BLAT 18B SN OR	148816	20
19	BLAT 19B SN OR	148826	20
20	BLAT 20B SN OR	148836	20
21	BLAT 21B SN OR	148846	20
22	BLAT 22B SN OR	148856	20
23	BLAT 23B SN OR	148866	20
24	BLAT 24B SN OR	148876	20

### SLAS pin blocks

with screw connection  
tin-plated version



### SLAS 4 ... 24

No. of poles	Type	Cat.No.	Qty.
4	SLAS 4 SN OR	157174	100
6	SLAS 6 SN OR	157175	50
8	SLAS 8 SN OR	157176	50
10	SLAS 10 SN OR	157177	50
12	SLAS 12 SN OR	157178	50
16	SLAS 16 SN OR	157179	50
20	SLAS 20 SN OR	157180	20
24	SLAS 24 SN OR	157181	20

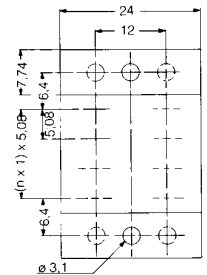
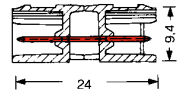
### SLAS 4 ... 24B

Lateral dovetail for mounting brackets

No. of poles	Type	Cat.No.	Qty.
4	SLAS 4B SN OR	157182	100
6	SLAS 6B SN OR	157183	50
8	SLAS 8B SN OR	157184	50
10	SLAS 10BSN OR	157185	50
12	SLAS 12B SN OR	157186	50
16	SLAS 16B SN OR	157188	50
20	SLAS 20B SN OR	157189	20
24	SLAS 24B SN OR	157190	20

### SLAKU pin blocks

tin-plated version



### SLAKU 2 ... 12

No. of poles	Type	Cat.No.	Qty.
2	SLAKU 2 SN OR	135966	50
3	SLAKU 3 SN OR	135976	50
4	SLAKU 4 SN OR	134276	50
5	SLAKU 5 SN OR	135986	25
6	SLAKU 6 SN OR	135996	25
7	SLAKU 7 SN OR	136006	20
8	SLAKU 8 SN OR	134286	20
9	SLAKU 9 SN OR	136016	20
10	SLAKU 10 SN OR	136026	20
11	SLAKU 11 SN OR	136036	10
12	SLAKU 12 SN OR	136046	10

### Accessories

Floodlight indication, covering caps, pull-out aid, disconnect element, coding element, locking foot, combi-foot see page 5/130

Mounting sets see page 5/131

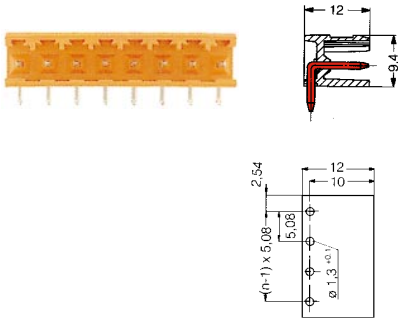
mounting brackets, Marking material, tools, strain relief, crimp contacts see page 5/132



## SLA 90 pin blocks

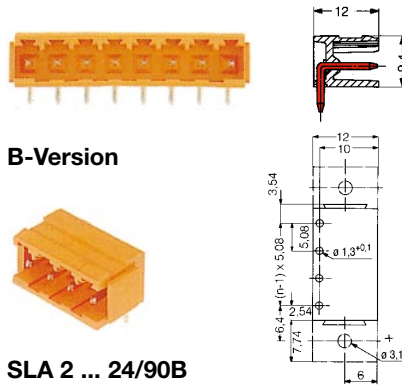
90°, tin-plated version

[查询"151386"供应商](#)



## SLA 90 pin headers

180°, tin-plated version



### B-Version



## SLA 2 ... 24/90

Solder version, pin length 3,2 mm

No. of poles	Type	Cat.No.	Qty.
2	SLA 2/90 3.2SN OR	123806	100
3	SLA 3/90 3.2SN OR	123816	100
4	SLA 4/90 3.2SN OR	123826	100
5	SLA 5/90 3.2SN OR	123836	50
6	SLA 6/90 3.2SN OR	123846	50
7	SLA 7/90 3.2SN OR	123856	50
8	SLA 8/90 3.2SN OR	123866	50
9	SLA 9/90 3.2SN OR	123876	50
10	SLA 10/90 3.2SN OR	123886	50
11	SLA 11/90 3.2SN OR	123896	50
12	SLA 12/90 3.2SN OR	123906	50
13	SLA 13/90 3.2SN OR	123916	50
14	SLA 14/90 3.2SN OR	123926	50
15	SLA 15/90 3.2SN OR	123936	50
16	SLA 16/90 3.2SN OR	123946	50
17	SLA 17/90 3.2SN OR	127176	20
18	SLA 18/90 3.2SN OR	127186	20
19	SLA 19/90 3.2SN OR	127196	20
20	SLA 20/90 3.2SN OR	127206	20
21	SLA 21/90 3.2SN OR	127216	20
22	SLA 22/90 3.2SN OR	131596	20
23	SLA 23/90 3.2SN OR	131606	20
24	SLA 24/90 3.2SN OR	131616	20

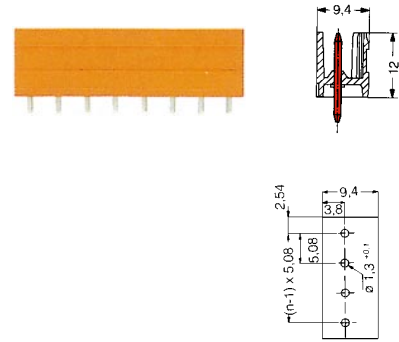
## SLA 2 ... 24/90B

Solder version, pin length 3,2 mm  
Lateral dovetail for mounting brackets

No. of poles	Type	Cat.No.	Qty.
2	SLA 2/90B 3.2SN OR	124106	100
3	SLA 3/90B 3.2SN OR	124116	100
4	SLA 4/90B 3.2SN OR	124126	100
5	SLA 5/90B 3.2SN OR	124136	50
6	SLA 6/90B 3.2SN OR	124146	50
7	SLA 7/90B 3.2SN OR	124156	50
8	SLA 8/90B 3.2SN OR	124166	50
9	SLA 9/90B 3.2SN OR	124176	50
10	SLA 10/90B 3.2SN OR	124186	50
11	SLA 11/90B 3.2SN OR	124196	50
12	SLA 12/90B 3.2SN OR	124206	50
13	SLA 13/90B 3.2SN OR	124216	50
14	SLA 14/90B 3.2SN OR	124226	50
15	SLA 15/90B 3.2SN OR	124236	50
16	SLA 16/90B 3.2SN OR	124246	50
17	SLA 17/90B 3.2SN OR	127026	20
18	SLA 18/90B 3.2SN OR	127036	20
19	SLA 19/90B 3.2SN OR	127046	20
20	SLA 20/90B 3.2SN OR	127056	20
21	SLA 21/90B 3.2SN OR	127066	20
22	SLA 22/90B 3.2SN OR	131566	20
23	SLA 23/90B 3.2SN OR	131576	20
24	SLA 24/90B 3.2SN OR	131586	20

## SLA 180 pin headers

180°, tin-plated version



## SLA 2 ... 24/180

Solder version, pin length 3,2 mm

No. of poles	Type	Cat.No.	Qty.
2	SLA 2/180 3.2SN OR	123956	100
3	SLA 3/180 3.2SN OR	123966	100
4	SLA 4/180 3.2SN OR	123976	100
5	SLA 5/180 3.2SN OR	123986	50
6	SLA 6/180 3.2SN OR	123996	50
7	SLA 7/180 3.2SN OR	124006	50
8	SLA 8/180 3.2SN OR	124016	50
9	SLA 9/180 3.2SN OR	124026	50
10	SLA 10/180 3.2SN OR	124036	50
11	SLA 11/180 3.2SN OR	124046	50
12	SLA 12/180 3.2SN OR	124056	50
13	SLA 13/180 3.2SN OR	124066	50
14	SLA 14/180 3.2SN OR	124076	50
15	SLA 15/180 3.2SN OR	124086	50
16	SLA 16/180 3.2SN OR	124096	50
17	SLA 17/180 3.2SN OR	127126	20
18	SLA 18/180 3.2SN OR	127136	20
19	SLA 19/180 3.2SN OR	127146	20
20	SLA 20/180 3.2SN OR	127156	20
21	SLA 21/180 3.2SN OR	127166	20
22	SLA 22/180 3.2SN OR	131506	20
23	SLA 23/180 3.2SN OR	131516	20
24	SLA 24/180 3.2SN OR	131526	20

## SLA 2 ... 24/90

Solder version, pin length 4,5 mm

No. of poles	Type	Cat.No.	Qty.
2	SLA 2/90 4.5SN OR	134686	100
3	SLA 3/90 4.5SN OR	134696	100
4	SLA 4/90 4.5SN OR	134706	100
5	SLA 5/90 4.5SN OR	134716	50
6	SLA 6/90 4.5SN OR	134726	50
7	SLA 7/90 4.5SN OR	134736	50
8	SLA 8/90 4.5SN OR	134746	50
9	SLA 9/90 4.5SN OR	134756	50
10	SLA 10/90 4.5SN OR	134766	50
11	SLA 11/90 4.5SN OR	134776	50
12	SLA 12/90 4.5SN OR	134786	50
13	SLA 13/90 4.5SN OR	134796	50
14	SLA 14/90 4.5SN OR	134806	50
15	SLA 15/90 4.5SN OR	134816	50
16	SLA 16/90 4.5SN OR	134826	50
17	SLA 17/90 4.5SN OR	134836	20
18	SLA 18/90 4.5SN OR	134846	20
19	SLA 19/90 4.5SN OR	134856	20
20	SLA 20/90 4.5SN OR	134866	20
21	SLA 21/90 4.5SN OR	134876	20
22	SLA 22/90 4.5SN OR	134886	20
23	SLA 23/90 4.5SN OR	134896	20
24	SLA 24/90 4.5SN OR	134906	20

## SLA 2 ... 24/90 B

Solder version, pin length 4,5 mm  
Lateral dovetail for mounting brackets

No. of poles	Type	Cat.No.	Qty.
2	SLA 2/90B 4.5SN OR	135146	100
3	SLA 3/90B 4.5SN OR	135156	100
4	SLA 4/90B 4.5SN OR	135166	100
5	SLA 5/90B 4.5SN OR	135176	50
6	SLA 6/90B 4.5SN OR	135186	50
7	SLA 7/90B 4.5SN OR	135196	50
8	SLA 8/90B 4.5SN OR	135206	50
9	SLA 9/90B 4.5SN OR	135216	50
10	SLA 10/90B 4.5SN OR	135226	50
11	SLA 11/90B 4.5SN OR	135236	50
12	SLA 12/90B 4.5SN OR	135246	50
13	SLA 13/90B 4.5SN OR	135256	50
14	SLA 14/90B 4.5SN OR	135266	50
15	SLA 15/90B 4.5SN OR	135276	50
16	SLA 16/90B 4.5SN OR	135286	50
17	SLA 17/90B 4.5SN OR	135296	20
18	SLA 18/90B 4.5SN OR	135306	20
19	SLA 19/90B 4.5SN OR	135316	20
20	SLA 20/90B 4.5SN OR	135326	20
21	SLA 21/90B 4.5SN OR	135336	20
22	SLA 22/90B 4.5SN OR	135346	20
23	SLA 23/90B 4.5SN OR	135356	20
24	SLA 24/90B 4.5SN OR	135366	20

## SLA 2 ... 24/180

Solder version, pin length 4,5 mm

No. of poles	Type	Cat.No.	Qty.
2	SLA 2/180 4.5SN OR	134916	100
3	SLA 3/180 4.5SN OR	134926	100
4	SLA 4/180 4.5SN OR	134936	100
5	SLA 5/180 4.5SN OR	134946	50
6	SLA 6/180 4.5SN OR	134956	50
7	SLA 7/180 4.5SN OR	134966	50
8	SLA 8/180 4.5SN OR	134976	50
9	SLA 9/180 4.5SN OR	134986	50
10	SLA 10/180 4.5SN OR	134996	50
11	SLA 11/180 4.5SN OR	135006	50
12	SLA 12/180 4.5SN OR	135016	50
13	SLA 13/180 4.5SN OR	135026	50
14	SLA 14/180 4.5SN OR	135036	50
15	SLA 15/180 4.5SN OR	135046	50
16	SLA 16/180 4.5SN OR	135056	50
17	SLA 17/180 4.5SN OR	135066	20
18	SLA 18/180 4.5SN OR	135076	20
19	SLA 19/180 4.5SN OR	135086	20
20	SLA 20/180 4.5SN OR	135096	20
21	SLA 21/180 4.5SN OR	135106	20
22	SLA 22/180 4.5SN OR	135116	20
23	SLA 23/180 4.5SN OR	135126	20
24	SLA 24/180 4.5SN OR	135136	20

### Accessories


Floodlight indication, covering caps, pull-out aid, disconnect element, coding element, locking foot, combi-foot see page 5/130

Mounting sets see page 5/131

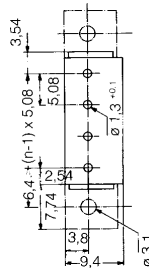
mounting brackets, Marking material, tools, strain relief, crimp contacts see page 5/132

## SLA 180 pin headers

180°, tin-plated version  
[查询"151386"供应商](#)



### B-Version



## SLA 2 ... 24/180B

Solder version, pin length 3,2 mm  
 Lateral dovetail for mounting brackets

No. of poles	Type	Cat.No.	Qty.
2	SLA 2/180B 3.2SN OR	124256	100
3	SLA 3/180B 3.2SN OR	124266	100
4	SLA 4/180B 3.2SN OR	124276	100
5	SLA 5/180B 3.2SN OR	124286	50
6	SLA 6/180B 3.2SN OR	124296	50
7	SLA 7/180B 3.2SN OR	124306	50
8	SLA 8/180B 3.2SN OR	124316	50
9	SLA 9/180B 3.2SN OR	124326	50
10	SLA 10/180B 3.2SN OR	124336	50
11	SLA 11/180B 3.2SN OR	124346	50
12	SLA 12/180B 3.2SN OR	124356	50
13	SLA 13/180B 3.2SN OR	124366	50
14	SLA 14/180B 3.2SN OR	124376	50
15	SLA 15/180B 3.2SN OR	124386	50
16	SLA 16/180B 3.2SN OR	124396	50
17	SLA 17/180B 3.2SN OR	127076	20
18	SLA 18/180B 3.2SN OR	127086	20
19	SLA 19/180B 3.2SN OR	127096	20
20	SLA 20/180B 3.2SN OR	127106	20
21	SLA 21/180B 3.2SN OR	127116	20
22	SLA 22/180B 3.2SN OR	131536	20
23	SLA 23/180B 3.2SN OR	131546	20
24	SLA 24/180B 3.2SN OR	131556	20

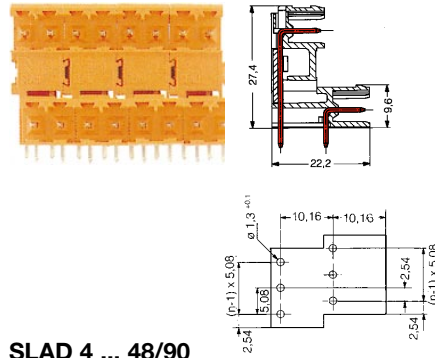
## SLA 2 ... 24/180B

Solder version, pin length 4,5 mm  
 Lateral dovetail for mounting brackets

No. of poles	Type	Cat.No.	Qty.
2	SLA 2/180B 4.5SN OR	135376	100
3	SLA 3/180B 4.5SN OR	135386	100
4	SLA 4/180B 4.5SN OR	135396	100
5	SLA 5/180B 4.5SN OR	135406	50
6	SLA 6/180B 4.5SN OR	135416	50
7	SLA 7/180B 4.5SN OR	135426	50
8	SLA 8/180B 4.5SN OR	135436	50
9	SLA 9/180B 4.5SN OR	135446	50
10	SLA 10/180B 4.5SN OR	135456	50
11	SLA 11/180B 4.5SN OR	135466	50
12	SLA 12/180B 4.5SN OR	135476	50
13	SLA 13/180B 4.5SN OR	135486	50
14	SLA 14/180B 4.5SN OR	135496	50
15	SLA 15/180B 4.5SN OR	135506	50
16	SLA 16/180B 4.5SN OR	135516	50
17	SLA 17/180B 4.5SN OR	135526	20
18	SLA 18/180B 4.5SN OR	135536	20
19	SLA 19/180B 4.5SN OR	135546	20
20	SLA 20/180B 4.5SN OR	135556	20
21	SLA 21/180B 4.5SN OR	135566	20
22	SLA 22/180B 4.5SN OR	135576	20
23	SLA 23/180B 4.5SN OR	135586	20
24	SLA 24/180B 4.5SN OR	135596	20

## SLAD 90 pin headers

90°, Solder version  
 tin-plated version



## SLAD 4 ... 48/90

from 4-pole basic elements  
 pin length 3,2 mm

No. of poles	Type	Cat.No.	Qty.
4	SLAD 4/90 3.2SN OR	132006	50
8	SLAD 8/90 3.2SN OR	137246	50
12	SLAD 12/90 3.2SN OR	143846	50
16	SLAD 16/90 3.2SN OR	137286	20
20	SLAD 20/90 3.2SN OR	137306	20
24	SLAD 24/90 3.2SN OR	143856	10
28	SLAD 28/90 3.2SN OR	137346	10
32	SLAD 32/90 3.2SN OR	137366	10
36	SLAD 36/90 3.2SN OR	143866	10
40	SLAD 40/90 3.2SN OR	137406	10
44	SLAD 44/90 3.2SN OR	137426	10
48	SLAD 48/90 3.2SN OR	143876	10

## SLAD 6 ... 48/90

from 6-pole basic elements  
 pin length 3,2 mm

No. of poles	Type	Cat.No.	Qty.
6	SLAD 6/90 3.2SN OR	132016	50
12	SLAD 12/90 3.2SN OR	137266	50
18	SLAD 18/90 3.2SN OR	137296	20
24	SLAD 24/90 3.2SN OR	137326	10
30	SLAD 30/90 3.2SN OR	137356	10
36	SLAD 36/90 3.2SN OR	137386	10
42	SLAD 42/90 3.2SN OR	137416	10
48	SLAD 48/90 3.2SN OR	137446	10

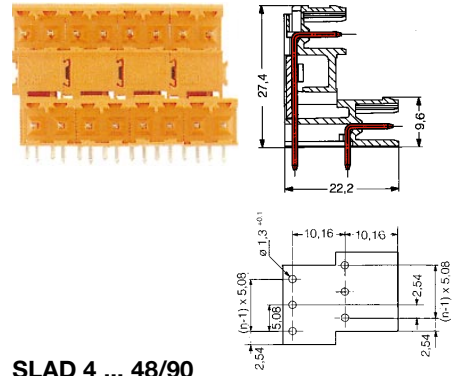
## SLAD 10 ... 46/90

from 4 and 6-pole basic elements  
 pin length 3,2 mm

No. of poles	Type	Cat.No.	Qty.
10	SLAD 10/90 3.2SN OR	137256	50
14	SLAD 14/90 3.2SN OR	137276	20
22	SLAD 22/90 3.2SN OR	137316	10
26	SLAD 26/90 3.2SN OR	137336	10
34	SLAD 34/90 3.2SN OR	137376	10
38	SLAD 38/90 3.2SN OR	137396	10
46	SLAD 46/90 3.2SN OR	137436	10

## SLAD 90 pin headers

90°, Solder version  
 tin-plated version



## SLAD 4 ... 48/90

from 4-pole basic elements  
 pin length 4,5 mm

No. of poles	Type	Cat.No.	Qty.
4	SLAD 4/90 4.5SN OR	132166	50
8	SLAD 8/90 4.5SN OR	138556	50
12	SLAD 12/90 4.5SN OR	143886	50
16	SLAD 16/90 4.5SN OR	138596	20
20	SLAD 20/90 4.5SN OR	138616	20
24	SLAD 24/90 4.5SN OR	143896	10
28	SLAD 28/90 4.5SN OR	138656	10
32	SLAD 32/90 4.5SN OR	138676	10
36	SLAD 36/90 4.5SN OR	143906	10
40	SLAD 40/90 4.5SN OR	138716	10
44	SLAD 44/90 4.5SN OR	138736	10
48	SLAD 48/90 4.5SN OR	143916	10

## SLAD 6 ... 48/90

from 6-pole basic elements  
 pin length 4,5 mm

No. of poles	Type	Cat.No.	Qty.
6	SLAD 6/90 4.5SN OR	132176	50
12	SLAD 12/90 4.5SN OR	138576	50
18	SLAD 18/90 4.5SN OR	138606	20
24	SLAD 24/90 4.5SN OR	138636	10
30	SLAD 30/90 4.5SN OR	138666	10
36	SLAD 36/90 4.5SN OR	138696	10
42	SLAD 42/90 4.5SN OR	138726	10
48	SLAD 48/90 4.5SN OR	138756	10

## SLAD 10 ... 46/90

from 4 and 6-pole basic elements  
 pin length 4,5 mm

No. of poles	Type	Cat.No.	Qty.
10	SLAD 10/90 4.5SN OR	138566	50
14	SLAD 14/90 4.5SN OR	138586	20
22	SLAD 22/90 4.5SN OR	138626	10
26	SLAD 26/90 4.5SN OR	138646	10
34	SLAD 34/90 4.5SN OR	138686	10
38	SLAD 38/90 4.5SN OR	138706	10
46	SLAD 46/90 4.5SN OR	138746	10

### Accessories

Floodlight indication, covering caps, pull-out aid, disconnect element, coding element, locking foot, combi-foot see page 5/130

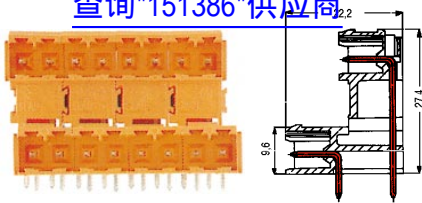
Mounting sets see page 5/131

mounting brackets, Marking material, tools, strain relief, crimp contacts see page 5/132

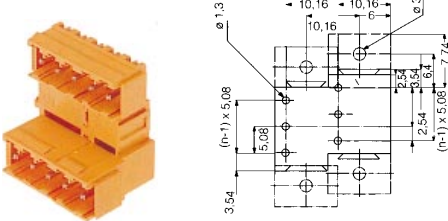
### SLAD 90 pin headers

90°, solder version, tin-plated version

查询"151386"供应商

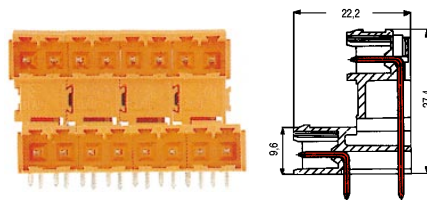


#### B-Version

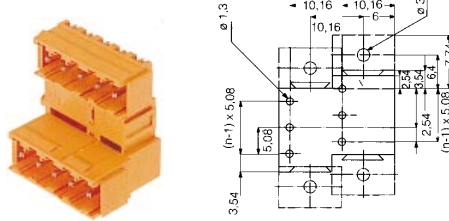


### SLAD 90 pin headers

90°, solder version, tin-plated version

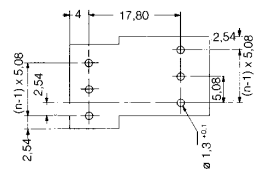
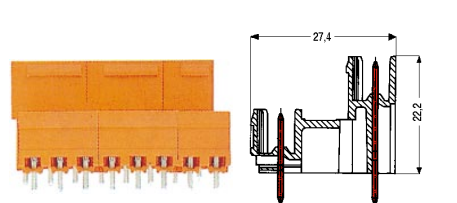


#### B-Version



### SLAD 180 pin headers

180°, solder version, tin-plated version



### SLAD 4 ... 48/90B

pin length 3,2 mm, from 4-pole basic elements, Lateral dovetail for mounting brackets

No. of poles	Type	Cat.No.	Qty.
4	SLAD 4/90B 3.2SN OR	132066	50
8	SLAD 8/90B 3.2SN OR	138856	50
12	SLAD 12/90B 3.2SN OR	143686	50
16	SLAD 16/90B 3.2SN OR	138896	20
20	SLAD 20/90B 3.2SN OR	138916	20
24	SLAD 24/90B 3.2SN OR	143696	10
28	SLAD 28/90B 3.2SN OR	139076	10
32	SLAD 32/90B 3.2SN OR	139096	10
36	SLAD 36/90B 3.2SN OR	143706	10
40	SLAD 40/90B 3.2SN OR	139136	10
44	SLAD 44/90B 3.2SN OR	139156	10
48	SLAD 48/90B 3.2SN OR	143716	10

### SLAD 4 ... 48/90B

pin length 4,5 mm, from 4-pole basic elements, Lateral dovetail for mounting brackets

No. of poles	Type	Cat.No.	Qty.
4	SLAD 4/90B 4.5SN OR	132226	50
8	SLAD 8/90B 4.5SN OR	138766	50
12	SLAD 12/90B 4.5SN OR	143726	50
16	SLAD 16/90B 4.5SN OR	138806	20
20	SLAD 20/90B 4.5SN OR	138826	20
24	SLAD 24/90B 4.5SN OR	143736	10
28	SLAD 28/90B 4.5SN OR	138956	10
32	SLAD 32/90B 4.5SN OR	138976	10
36	SLAD 36/90B 4.5SN OR	143746	10
40	SLAD 40/90B 4.5SN OR	139016	10
44	SLAD 44/90B 4.5SN OR	139036	10
48	SLAD 48/90B 4.5SN OR	143756	10

### SLAD 4 ... 48/180

pin length 3,2 mm, from 4-pole basic elements

No. of poles	Type	Cat.No.	Qty.
4	SLAD 4/180 3.2SN OR	132086	50
8	SLAD 8/180 3.2SN OR	137456	50
12	SLAD 12/180 3.2SN OR	143766	50
16	SLAD 16/180 3.2SN OR	137496	20
20	SLAD 20/180 3.2SN OR	137516	20
24	SLAD 24/180 3.2SN OR	143776	10
28	SLAD 28/180 3.2SN OR	137556	10
32	SLAD 32/180 3.2SN OR	137576	10
36	SLAD 36/180 3.2SN OR	143786	10
40	SLAD 40/180 3.2SN OR	137616	10
44	SLAD 44/180 3.2SN OR	137636	10
48	SLAD 48/180 3.2SN OR	143796	10

### SLAD 6 ... 48/90B

pin length 3,2 mm, from 6-pole basic elements, lateral dovetail for mounting brackets

No. of poles	Type	Cat.No.	Qty.
6	SLAD 6/90B 3.2SN OR	132076	50
12	SLAD 12/90B 3.2SN OR	138876	50
18	SLAD 18/90B 3.2SN OR	138906	20
24	SLAD 24/90B 3.2SN OR	138936	10
30	SLAD 30/90B 3.2SN OR	139086	10
36	SLAD 36/90B 3.2SN OR	139116	10
42	SLAD 42/90B 3.2SN OR	139146	10
48	SLAD 48/90B 3.2SN OR	139176	10

### SLAD 6 ... 48/90 B

pin length 4,5 mm, from 6-pole basic elements, lateral dovetail for mounting brackets

No. of poles	Type	Cat.No.	Qty.
6	SLAD 6/90B 4.5SN OR	132236	50
12	SLAD 12/90B 4.5SN OR	138876	50
18	SLAD 18/90B 4.5SN OR	138816	20
24	SLAD 24/90B 4.5SN OR	138846	10
30	SLAD 30/90B 4.5SN OR	138966	10
36	SLAD 36/90B 4.5SN OR	138996	10
42	SLAD 42/90B 4.5SN OR	139026	10
48	SLAD 48/90B 4.5SN OR	139056	10

### SLAD 6 ... 48/180

pin length 3,2 mm, from 6-pole basic elements

No. of poles	Type	Cat.No.	Qty.
6	SLAD 6/180 3.2SN OR	132096	50
12	SLAD 12/180 3.2SN OR	137476	50
18	SLAD 18/180 3.2SN OR	137506	20
24	SLAD 24/180 3.2SN OR	137536	10
30	SLAD 30/180 3.2SN OR	137566	10
36	SLAD 36/180 3.2SN OR	137596	10
42	SLAD 42/180 3.2SN OR	137626	10
48	SLAD 48/180 3.2SN OR	137656	10

### SLAD 10 ... 46/90B

pin length 3,2 mm, from 4 and 6-pole basic elements, lateral dovetail for mounting brackets

No. of poles	Type	Best.	Qty.
10	SLAD 10/90B 3.2SN OR	138866	50
14	SLAD 14/90B 3.2SN OR	138886	20
22	SLAD 22/90B 3.2SN OR	138926	10
26	SLAD 26/90B 3.2SN OR	139066	10
34	SLAD 34/90B 3.2SN OR	139106	10
38	SLAD 38/90B 3.2SN OR	139126	10
46	SLAD 46/90B 3.2SN OR	139166	10

### SLAD 10 ... 46/90B

pin length 4,5 mm, from 4 and 6-pole basic elements, lateral dovetail for mounting brackets

No. of poles	Type	Best.	Qty.
10	SLAD 10/90B 4.5SN OR	138776	50
14	SLAD 14/90B 4.5SN OR	138796	20
22	SLAD 22/90B 4.5SN OR	138836	10
26	SLAD 26/90B 4.5SN OR	138946	10
34	SLAD 34/90B 4.5SN OR	138986	10
38	SLAD 38/90B 4.5SN OR	138006	10
46	SLAD 46/90B 4.5SN OR	139046	10

### SLAD 10 ... 46/180

pin length 3,2 mm, from 4 and 6-pole basic elements

No. of poles	Type	Best.	Qty.
10	SLAD 10/180 3.2SN OR	137466	50
14	SLAD 14/180 3.2SN OR	137486	20
22	SLAD 22/180 3.2SN OR	137526	10
26	SLAD 26/180 3.2SN OR	137546	10
34	SLAD 34/180 3.2SN OR	137586	10
38	SLAD 38/180 3.2SN OR	137606	10
46	SLAD 46/180 3.2SN OR	137646	10

#### Accessories

Floodlight indication, covering caps, pull-out aid, disconnect element, coding element, locking foot, combi-foot see page 5/130

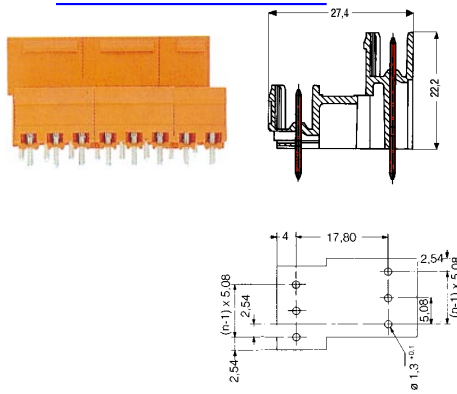
Mounting sets see page 5/131

mounting brackets, Marking material, tools, strain relief, crimp contacts see page 5/132

### SLAD 180 pin headers

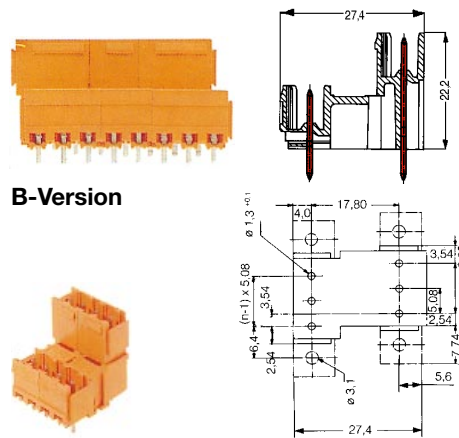
180°, Solder version, tin-plated version

[查询"151386"供应商](#)



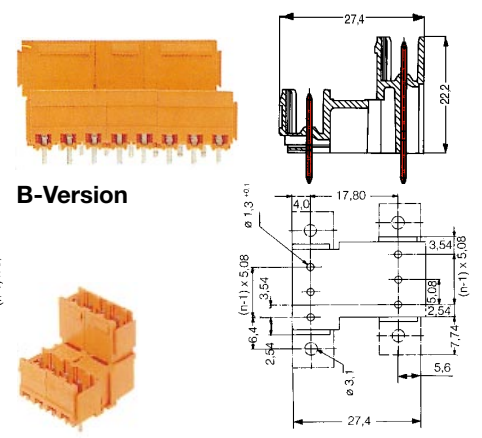
### SLAD 180 pin headers

180°, Solder version, tin-plated version



### SLAD 180 pin headers

180°, Solder version, tin-plated version



### SLAD 4 ... 48/180

pin length 4,5 mm, from 4-pole basic elements

No. of poles	Type	Cat.No.	Qty.
4	SLAD 4/180 4.5SN OR	<b>132246</b>	50
8	SLAD 8/180 4.5SN OR	<b>138346</b>	50
12	SLAD 12/180 4.5SN OR	<b>143806</b>	50
16	SLAD 16/180 4.5SN OR	<b>138386</b>	20
20	SLAD 20/180 4.5SN OR	<b>138406</b>	20
24	SLAD 24/180 4.5SN OR	<b>143816</b>	10
28	SLAD 28/180 4.5SN OR	<b>138446</b>	10
32	SLAD 32/180 4.5SN OR	<b>138466</b>	10
36	SLAD 36/180 4.5SN OR	<b>143826</b>	10
40	SLAD 40/180 4.5SN OR	<b>138506</b>	10
44	SLAD 44/180 4.5SN OR	<b>138526</b>	10
48	SLAD 48/180 4.5SN OR	<b>143836</b>	10

### SLAD 4 ... 48/180B

pin length 3,2 mm, from 4-pole basic elements  
Lateral dovetail for mounting brackets

No. of poles	Type	Cat.No.	Qty.
4	SLAD 4/180B 3.2SN OR	<b>132146</b>	50
8	SLAD 8/180B 3.2SN OR	<b>139276</b>	50
12	SLAD 12/180B 3.2SN OR	<b>143606</b>	50
16	SLAD 16/180B 3.2SN OR	<b>139316</b>	20
20	SLAD 20/180B 3.2SN OR	<b>139336</b>	20
24	SLAD 24/180B 3.2SN OR	<b>143616</b>	10
28	SLAD 28/180B 3.2SN OR	<b>139496</b>	10
32	SLAD 32/180B 3.2SN OR	<b>139516</b>	10
36	SLAD 36/180B 3.2SN OR	<b>143626</b>	10
40	SLAD 40/180B 3.2SN OR	<b>139556</b>	10
44	SLAD 44/180B 3.2SN OR	<b>139576</b>	10
48	SLAD 48/180B 3.2SN OR	<b>143636</b>	10

### SLAD 4 ... 48/180B

pin length 4,5 mm, from 4-pole basic elements  
Lateral dovetail for mounting brackets

No. of poles	Type	Cat.No.	Qty.
4	SLAD 4/180B 4.5SN OR	<b>132306</b>	50
8	SLAD 8/180B 4.5SN OR	<b>139186</b>	50
12	SLAD 12/180B 4.5SN OR	<b>143646</b>	50
16	SLAD 16/180B 4.5SN OR	<b>139226</b>	20
20	SLAD 20/180B 4.5SN OR	<b>139246</b>	20
24	SLAD 24/180B 4.5SN OR	<b>143656</b>	10
28	SLAD 28/180B 4.5SN OR	<b>139376</b>	10
32	SLAD 32/180B 4.5SN OR	<b>139396</b>	10
36	SLAD 36/180B 4.5SN OR	<b>143666</b>	10
40	SLAD 40/180B 4.5SN OR	<b>139436</b>	10
44	SLAD 44/180B 4.5SN OR	<b>139456</b>	10
48	SLAD 48/180B 4.5SN OR	<b>143676</b>	10

### SLAD 6 ... 48/180

pin length 4,5 mm, from 6-pole basic elements

No. of poles	Type	Cat.No.	Qty.
6	SLAD 6/180 4.5SN OR	<b>132256</b>	50
12	SLAD 12/180 4.5SN OR	<b>138366</b>	50
18	SLAD 18/180 4.5SN OR	<b>138396</b>	20
24	SLAD 24/180 4.5SN OR	<b>138426</b>	10
30	SLAD 30/180 4.5SN OR	<b>138456</b>	10
36	SLAD 36/180 4.5SN OR	<b>138486</b>	10
42	SLAD 42/180 4.5SN OR	<b>138516</b>	10
48	SLAD 48/180 4.5SN OR	<b>138546</b>	10

### SLAD 6 ... 48/90

pin length 3,2 mm, from 6-pole basic elements,  
lateral dovetail for mounting brackets

No. of poles	Type	Cat.No.	Qty.
6	SLAD 6/180B 3.2SN OR	<b>132156</b>	50
12	SLAD 12/180B 3.2SN OR	<b>139296</b>	50
18	SLAD 18/180B 3.2SN OR	<b>139326</b>	20
24	SLAD 24/180B 3.2SN OR	<b>139356</b>	10
30	SLAD 30/180B 3.2SN OR	<b>139506</b>	10
36	SLAD 36/180B 3.2SN OR	<b>139536</b>	10
42	SLAD 42/180B 3.2SN OR	<b>139566</b>	10
48	SLAD 48/180B 3.2SN OR	<b>139596</b>	10

### SLAD 6 ... 48/180B

pin length 4,5 mm, from 6-pole basic elements,  
lateral dovetail for mounting brackets

No. of poles	Type	Cat.No.	Qty.
6	SLAD 6/180B 4.5SN OR	<b>132316</b>	50
12	SLAD 12/180B 4.5SN OR	<b>139206</b>	50
18	SLAD 18/180B 4.5SN OR	<b>139236</b>	20
24	SLAD 24/180B 4.5SN OR	<b>139266</b>	10
30	SLAD 30/180B 4.5SN OR	<b>139386</b>	10
36	SLAD 36/180B 4.5SN OR	<b>139416</b>	10
42	SLAD 42/180B 4.5SN OR	<b>139446</b>	10
48	SLAD 48/180B 4.5SN OR	<b>139476</b>	10

### SLAD 10 ... 46/180

pin length 4,5 mm, from 4 and 6-pole basic elements

No. of poles	Type	Best.	Qty.
10	SLAD 10/180 4.5SN OR	<b>138356</b>	50
14	SLAD 14/180 4.5SN OR	<b>138376</b>	20
22	SLAD 22/180 4.5SN OR	<b>138416</b>	10
26	SLAD 26/180 4.5SN OR	<b>138436</b>	10
34	SLAD 34/180 4.5SN OR	<b>138476</b>	10
38	SLAD 38/180 4.5SN OR	<b>138796</b>	10
46	SLAD 46/180 4.5SN OR	<b>138536</b>	10

### SLAD 10 ... 46/180B

pin length 3,2 mm, from 4 and 6-pole basic elements,  
lateral dovetail for mounting brackets

No. of poles	Type	Best.	Qty.
10	SLAD 10/180B 3.2SN OR	<b>139286</b>	50
14	SLAD 14/180B 3.2SN OR	<b>139306</b>	20
22	SLAD 22/180B 3.2SN OR	<b>139346</b>	10
26	SLAD 26/180B 3.2SN OR	<b>139486</b>	10
34	SLAD 34/180B 3.2SN OR	<b>139526</b>	10
38	SLAD 38/180B 3.2SN OR	<b>139546</b>	10
46	SLAD 46/180B 3.2SN OR	<b>139586</b>	10

### SLAD 10 ... 46/180B

pin length 4,5 mm, from 4 and 6-pole basic elements,  
lateral dovetail for mounting brackets

No. of poles	Type	Best.	Qty.
10	SLAD 10/180B 4.5SN OR	<b>139196</b>	50
14	SLAD 14/180B 4.5SN OR	<b>139216</b>	20
22	SLAD 22/180B 4.5SN OR	<b>139256</b>	10
26	SLAD 26/180B 4.5SN OR	<b>139366</b>	10
34	SLAD 34/180B 4.5SN OR	<b>139406</b>	10
38	SLAD 38/180B 4.5SN OR	<b>139426</b>	10
46	SLAD 46/180B 4.5SN OR	<b>139466</b>	10

#### Accessories

Floodlight indication, covering caps, pull-out aid, disconnect element, coding element, locking foot, combi-foot see page 5/130

Mounting sets see page 5/131

mounting brackets, Marking material, tools, strain relief, crimp contacts see page 5/132

## P.C.B. Connectors, imperial pitch

### System overview [查询"191386"供应商](#)

- **BLZ 5.08/SL 5.08 (Pitch 5.08 mm)**
- **BLZ 7.62/SL 7.62 (Pitch 7.62 mm)**

With their new wire range up to 2.5 mm<sup>2</sup> BLZ 5.08/SL 5.08 and BLZ 7.62/SL 7.62 printed circuit board connectors embodying a wealth of innovative features are a state of the art system.

Continuous further product development provides for high operating safety. The large number of BLZ 5.08/SL 5.08 socket block variants enable a wide range of conductor routing requirements to be met. Conductors can be fed parallel to the circuit board, or from above or below the circuit board. The system is complemented by the new BLZ 7.62/SL 7.62 system, which is similarly suitable for a wire range up to 2.5 mm<sup>2</sup>.

Both systems offer:

- Conical wire entry
- A clear marking surface
- Coding without pole loss
- Compatibility with other connector systems

The housings made of PBT plastic are

- Flame-resistant to UL 94 V0
- Durable and
- Accurately pitched

The following metal parts are used:

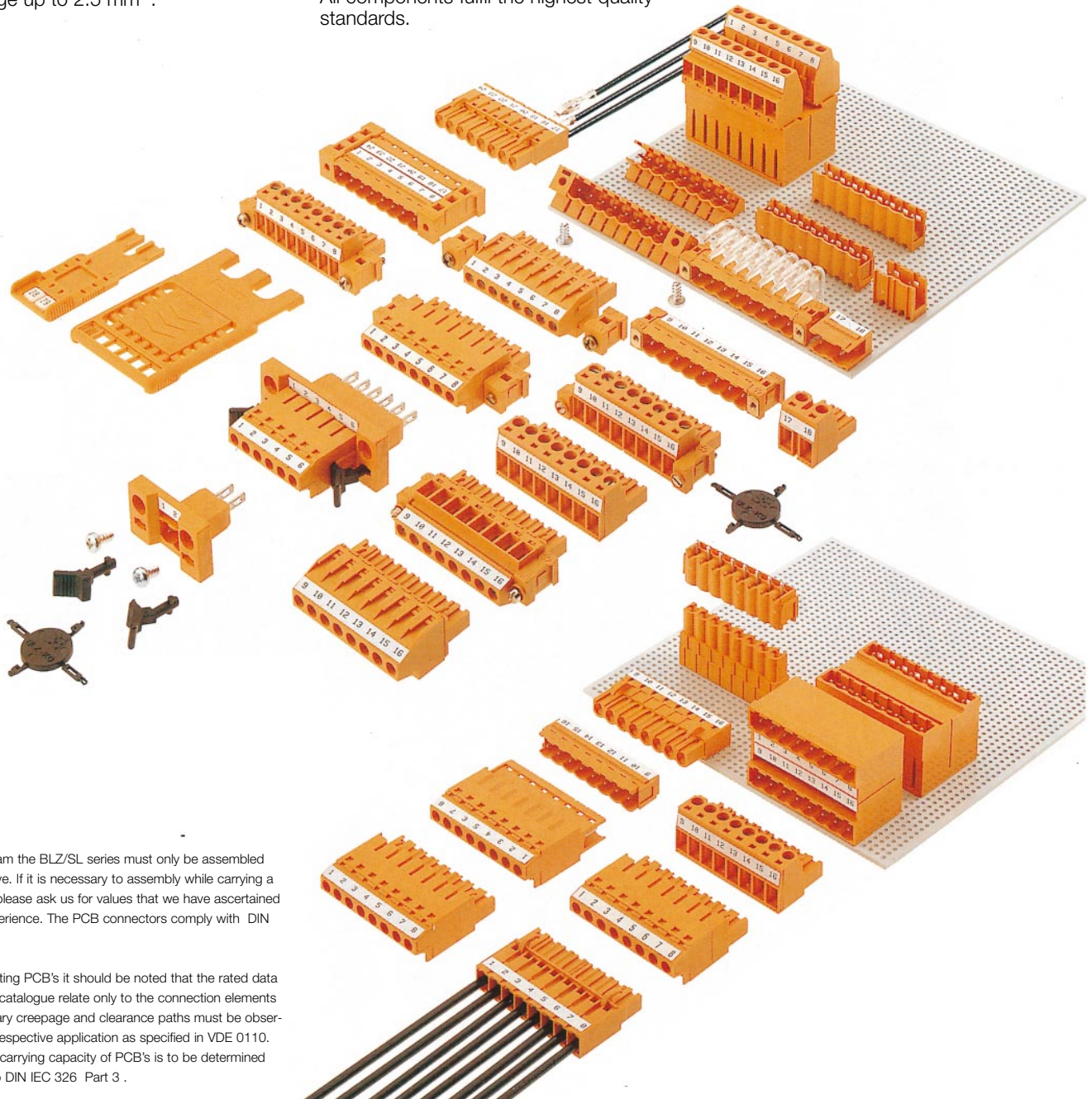

- The Weidmüller clamping yoke system
- The Weidmüller Top element and
- The Weidmüller double flat spring contact

All components fulfil the highest quality standards.

#### Plug face BLZ 5.08



#### Plug face BLZ 7.62



#### Note:

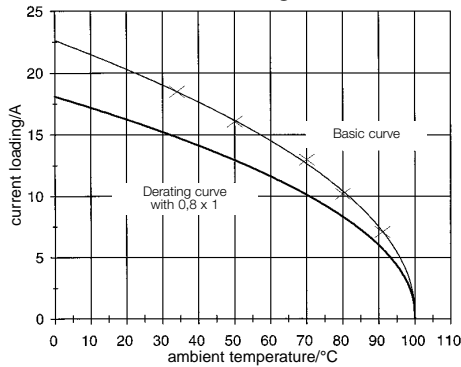
Products from the BLZ/SL series must only be assembled when not live. If it is necessary to assemble while carrying a low power, please ask us for values that we have ascertained through experience. The PCB connectors comply with DIN VDE 0627.

When mounting PCB's it should be noted that the rated data given in the catalogue relate only to the connection elements. The necessary creepage and clearance paths must be observed for the respective application as specified in VDE 0110. The current-carrying capacity of PCB's is to be determined according to DIN IEC 326 Part 3.

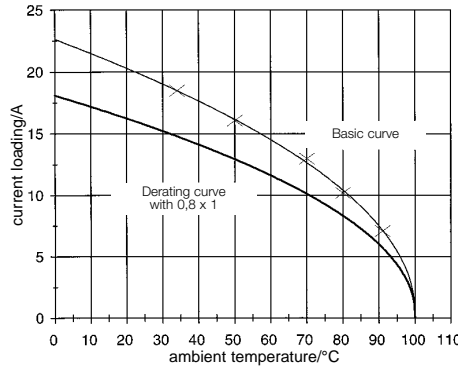
**P.C.B. Connectors, imperial pitch**  
**BLZ 5.08/SL 5.08 and BLZ 7.62/SL 7.62**

查询"151386"供应商

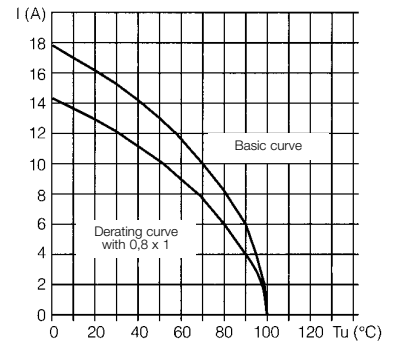
**Technical data / derating curves**



**SLS 5.08/2 with BLZ 5.08/2**  
**Conductor: H07V-K 2,5 mm<sup>2</sup>**



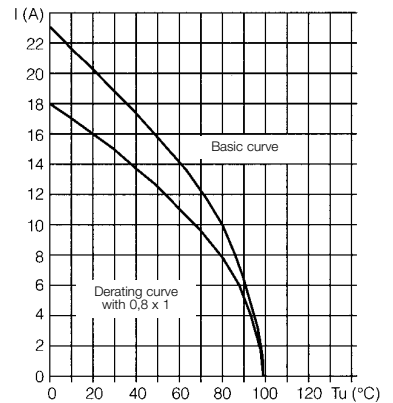
**SLS 5.08/24 with BLZ 5.08/24**  
**Conductor: H07V-K 2,5 mm<sup>2</sup>**



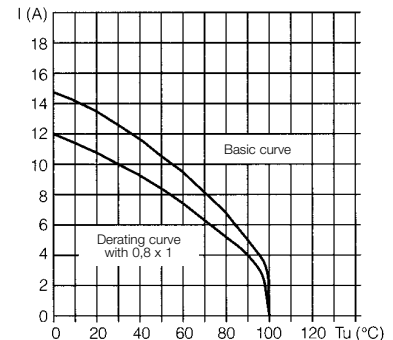
**BLZ 5.08/24 with SL 5.08/24/90,**  
**Conductor H07V-K 2,5 mm<sup>2</sup>**

**Technical data**

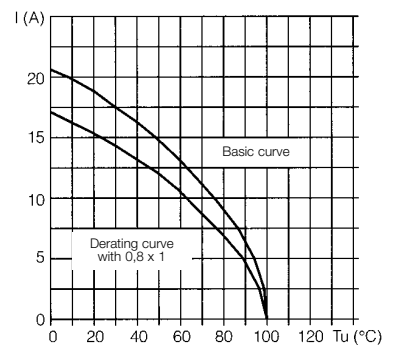
Material data	BLZ 5.08/SL 5.08/SLS 5.08	BLZ 7.62/SL 7.62	BLZ 5.08/90, 270
Insulation	PBT	PBT	PBT
Colour	orange <sup>1)</sup>	orange <sup>1)</sup>	orange <sup>1)</sup>
Temperature range	-20...+100 °C	-20...+100 °C	-20...+100 °C
Flammability class	UL 94 (V0)	UL 94 (V0)	UL 94 (V0)
Basic contact material	CuSn	CuSn	CuSn
contact plating	tin-plated <sup>2)</sup>	tin-plated <sup>2)</sup>	tin-plated <sup>2)</sup>
<b>Characteristic system value</b>			
Pitch	5,08 mm	7,62 mm	5,08 mm
Clearance	≥ 2,5 mm	≥ 4,5 mm	≥ 2,5 mm
Creepage path	≥ 4,0 mm	≥ 8,0 mm	≥ 4,0 mm
Polarisation connection	Screw connection/solder conn	Screw connection/solder conn	Screw connection
Solder pin length	3,2/4,5 mm	3,2/4,5 mm	
Mounting hole	ø 1,3 + 0,1 mm	ø 1,3 + 0,1 mm	
Insulation stripping length	7 mm	7 mm	7 mm
Clamping screw	M 2,5	M 2,5	M 2,5
Insulation resistance	≥ 10 MΩ	≥ 10 MΩ	≥ 10 MΩ
Through resistance	≤ 5,0 mΩ	≤ 5,0 mΩ	≤ 5,0 mΩ
<b>Connectable conductors</b>			
Max. clamping range	0,08...2,5 mm <sup>2</sup>	0,08...2,5 mm <sup>2</sup>	0,08...2,5 mm <sup>2</sup>
solid H05(07)V-U	0,5...2,5 mm <sup>2</sup>	0,5...2,5 mm <sup>2</sup>	0,5...2,5 mm <sup>2</sup>
flexible H05(07)V-K	0,5...2,5 mm <sup>2</sup>	0,5...2,5 mm <sup>2</sup>	0,5...2,5 mm <sup>2</sup>
with ferrules			
to DIN 46228/1	0,5...2,5 mm <sup>2</sup>	0,5...2,5 mm <sup>2</sup>	0,5...2,5 mm <sup>2</sup>
with plastic collar			
to DIN 46228/4	0,5...1,5 mm <sup>2</sup>	0,5...1,5 mm <sup>2</sup>	0,5...1,5 mm <sup>2</sup>
AWG-conductor	28...14	28...14	28...14
Gauge pin to			
EN 60947-1/10.91 Dimension	A3	A3	A3
<b>VDE rated data</b>			
Rated cross-section	2,5 mm <sup>2</sup>	2,5 mm <sup>2</sup>	2,5 mm <sup>2</sup>
Rated current	12 A <sup>3)</sup>	15 A <sup>3)</sup>	12 A <sup>3)</sup>
Current-carrying capacity	see derating curves <sup>4)</sup>	see derating curves <sup>4)</sup>	see derating curves <sup>4)</sup>
Reference voltage	250 V~ / 300 V~, group C	500 V~ / 600 V~, group C	250 V~ / 300 V~, group C
(to VDE 0110b 2.79)	380 V~ / 450 V~, group B	750 V~ / 900 V~, group B	380 V~ / 450 V~, group B
Test voltage	2,0 kV~	3,0 kV~	2,0 kV~
Rated torque	0,5 Nm	0,5 Nm	0,5 Nm
<b>UL rated data</b>			
Conductor sizes	22...12	22...12	22...12
Rated current	10 A	10 A	10 A
Rated voltage, industrial	300 V~	300 V~	300 V~
<b>Tightening torque</b>			
Screwdriver Type SD/SD <sup>5)</sup>			
<b>Approvals</b>	List on request	List on request	List on request



**BLZ 5.08/2 with SL 5.08/2/90,**  
**Conductor H07V-K 2,5 mm<sup>2</sup>**



**BLZ 5.08/16 with SL 5.08/16/135B,**  
**Conductor H07V-K 1,5 mm<sup>2</sup>**



**BLZ 7.62/12 with SL 7.62/12/90,**  
**Conductor H07V-K 2,5 mm<sup>2</sup>**

1) Other colours on request  
 2) Gold-plated on request  
 3) Based on 20°C ambient temperature, rated cross-section and maximum pole number  
 4) Additional derating curves on request  
 5) See section 9/tools for other versions

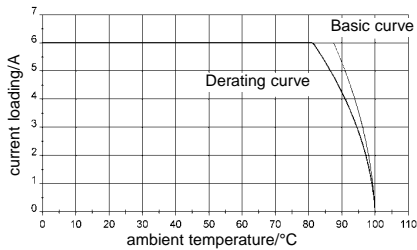
## P.C.B. Connectors, imperial pitch

BLZ 5.08/12 "50886" 供应商

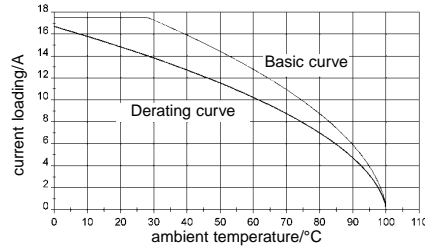
### Technical data/Derating curves

For the mounting of PCBs, it should be noted that the rated data given in the catalogue relate only to the connection elements. The necessary creepage and clearance paths must be observed in connection of the respective application with accordance to VDE 0110.

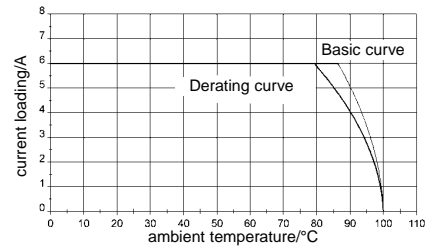
The current-carrying capacity of PCBs is to be determined according to DIN IEC 326 P.3.



BLDT 5.08/12 mit SL 5.08/12  
Leiter H05V-K0,5 mm<sup>2</sup>



BLDT 5.08/12 mit SL 5.08/12  
Leiter H07V-K1,5 mm<sup>2</sup>



SLZF 5.08/12 mit BLL 5.08/12  
Leiter H05V-K0,5 mm<sup>2</sup>

### Technical data

#### Material data

	BLDT 5.08
Insulation	PBT
Colour	orange <sup>1)</sup>
Temperature range	-20...+100 °C
Flammability class	UL 94 (V0)
Basic contact material	CuSn
contact plating	tin-plated <sup>2)</sup>

#### BLZF 5.00 / 5.08

	BLZF 5.00 / 5.08
Insulation	PBT
Colour	orange <sup>1)</sup>
Temperature range	-20...+100 °C
Flammability class	UL 94 (V0)
Basic contact material	CuSn
contact plating	tin-plated <sup>2)</sup>

#### SLZF 5.08

	SLZF 5.08
Insulation	PBT
Colour	orange <sup>1)</sup>
Temperature range	-20...+100 °C
Flammability class	UL 94 (V0)
Basic contact material	CuSn
contact plating	tin-plated <sup>2)</sup>

#### Characteristic system value

	BLDT 5.08	BLZF 5.00 / 5.08	SLZF 5.08
Pitch	5,08 mm	5,00 mm / 5,08 mm	5,08 mm
Clearance	≥ 2,5 mm	≥ 3 mm	≥ 2,5 mm
Creepage path	≥ 4,0 mm	≥ 4,0 mm	≥ 4,0 mm
Polarisation connection	Twin-T-shaped connection	Tension clamp connection	Tension clamp connection
Solder pin length			
Mounting hole			
Insulation stripping length	7 mm	7 mm	7 mm
Clamping screw	M 2,5		
Insulation resistance	≥ 10 <sup>6</sup> MΩ	≥ 10 <sup>6</sup> MΩ	≥ 10 <sup>6</sup> MΩ
Through resistance	≤ 5,0 mΩ	≤ 5,0 mΩ	≤ 5,0 mΩ

#### Connectable conductors

	BLDT 5.08	BLZF 5.00 / 5.08	SLZF 5.08
Max. clamping range	0,13...2,5mm <sup>2</sup>	1,5 mm <sup>2</sup>	2,5 mm <sup>2</sup>
solid H05(07)V-U	0,5...2,5 mm <sup>2</sup>	0,13...1,5 mm <sup>2</sup>	0,13...1,5 mm <sup>2</sup>
flexible H05(07)V-K	0,5...1,5 mm <sup>2</sup>	0,13...2,5 mm <sup>2</sup>	0,13...2,5 mm <sup>2</sup>
with ferrules			
to DIN 46228/1	0,5...1,5 mm <sup>2</sup>	0,5...2,5 mm <sup>2</sup> 5)	0,5...2,5 mm <sup>2</sup> 5)
with plastic collar			
to DIN 46228/4	0,5...1,5 mm <sup>2</sup>	1,5 mm <sup>2</sup>	1,5 mm <sup>2</sup>
AWG-conductor	26...16	26...14	26...14

#### Nenndaten nach

	VDE 0110 2.79	VDE 0110 2.79	VDE 0110 2.79
Rated cross-section	1,5 mm <sup>2</sup>	1,5 mm <sup>2</sup>	1,5 mm <sup>2</sup>
Rated current	14 A <sup>3)</sup>	12 A <sup>3)</sup>	14 A <sup>3)</sup>
Reference voltage	250 V~ / 300 V~ group C	250 V~ / 300 V~ 380 V~ / 450 V~	250 V~ / 300 V~ 380 V~ / 450 V~
	group B		
Test voltage	2,0 kV~	2,0 kV~	2,0 kV~

#### Rated data

	VDE 0110 1.89	VDE 0110 1.89	VDE 0110 1.89
Rated cross-section	1,5 mm <sup>2</sup>	1,5 mm <sup>2</sup>	1,5 mm <sup>2</sup>
Rated current (T <sub>u</sub> =20°C)	14 A	12 A	16 A
Rated voltage	250 V	250 V	250 V
Rated impulse voltage	4 kV	4 kV	4 kV
Pollution severity	3	3	3

#### UL rated data

	BLDT 5.08	BLZF 5.00 / 5.08	SLZF 5.08
Conductor sizes	26...16	26...14	26...14
Rated current	10 A	10 A	10 A
Rated voltage industrial	300 V~	300 V~	300 V~

#### Tightening torque

	BLDT 5.08	BLZF 5.00 / 5.08	SLZF 5.08
Screwdriver Type SD/SD <sup>6)</sup>			

#### Approvals

	BLDT 5.08	BLZF 5.00 / 5.08	SLZF 5.08
	applied	applied	applied

<sup>1)</sup> Other colours on request

<sup>2)</sup> Gold-plated on request

<sup>3)</sup> Based on 20°C ambient temperature, rated cross-section and maximum pole number

<sup>4)</sup> Additional derating curves on request

<sup>5)</sup> Use only with crimping tool PZ 6/5

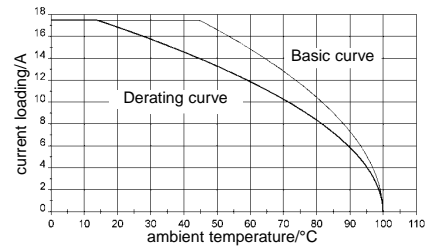
<sup>6)</sup> See section 9/tools for other versions

#### Note:

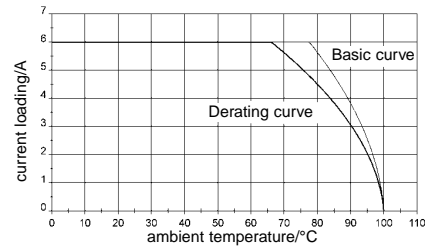
Can be assembled only with loss of poles

#### Note:

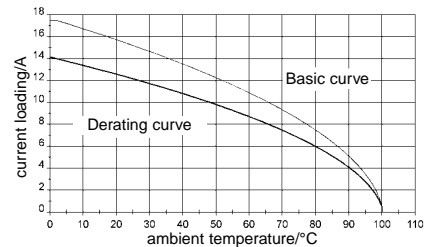
Can be assembled only with loss of poles



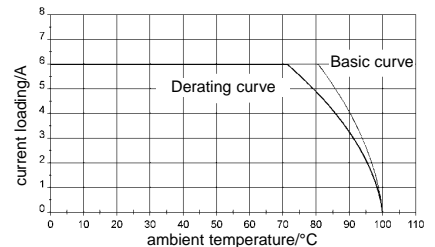
SLZF 5.08/12 mit BLL 5.08/12  
Leiter H07V-K1,5 mm<sup>2</sup>



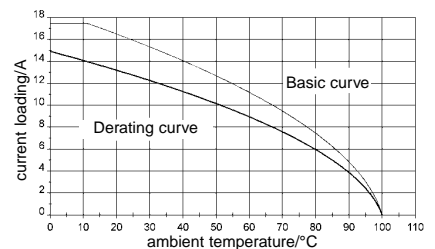
BLZF 5.00/24 mit SL 5.00/24  
Leiter H05V-K0,5 mm<sup>2</sup>



BLZF 5.00/24 mit SL 5.00/24  
Leiter H07V-K1,5 mm<sup>2</sup>



BLZF 5.08/24 mit SL 5.08/24  
Leiter H05V-K0,5 mm<sup>2</sup>



BLZF 5.08/24 mit SL 5.08/24  
Leiter H07V-K1,5 mm<sup>2</sup>

# P.C.B. Connectors, imperial pitch

BLZ 5.08/SL 5.08  
[www.weidmuller.com](http://www.weidmuller.com) 查询 151986" 供应商

## Technical data/Derating curves

### Technical data

Material data	BLT 5.08/SLT 5.08	BLC 5.08 / BLL 5.08	SLDF 5.08FL
Insulation	PBT	PBT	PBT
Colour	orange <sup>1)</sup>	orange <sup>1)</sup>	orange <sup>1)</sup>
Temperature range	-20...+100 °C	-20...+100 °C	-20...+100 °C
Flammability class	UL 94 (V0)	UL 94 (V0)	UL 94 (V0)
Basic contact material	CuSn	CuSn <sup>3)</sup>	CuSn
contact plating	tin-plated <sup>2)</sup>	tin-plated <sup>2)3)</sup>	tin-plated <sup>2)</sup>

### Characteristic system value

Characteristic system value	BLT 5.08/SLT 5.08	BLC 5.08 / BLL 5.08	SLDF 5.08FL
Pitch	5,08 mm	5,08 mm	5,08 mm
Clearance	≥ 2,5 mm	≥ 2,5 mm	≥ 2,5 mm
Creepage path	≥ 4,0 mm	≥ 4,0 mm	≥ 4,0 mm
Polarisation connection	Screw connection	Crimp conn./solder connect.	Solder-conn./tab connection
Solder pin length		3,2/4,5 mm	
Mounting hole		1,3 +0,1	
Insulation stripping length	13 mm	4 mm <sup>3)</sup> / -	
Clamping screw	M 2,5		
Insulation resistance	≥ 10 <sup>5</sup> MΩ	≥ 10 <sup>5</sup> MΩ	≥ 10 <sup>5</sup> MΩ
Through resistance	≤ 5,0 mΩ	≤ 5,0 mΩ	≤ 7,5 mΩ

### Connectable conductors

Connectable conductors	BLT 5.08/SLT 5.08	BLC 5.08 / BLL 5.08	SLDF 5.08FL
Max. clamping range	0,08...2,5 mm <sup>2</sup>	0,22...2,5 mm <sup>2)3)</sup> / -	0,13...2,5 mm <sup>2 6)</sup>
solid H05(07)V-U	0,5...2,5 mm <sup>2</sup>		0,13...2,5 mm <sup>2 6)</sup>
flexible H05(07)V-K	0,5...2,5 mm <sup>2</sup>	0,22...2,5 mm <sup>2)3)</sup> / -	0,13...2,5 mm <sup>2 6)</sup>
with ferrules			
to DIN 46228/1	0,5...1,5 mm <sup>2</sup>		
with plastic collar			
to DIN 46228/4	0,5...1,5 mm <sup>2</sup>		
AWG-conductor	28...14	22...14 <sup>3)</sup> / -	26...14 <sup>6)</sup>
Gauge pin to			
EN 60947-1/10.91 Dimension	A1		

### VDE rated data

VDE rated data	BLT 5.08	SLT 5.08	BLC 5.08 / BLL 5.08	SLDF 5.08FL
Rated cross-section	1,5 mm <sup>2</sup>		2,5 mm <sup>2)</sup> / -	1,0 mm <sup>2 6)</sup>
Rated current	10 A <sup>4)</sup>		14 A <sup>3)4)</sup> / 10 <sup>4)</sup>	8 A (Löt), 12 A (tab. conn.) <sup>6)</sup>
Current-carrying capacity	see Derating curves <sup>5)</sup>		see Derating curves <sup>5) / 5)</sup>	see Derating curves <sup>5)</sup>
Reference voltage	250 V~ / 300 V~, group C		250 V~ / 300 V~, group C	250 V~ / 300 V~, group C
(to VDE 0110b 2.79)	380 V~ / 450 V~, group B		380 V~ / 450 V~, group B	380 V~ / 450 V~, group B
Test voltage	2,0 kV~		2,0 kV~ / 4,0 kV~	2,0 kV~
Rated torque	0,5 Nm			

### UL rated data

UL rated data	BLT 5.08	SLT 5.08	BLC 5.08 / BLL 5.08	SLDF 5.08FL
Conductor sizes	22...12	22...12	22...14 / -	
Rated current	10 A	10 A	10 A	10 A
Rated voltage industrial	300 V~	300 V~	300 V~	300 V~

### Tightening torque

Tightening torque	BLT 5.08	SLT 5.08	BLC 5.08 / BLL 5.08	SLDF 5.08FL
Screwdriver Type SD/SDI <sup>7)</sup>				

### Approvals

Approvals	BLT 5.08	SLT 5.08	BLC 5.08 / BLL 5.08	SLDF 5.08FL
	List on request		List on request	List on request

1) Other colours on request

2) Gold-plated on request

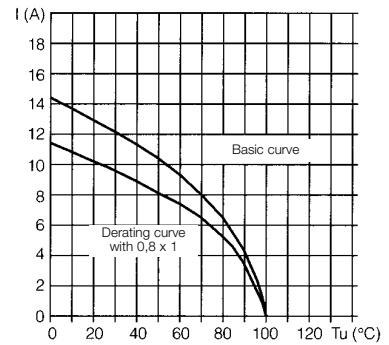
3) Depending on crimp contact used

4) Based on 20°C ambient temperature, rated cross-section and maximum pole number

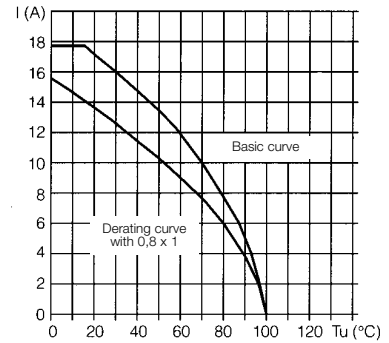
5) Additional derating curves on request

6) Solid and flexible solder connections up to 2.5 mm<sup>2</sup> with insulation / shrink sleeving or 2.8 mm tab carriers with insulated sleeves acc to DIN IEC 760

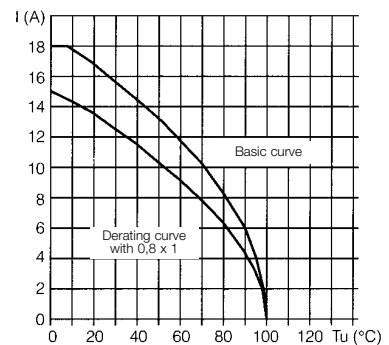
7) See section 9/tools for other versions



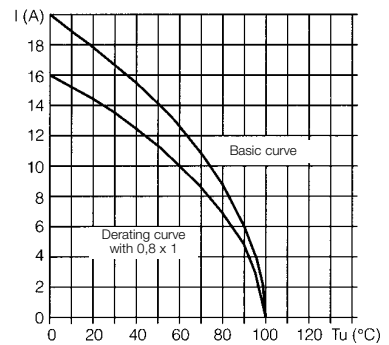
BLT 5.08/20 with SL 5.08/20/90,  
 Conductor H07V-K 1,5 mm<sup>2</sup>



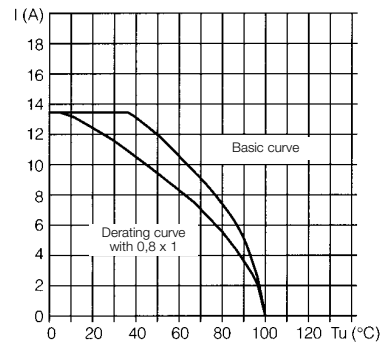
SLT 5.08/10 with BLZ 5.08/10,  
 Conductor H07V-K 1,5 mm<sup>2</sup>



BLL 5.08/12/90 with SLT 5.08/12,  
 Conductor H07V-K 1,5 mm<sup>2</sup>



BLC 5.08/16R with SL 5.08/16/90,  
 Conductor H07V-K 2,5 mm<sup>2</sup>



SLDF 5.08/16FL with BLZ 5.08/16  
 and 2,8 mm tin-plated sleeve,  
 Conductor H05V-K 1,0 mm<sup>2</sup>



## P.C.B. Connectors, imperial pitch

### BLZ 5.08/SI 5.08

查询"191386"供应商

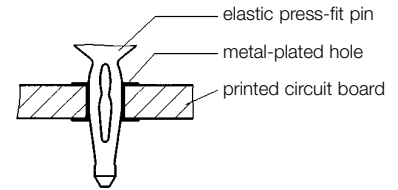
### Technical data/Derating curves

The SL 5.08E offers in a unique way the advantages of the flexible press-fit system and is ideal for both SMD and conventional printed circuit board assembly.

The SL 5.08E offers:

- Easy, low-cost installation
- Helps avoid soldering problems (bridges) with a high density of connections
- Fully automatic component insertion in the printed circuit board on one or both sides
- No pollution due to solder and cleaning agent vapours
- Application for printed circuit boards thickness from 1.6 mm to maximum 3.2 mm

An elastic press-fit pin to DIN 41611 P.5, together with the proven socket-sided Weidmüller clamping yoke system makes the reliable connection between the conductor and the printed circuit board.



The elastic Varipin® press-fit profile used has already proven itself in various uses with DIN connectors. It offers considerable advantages over comparable rigid press-fit pins:

- Low press-fit force
- Low deformation of the plated contact hole
- Low loading of printed circuit board
- Durable spring action for reliable contact
- Non-critical tolerances of the metal-plated holes in the printed circuit board

### Technical data

Material data	SLD 5.08R 20	SL 5.08E	SL 5.08KU
Insulation	PBT	PBT	PBT
Colour	orange <sup>1)</sup>	orange <sup>1)</sup>	orange <sup>1)</sup>
Temperature range	-20...+100 °C	-20...+100 °C	-20...+100 °C
Flammability class	UL 94 (V0)	UL 94 (V0)	UL 94 (V0)
Basic contact material	CuSn	CuSn	CuSn
contact plating	tin-plated <sup>2)</sup>	tin-plated <sup>2)</sup>	tin-plated <sup>2)</sup>
<b>Characteristic system value</b>			
Pitch	5,08 mm	5,08 mm	5,08 mm
Clearance	≥ 1,6 mm <sup>3)</sup>	≥ 1,6 mm	≥ 2,5 mm
Creepage path	≥ 3,2 mm <sup>3)</sup>	≥ 3,2 mm	≥ 4,0 mm
Polarisation connection	Solder connection system	Press-in system	
Solder pin length	3,2/4,5 mm	5,0 mm	
Mounting hole	ø 1,3 + 0,1 mm	ø 1,6 +0,09 mm <sup>3)</sup>	
Insulation stripping length			
Clamping screw			
Insulation resistance	≥ 10 <sup>5</sup> MΩ	≥ 10 <sup>5</sup> MΩ	≥ 10 <sup>5</sup> MΩ
Through resistance	≤ 5,0 mΩ	≤ 5,0 mΩ	≤ 5,0 mΩ
<b>Connectable conductors</b>			
Max. clamping range	-	-	-
solid H05(07)V-U	-	-	-
flexible H05(07)V-K	-	-	-
with ferrules	-	-	-
to DIN 46228/1	-	-	-
with plastic collar	-	-	-
to DIN 46228/4	-	-	-
AWG-conductor	-	-	-
Gauge pin to	-	-	-
EN 60947-1/10.91 Dimension	-	-	-
<b>VDE rated data</b>			
Rated current	8 A <sup>4)</sup>	10 A <sup>4)</sup>	8 A <sup>4)</sup>
Current-carrying capacity	see derating curves <sup>5)</sup>	see derating curves <sup>5)</sup>	see derating curves <sup>5)</sup>
Reference voltage <sup>8)</sup>	125 V~ / 150 V~, group C	125 V~ / 150 V~, group C	250 V~ / 300 V~, group C
(to VDE 0110b 2.79)	250 V~ / 300 V~, group B	250 V~ / 300 V~, group B	380 V~ / 450 V~, group B
Test voltage	1,5 kV~	1,25 kV~	1,75 kV~
Rated torque	-	-	-
<b>UL rated data</b>			
Conductor sizes	-	-	-
Rated current	10 A	8 A	10 A
Rated voltage, industrial	300 V~	300 V~	300 V~
<b>Approvals</b>			
	List on request	List on request	List on request

1) Other colours on request

2) gold-plated on request

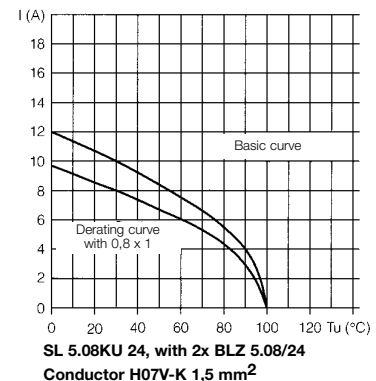
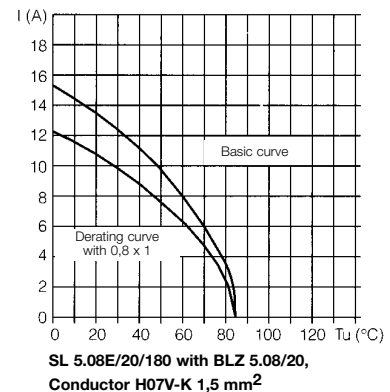
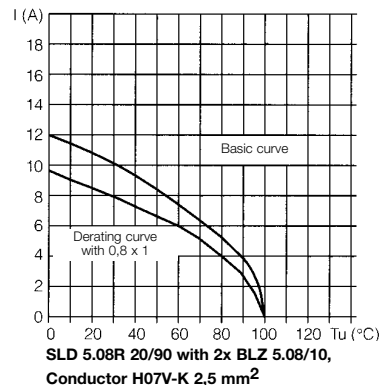
3) According to DIN 41611-5-EE 1, 6-AC

4) Information on higher current carrying capacity of lower row available on request

5) Based on 20°C ambient temperature, rated cross-section and maximum pole number

6) Additional derating curves on request

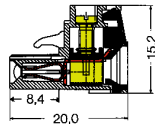
8) Information on higher reference voltage on request



Varipin® is a registered trademark of the Elco company

## BLZ 5.08 socket blocks

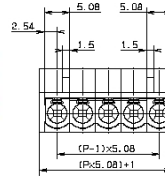
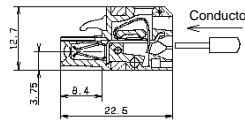
with Screw connection, tin-plated version  
[查询 151386 供应商](#)



### B-Version

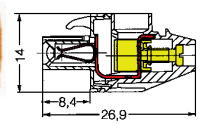


## BLZF 5.08 socket blocks




## BLZ 5.08/90 socket blocks

with Screw connection, tin-plated version



### B-Version



## BLZ 5.08/2 ... 24

No. of poles	Type	Cat.No.	Qty.
2	BLZ 5.08/2 SN OR	152646	100
3	BLZ 5.08/3 SN OR	152656	100
4	BLZ 5.08/4 SN OR	152666	100
5	BLZ 5.08/5 SN OR	152676	50
6	BLZ 5.08/6 SN OR	152686	50
7	BLZ 5.08/7 SN OR	152696	50
8	BLZ 5.08/8 SN OR	152706	50
9	BLZ 5.08/9 SN OR	152716	50
10	BLZ 5.08/10 SN OR	152726	50
11	BLZ 5.08/11 SN OR	152736	50
12	BLZ 5.08/12 SN OR	152746	50
13	BLZ 5.08/13 SN OR	152756	50
14	BLZ 5.08/14 SN OR	152766	50
15	BLZ 5.08/15 SN OR	152776	50
16	BLZ 5.08/16 SN OR	152786	50
17	BLZ 5.08/17 SN OR	152796	20
18	BLZ 5.08/18 SN OR	152806	20
19	BLZ 5.08/19 SN OR	152816	20
20	BLZ 5.08/20 SN OR	152826	20
21	BLZ 5.08/21 SN OR	152836	20
22	BLZ 5.08/22 SN OR	152846	20
23	BLZ 5.08/23 SN OR	152856	20
24	BLZ 5.08/24 SN OR	152866	20

## BLZF 5.08/2 ... 24

No. of poles	Type	Cat.No.	Qty.
2	BLZF 5.08/2 SN OR	167991	100
3	BLZF 5.08/3 SN OR	167992	100
4	BLZF 5.08/4 SN OR	167993	100
5	BLZF 5.08/5 SN OR	167994	50
6	BLZF 5.08/6 SN OR	167995	50
7	BLZF 5.08/7 SN OR	167996	50
8	BLZF 5.08/8 SN OR	167997	50
9	BLZF 5.08/9 SN OR	167998	50
10	BLZF 5.08/10 SN OR	167999	50
11	BLZF 5.08/11 SN OR	168000	50
12	BLZF 5.08/12 SN OR	168001	50
13	BLZF 5.08/13 SN OR	168002	50
14	BLZF 5.08/14 SN OR	168003	50
15	BLZF 5.08/15 SN OR	168004	50
16	BLZF 5.08/16 SN OR	168005	50
17	BLZF 5.08/17 SN OR	168006	20
18	BLZF 5.08/18 SN OR	168007	20
19	BLZF 5.08/19 SN OR	168008	20
20	BLZF 5.08/20 SN OR	168009	20
21	BLZF 5.08/21 SN OR	168010	20
22	BLZF 5.08/22 SN OR	168011	20
23	BLZF 5.08/23 SN OR	168012	20
24	BLZF 5.08/24 SN OR	168013	20

## BLZ 5.08/2 ... 24/90

No. of poles	Type	Cat.No.	Qty.
2	BLZ 5.08/2/90 SN OR	155276	100
3	BLZ 5.08/3/90 SN OR	155286	100
4	BLZ 5.08/4/90 SN OR	155296	100
5	BLZ 5.08/5/90 SN OR	155306	50
6	BLZ 5.08/6/90 SN OR	155316	50
7	BLZ 5.08/7/90 SN OR	155326	50
8	BLZ 5.08/8/90 SN OR	155336	50
9	BLZ 5.08/9/90 SN OR	155346	50
10	BLZ 5.08/10/90 SN OR	155356	50
11	BLZ 5.08/11/90 SN OR	155366	50
12	BLZ 5.08/12/90 SN OR	155376	50
13	BLZ 5.08/13/90 SN OR	155386	50
14	BLZ 5.08/14/90 SN OR	155396	50
15	BLZ 5.08/15/90 SN OR	155406	50
16	BLZ 5.08/16/90 SN OR	155416	50
17	BLZ 5.08/17/90 SN OR	155426	20
18	BLZ 5.08/18/90 SN OR	155436	20
19	BLZ 5.08/19/90 SN OR	155446	20
20	BLZ 5.08/20/90 SN OR	155456	20
21	BLZ 5.08/21/90 SN OR	155466	20
22	BLZ 5.08/22/90 SN OR	155476	20
23	BLZ 5.08/23/90 SN OR	155486	20
24	BLZ 5.08/24/90 SN OR	155496	20

## BLZ 5.08/2 ... 24 B

Lateral dovetail for mounting brackets

No. of poles	Type	Cat.No.	Qty.
2	BLZ 5.08/2B SN OR	152876	100
3	BLZ 5.08/3B SN OR	152886	100
4	BLZ 5.08/4B SN OR	152896	100
5	BLZ 5.08/5B SN OR	152906	50
6	BLZ 5.08/6B SN OR	152916	50
7	BLZ 5.08/7B SN OR	152926	50
8	BLZ 5.08/8B SN OR	152936	50
9	BLZ 5.08/9B SN OR	152946	50
10	BLZ 5.08/10B SN OR	152956	50
11	BLZ 5.08/11B SN OR	152966	50
12	BLZ 5.08/12B SN OR	152976	50
13	BLZ 5.08/13B SN OR	152986	50
14	BLZ 5.08/14B SN OR	152996	50
15	BLZ 5.08/15B SN OR	153006	50
16	BLZ 5.08/16B SN OR	153016	50
17	BLZ 5.08/17B SN OR	153026	20
18	BLZ 5.08/18B SN OR	153036	20
19	BLZ 5.08/19B SN OR	153046	20
20	BLZ 5.08/20B SN OR	153056	20
21	BLZ 5.08/21B SN OR	153066	20
22	BLZ 5.08/22B SN OR	153076	20
23	BLZ 5.08/23B SN OR	153086	20
24	BLZ 5.08/24B SN OR	153096	20

## BLZ 5.08/2 ... 24/90B

Lateral dovetail for mounting brackets

No. of poles	Type	Cat.No.	Qty.
2	BLZ 5.08/2/90B SN OR	155506	100
3	BLZ 5.08/3/90B SN OR	155516	100
4	BLZ 5.08/4/90B SN OR	155526	100
5	BLZ 5.08/5/90B SN OR	155536	50
6	BLZ 5.08/6/90B SN OR	155546	50
7	BLZ 5.08/7/90B SN OR	155556	50
8	BLZ 5.08/8/90B SN OR	155566	50
9	BLZ 5.08/9/90B SN OR	155576	50
10	BLZ 5.08/10/90B SN OR	155586	50
11	BLZ 5.08/11/90B SN OR	155596	50
12	BLZ 5.08/12/90B SN OR	155606	50
13	BLZ 5.08/13/90B SN OR	155616	50
14	BLZ 5.08/14/90B SN OR	155626	50
15	BLZ 5.08/15/90B SN OR	155636	50
16	BLZ 5.08/16/90B SN OR	155646	50
17	BLZ 5.08/17/90B SN OR	155656	20
18	BLZ 5.08/18/90B SN OR	155666	20
19	BLZ 5.08/19/90B SN OR	155676	20
20	BLZ 5.08/20/90B SN OR	155686	20
21	BLZ 5.08/21/90B SN OR	155696	20
22	BLZ 5.08/22/90B SN OR	155706	20
23	BLZ 5.08/23/90B SN OR	155716	20
24	BLZ 5.08/24/90B SN OR	155726	20

## Accessories

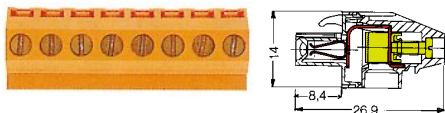
Marking material, strain reliefs, coding elements, compartment dividing element see page 5/133

Cover hoods, locking latch, mounting bracket, floodlight indication see page 5/134

### BLZ 5.08/270 socket blocks

with Screw connection, tin-plated version

[查询"151386"供应商](#)



B-Version



BLZ 5.08/2 ... 24/270

No. of poles	Type	Cat.No.	Qty.
2	BLZ 5.08/2/270 SN OR	155736	100
3	BLZ 5.08/3/270 SN OR	155746	100
4	BLZ 5.08/4/270 SN OR	155756	100
5	BLZ 5.08/5/270 SN OR	155766	50
6	BLZ 5.08/6/270 SN OR	155776	50
7	BLZ 5.08/7/270 SN OR	155786	50
8	BLZ 5.08/8/270 SN OR	155796	50
9	BLZ 5.08/9/270 SN OR	155806	50
10	BLZ 5.08/10/270 SN OR	155816	50
11	BLZ 5.08/11/270 SN OR	155826	50
12	BLZ 5.08/12/270 SN OR	155836	50
13	BLZ 5.08/13/270 SN OR	155846	50
14	BLZ 5.08/14/270 SN OR	155856	50
15	BLZ 5.08/15/270 SN OR	155866	50
16	BLZ 5.08/16/270 SN OR	155876	50
17	BLZ 5.08/17/270 SN OR	155886	20
18	BLZ 5.08/18/270 SN OR	155896	20
19	BLZ 5.08/19/270 SN OR	155906	20
20	BLZ 5.08/20/270 SN OR	155916	20
21	BLZ 5.08/21/270 SN OR	155926	20
22	BLZ 5.08/22/270 SN OR	155936	20
23	BLZ 5.08/23/270 SN OR	155946	20
24	BLZ 5.08/24/270 SN OR	155956	20

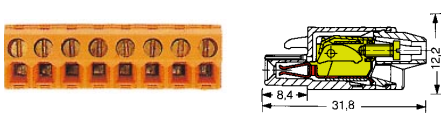
### BLZ 5.08/2 ... 24/270B

Lateral dovetail for mounting brackets

No. of poles	Type	Cat.No.	Qty.
2	BLZ 5.08/2/270B SN OR	155966	100
3	BLZ 5.08/3/270B SN OR	155976	100
4	BLZ 5.08/4/270B SN OR	155986	100
5	BLZ 5.08/5/270B SN OR	155996	50
6	BLZ 5.08/6/270B SN OR	156006	50
7	BLZ 5.08/7/270B SN OR	156016	50
8	BLZ 5.08/8/270B SN OR	156026	50
9	BLZ 5.08/9/270B SN OR	156036	50
10	BLZ 5.08/10/270B SN OR	156046	50
11	BLZ 5.08/11/270B SN OR	156056	50
12	BLZ 5.08/12/270B SN OR	156066	50
13	BLZ 5.08/13/270B SN OR	156076	50
14	BLZ 5.08/14/270B SN OR	156086	50
15	BLZ 5.08/15/270B SN OR	156096	50
16	BLZ 5.08/16/270B SN OR	156106	50
17	BLZ 5.08/17/270B SN OR	156116	20
18	BLZ 5.08/18/270B SN OR	156126	20
19	BLZ 5.08/19/270B SN OR	156136	20
20	BLZ 5.08/20/270B SN OR	156146	20
21	BLZ 5.08/21/270B SN OR	156156	20
22	BLZ 5.08/22/270B SN OR	156166	20
23	BLZ 5.08/23/270B SN OR	156176	20
24	BLZ 5.08/24/270B SN OR	156186	20

### BLT 5.08 socket blocks

with Screw connection, tin-plated version



B-Version



BLT 5.08/2 ... 24

No. of poles	Type	Cat.No.	Qty.
2	BLT 5.08/2 SN OR	149956	100
3	BLT 5.08/3 SN OR	149966	100
4	BLT 5.08/4 SN OR	149976	100
5	BLT 5.08/5 SN OR	149986	50
6	BLT 5.08/6 SN OR	149996	50
7	BLT 5.08/7 SN OR	150006	50
8	BLT 5.08/8 SN OR	150016	50
9	BLT 5.08/9 SN OR	150026	50
10	BLT 5.08/10 SN OR	150036	50
11	BLT 5.08/11 SN OR	150046	50
12	BLT 5.08/12 SN OR	150056	50
13	BLT 5.08/13 SN OR	150066	50
14	BLT 5.08/14 SN OR	150076	50
15	BLT 5.08/15 SN OR	150086	50
16	BLT 5.08/16 SN OR	150096	50
17	BLT 5.08/17 SN OR	150106	20
18	BLT 5.08/18 SN OR	150116	20
19	BLT 5.08/19 SN OR	150126	20
20	BLT 5.08/20 SN OR	150136	20
21	BLT 5.08/21 SN OR	150146	20
22	BLT 5.08/22 SN OR	150156	20
23	BLT 5.08/23 SN OR	150166	20
24	BLT 5.08/24 SN OR	150176	20

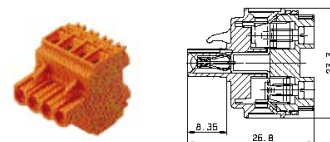
### BLT 5.08/2 ... 24B

Lateral dovetail for mounting brackets

No. of poles	Type	Cat.No.	Qty.
2	BLT 5.08/2B SN OR	150186	100
3	BLT 5.08/3B SN OR	150196	100
4	BLT 5.08/4B SN OR	150206	100
5	BLT 5.08/5B SN OR	150216	50
6	BLT 5.08/6B SN OR	150226	50
7	BLT 5.08/7B SN OR	150236	50
8	BLT 5.08/8B SN OR	150246	50
9	BLT 5.08/9B SN OR	150256	50
10	BLT 5.08/10B SN OR	150266	50
11	BLT 5.08/11B SN OR	150276	50
12	BLT 5.08/12B SN OR	150286	50
13	BLT 5.08/13B SN OR	150296	50
14	BLT 5.08/14B SN OR	150306	50
15	BLT 5.08/15B SN OR	150316	50
16	BLT 5.08/16B SN OR	150326	50
17	BLT 5.08/17B SN OR	150336	20
18	BLT 5.08/18B SN OR	150346	20
19	BLT 5.08/19B SN OR	150356	20
20	BLT 5.08/20B SN OR	150366	20
21	BLT 5.08/21B SN OR	150376	20
22	BLT 5.08/22B SN OR	150386	20
23	BLT 5.08/23B SN OR	150396	20
24	BLT 5.08/24B SN OR	150406	20

### BLDT 5.08 socket blocks

Twin-connection, tin-plated version



B-Version

BLDT 5.08/2 ... 12

No. of poles	Type	Cat.No.	Qty.
2	BLDT 5.08/2 SN OR	164473	100
3	BLDT 5.08/3 SN OR	164474	100
4	BLDT 5.08/4 SN OR	164475	100
5	BLDT 5.08/5 SN OR	164476	50
6	BLDT 5.08/6 SN OR	164477	50
7	BLDT 5.08/7 SN OR	164478	50
8	BLDT 5.08/8 SN OR	164479	50
9	BLDT 5.08/9 SN OR	164480	50
10	BLDT 5.08/10 SN OR	164481	50
11	BLDT 5.08/11 SN OR	164482	50
12	BLDT 5.08/12 SN OR	164483	50

### BLDT 5.08/2 ... 12B

Lateral dovetail for mounting brackets

No. of poles	Type	Cat.No.	Qty.
2	BLDT 5.08/2B SN OR	165174	100
3	BLDT 5.08/3B SN OR	165175	100
4	BLDT 5.08/4B SN OR	165176	100
5	BLDT 5.08/5B SN OR	165177	50
6	BLDT 5.08/6B SN OR	165178	50
7	BLDT 5.08/7B SN OR	165179	50
8	BLDT 5.08/8B SN OR	165180	50
9	BLDT 5.08/9B SN OR	165181	50
10	BLDT 5.08/10B SN OR	165182	50
11	BLDT 5.08/11B SN OR	165183	50
12	BLDT 5.08/12B SN OR	165184	50

2-pole special version with double-width latch on request

#### Accessories

Marking material, strain reliefs, coding elements, compartment dividing element see page 5/133

Cover hoods, locking latch, mounting bracket, floodlight indication see page 5/134

## BLC 5.08R socket blocks

for crimp connection with fixing hook  
[查询"151386"供应商](#)



### B-Version



## BLC 5.08/2 ... 16R

No. of poles	Type	Cat.No.	Qty.
2	BLC 5.08/2 R OR <sup>1)</sup>	<b>161049</b>	100
3	BLC 5.08/3 R OR	<b>161050</b>	100
4	BLC 5.08/4 R OR	<b>161051</b>	100
5	BLC 5.08/5 R OR	<b>161052</b>	50
6	BLC 5.08/6 R OR	<b>161053</b>	50
7	BLC 5.08/7 R OR	<b>161054</b>	50
8	BLC 5.08/8 R OR	<b>161055</b>	50
9	BLC 5.08/9 R OR	<b>161056</b>	50
10	BLC 5.08/10 R OR	<b>161057</b>	50
11	BLC 5.08/11 R OR	<b>161058</b>	50
12	BLC 5.08/12 R OR	<b>161059</b>	50
13	BLC 5.08/13 R OR	<b>161060</b>	50
14	BLC 5.08/14 R OR	<b>161061</b>	50
15	BLC 5.08/15 R OR	<b>161062</b>	50
16	BLC 5.08/16 R OR	<b>161063</b>	50

## BLC 5.08/2 ... 16BR

Lateral dovetail for mounting brackets

No. of poles	Type	Cat.No.	Qty.
2	BLC 5.08/2 BR OR <sup>1)</sup>	<b>164937</b>	100
3	BLC 5.08/3 BR OR	<b>164938</b>	100
4	BLC 5.08/4 BR OR	<b>164939</b>	100
5	BLC 5.08/5 BR OR	<b>164940</b>	50
6	BLC 5.08/6 BR OR	<b>164941</b>	50
7	BLC 5.08/7 BR OR	<b>164942</b>	50
8	BLC 5.08/8 BR OR	<b>164943</b>	50
9	BLC 5.08/9 BR OR	<b>164944</b>	50
10	BLC 5.08/10 BR OR	<b>164945</b>	50
11	BLC 5.08/11 BR OR	<b>164946</b>	50
12	BLC 5.08/12 BR OR	<b>164947</b>	50
13	BLC 5.08/13 BR OR	<b>164948</b>	50
14	BLC 5.08/14 BR OR	<b>164949</b>	50
15	BLC 5.08/15 BR OR	<b>164950</b>	50
16	BLC 5.08/16 BR OR	<b>164951</b>	50


<sup>1)</sup> 2-pole special version with double-width latch on request

### Accessories

Marking material, strain reliefs, coding elements, compartment dividing element see page 5/133  
Cover hoods, locking latch, mounting bracket, floodlight indication see page 5/134

## BLL 5.08/90 socket blocks

with solder connection and fixing hooks, tin-plated version



## BLL 5.08/2 ... 24/90

90° Solder version, pin length 3,2 mm

No. of poles	Type	Cat.No.	Qty.
2	BLL 5.08/2/90 3.2SN OR	<b>162294</b>	100
3	BLL 5.08/3/90 3.2SN OR	<b>162295</b>	100
4	BLL 5.08/4/90 3.2SN OR	<b>162296</b>	100
5	BLL 5.08/5/90 3.2SN OR	<b>162297</b>	50
6	BLL 5.08/6/90 3.2SN OR	<b>162298</b>	50
7	BLL 5.08/7/90 3.2SN OR	<b>162299</b>	50
8	BLL 5.08/8/90 3.2SN OR	<b>162300</b>	50
9	BLL 5.08/9/90 3.2SN OR	<b>162301</b>	50
10	BLL 5.08/10/90 3.2SN OR	<b>162302</b>	50
11	BLL 5.08/11/90 3.2SN OR	<b>162303</b>	50
12	BLL 5.08/12/90 3.2SN OR	<b>162304</b>	50
13	BLL 5.08/13/90 3.2SN OR	<b>164842</b>	50
14	BLL 5.08/14/90 3.2SN OR	<b>164843</b>	50
15	BLL 5.08/15/90 3.2SN OR	<b>164844</b>	50
16	BLL 5.08/16/90 3.2SN OR	<b>164845</b>	50
17	BLL 5.08/17/90 3.2SN OR	<b>164846</b>	20
18	BLL 5.08/18/90 3.2SN OR	<b>164847</b>	20
19	BLL 5.08/19/90 3.2SN OR	<b>164848</b>	20
20	BLL 5.08/20/90 3.2SN OR	<b>164849</b>	20
21	BLL 5.08/21/90 3.2SN OR	<b>164850</b>	20
22	BLL 5.08/22/90 3.2SN OR	<b>164851</b>	20
23	BLL 5.08/23/90 3.2SN OR	<b>164852</b>	20
24	BLL 5.08/24/90 3.2SN OR	<b>164853</b>	20


## BLL 5.08/2 ... 24/90

90° Solder version, pin length 4,5 mm

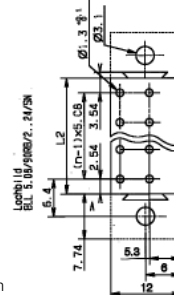
No. of poles	Type	Cat.No.	Qty.
2	BLL 5.08/2/90 4.5SN OR	<b>164592</b>	100
3	BLL 5.08/3/90 4.5SN OR	<b>164593</b>	100
4	BLL 5.08/4/90 4.5SN OR	<b>164594</b>	100
5	BLL 5.08/5/90 4.5SN OR	<b>164595</b>	50
6	BLL 5.08/6/90 4.5SN OR	<b>164596</b>	50
7	BLL 5.08/7/90 4.5SN OR	<b>164597</b>	50
8	BLL 5.08/8/90 4.5SN OR	<b>164598</b>	50
9	BLL 5.08/9/90 4.5SN OR	<b>164599</b>	50
10	BLL 5.08/10/90 4.5SN OR	<b>164600</b>	50
11	BLL 5.08/11/90 4.5SN OR	<b>164601</b>	50
12	BLL 5.08/12/90 4.5SN OR	<b>164602</b>	50
13	BLL 5.08/13/90 4.5SN OR	<b>164866</b>	50
14	BLL 5.08/14/90 4.5SN OR	<b>164867</b>	50
15	BLL 5.08/15/90 4.5SN OR	<b>164868</b>	50
16	BLL 5.08/16/90 4.5SN OR	<b>164869</b>	50
17	BLL 5.08/17/90 4.5SN OR	<b>164870</b>	20
18	BLL 5.08/18/90 4.5SN OR	<b>164871</b>	20
19	BLL 5.08/19/90 4.5SN OR	<b>164872</b>	20
20	BLL 5.08/20/90 4.5SN OR	<b>164873</b>	20
21	BLL 5.08/21/90 4.5SN OR	<b>164874</b>	20
22	BLL 5.08/22/90 4.5SN OR	<b>164875</b>	20
23	BLL 5.08/23/90 4.5SN OR	<b>164876</b>	20
24	BLL 5.08/24/90 4.5SN OR	<b>164877</b>	20

## BLL 5.08/90 B socket blocks

with solder connection and fixing hooks, tin-plated version



### B-Version



## BLL 5.08/2 ... 24/90B

90° Solder version, pin length 3,2 mm

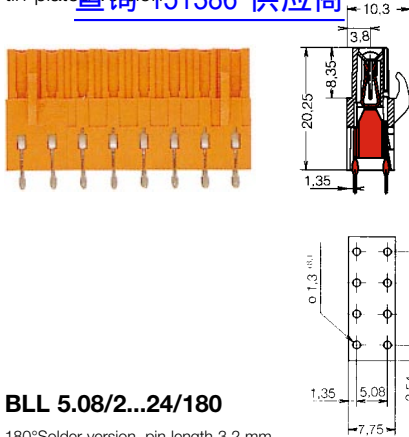
No. of poles	Type	Cat.No.	Qty.
2	BLL5.08/2/90B 3.2SN OR	<b>168250</b>	100
3	BLL5.08/3/90B 3.2SN OR	<b>168251</b>	100
4	BLL5.08/4/90B 3.2SN OR	<b>168252</b>	100
5	BLL5.08/5/90B 3.2SN OR	<b>168253</b>	50
6	BLL5.08/6/90B 3.2SN OR	<b>168254</b>	50
7	BLL5.08/7/90B 3.2SN OR	<b>168255</b>	50
8	BLL5.08/8/90B 3.2SN OR	<b>168256</b>	50
9	BLL5.08/9/90B 3.2SN OR	<b>168257</b>	50
10	BLL5.08/10/90B 3.2SN OR	<b>168258</b>	50
11	BLL5.08/11/90B 3.2SN OR	<b>168259</b>	50
12	BLL5.08/12/90B 3.2SN OR	<b>168260</b>	50
13	BLL5.08/13/90B 3.2SN OR	<b>168261</b>	50
14	BLL5.08/14/90B 3.2SN OR	<b>168262</b>	50
15	BLL5.08/15/90B 3.2SN OR	<b>168263</b>	50
16	BLL5.08/16/90B 3.2SN OR	<b>168264</b>	50
17	BLL5.08/17/90B 3.2SN OR	<b>168265</b>	20
18	BLL5.08/18/90B 3.2SN OR	<b>168266</b>	20
19	BLL5.08/19/90B 3.2SN OR	<b>168267</b>	20
20	BLL5.08/20/90B 3.2SN OR	<b>168268</b>	20
21	BLL5.08/21/90B 3.2SN OR	<b>168269</b>	20
22	BLL5.08/22/90B 3.2SN OR	<b>168270</b>	20
23	BLL5.08/23/90B 3.2SN OR	<b>168271</b>	20
24	BLL5.08/24/90B 3.2SN OR	<b>168272</b>	20

## BLL 5.08/2 ... 24/90B

No. of poles	Type	Cat.No.	Qty.
2	BLL5.08/2/90B 4.5SN OR	<b>169297</b>	100
3	BLL5.08/3/90B 4.5SN OR	<b>169298</b>	100
4	BLL5.08/4/90B 4.5SN OR	<b>169299</b>	100
5	BLL5.08/5/90B 4.5SN OR	<b>169300</b>	50
6	BLL5.08/6/90B 4.5SN OR	<b>169301</b>	50
7	BLL5.08/7/90B 4.5SN OR	<b>169302</b>	50
8	BLL5.08/8/90B 4.5SN OR	<b>169303</b>	50
9	BLL5.08/9/90B 4.5SN OR	<b>169304</b>	50
10	BLL5.08/10/90B 4.5SN OR	<b>169305</b>	50
11	BLL5.08/11/90B 4.5SN OR	<b>169306</b>	50
12	BLL5.08/12/90B 4.5SN OR	<b>169307</b>	50
13	BLL5.08/13/90B 4.5SN OR	<b>169308</b>	50
14	BLL5.08/14/90B 4.5SN OR	<b>169309</b>	50
15	BLL5.08/15/90B 4.5SN OR	<b>169310</b>	50
16	BLL5.08/16/90B 4.5SN OR	<b>169311</b>	50
17	BLL5.08/17/90B 4.5SN OR	<b>169312</b>	20
18	BLL5.08/18/90B 4.5SN OR	<b>169313</b>	20
19	BLL5.08/19/90B 4.5SN OR	<b>169314</b>	20
20	BLL5.08/20/90B 4.5SN OR	<b>169315</b>	20
21	BLL5.08/21/90B 4.5SN OR	<b>169316</b>	20
22	BLL5.08/22/90B 4.5SN OR	<b>169317</b>	20
23	BLL5.08/23/90B 4.5SN OR	<b>169318</b>	20
24	BLL5.08/24/90B 4.5SN OR	<b>169319</b>	20

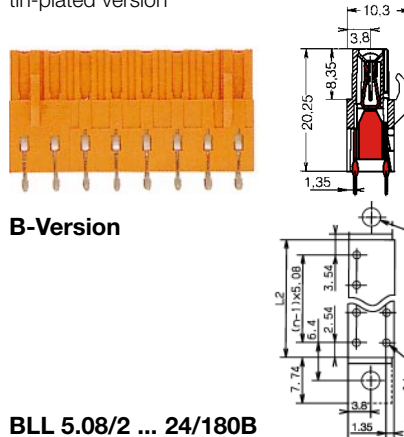
**BLL 5.08/180 socket blocks**

with solder connection and fixing hooks, tin-plated



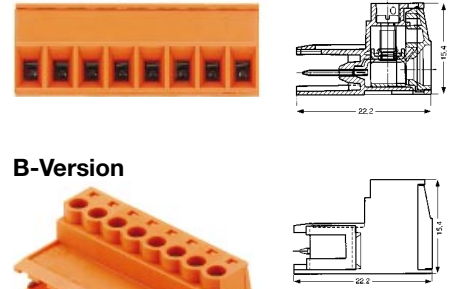
**BLL 5.08/180 B socket blocks**

with solder connection and fixing hooks, tin-plated version



**SLS 5.08 pin headers**

for Screw connection, tin-plated version



**BLL 5.08/2...24/180**

180° Solder version, pin length 3,2 mm

No. of poles	Type	Cat.No.	Qty.
2	BLL 5.08/2/180 3.2SN OR	163071	100
3	BLL 5.08/3/180 3.2SN OR	163072	100
4	BLL 5.08/4/180 3.2SN OR	163073	100
5	BLL 5.08/5/180 3.2SN OR	163074	50
6	BLL 5.08/6/180 3.2SN OR	163075	50
7	BLL 5.08/7/180 3.2SN OR	163076	50
8	BLL 5.08/8/180 3.2SN OR	163077	50
9	BLL 5.08/9/180 3.2SN OR	163078	50
10	BLL 5.08/10/180 3.2SN OR	163079	50
11	BLL 5.08/11/180 3.2SN OR	163080	50
12	BLL 5.08/12/180 3.2SN OR	163081	50
13	BLL 5.08/13/180 3.2SN OR	164890	50
14	BLL 5.08/14/180 3.2SN OR	164891	50
15	BLL 5.08/15/180 3.2SN OR	164892	50
16	BLL 5.08/16/180 3.2SN OR	164893	50
17	BLL 5.08/17/180 3.2SN OR	164894	20
18	BLL 5.08/18/180 3.2SN OR	164895	20
19	BLL 5.08/19/180 3.2SN OR	164896	20
20	BLL 5.08/20/180 3.2SN OR	164897	20
21	BLL 5.08/21/180 3.2SN OR	164898	20
22	BLL 5.08/22/180 3.2SN OR	164899	20
23	BLL 5.08/23/180 3.2SN OR	164900	20
24	BLL 5.08/24/180 3.2SN OR	164901	20

**BLL 5.08/2 ... 24/180B**

180° Solder version, pin length 3,2 mm

No. of poles	Type	Cat.No.	Qty.
2	BLL5.08/2/180B 3.2SN OR	168273	100
3	BLL5.08/3/180B 3.2SN OR	168274	100
4	BLL5.08/4/180B 3.2SN OR	168275	100
5	BLL5.08/5/180B 3.2SN OR	168276	50
6	BLL5.08/6/180B 3.2SN OR	168277	50
7	BLL5.08/7/180B 3.2SN OR	168278	50
8	BLL5.08/8/180B 3.2SN OR	168279	50
9	BLL5.08/9/180B 3.2SN OR	168280	50
10	BLL5.08/10/180B 3.2SN OR	168281	50
11	BLL5.08/11/180B 3.2SN OR	168282	50
12	BLL5.08/12/180B 3.2SN OR	168283	50
13	BLL5.08/13/180B 3.2SN OR	168284	50
14	BLL5.08/14/180B 3.2SN OR	168285	50
15	BLL5.08/15/180B 3.2SN OR	168286	50
16	BLL5.08/16/180B 3.2SN OR	168287	50
17	BLL5.08/17/180B 3.2SN OR	168288	20
18	BLL5.08/18/180B 3.2SN OR	168289	20
19	BLL5.08/19/180B 3.2SN OR	168290	20
20	BLL5.08/20/180B 3.2SN OR	168291	20
21	BLL5.08/21/180B 3.2SN OR	168292	20
22	BLL5.08/22/180B 3.2SN OR	168293	20
23	BLL5.08/23/180B 3.2SN OR	168294	20
24	BLL5.08/24/180B 3.2SN OR	168295	20

**SLS 5.08/2 ... 24**

No. of poles	Type	Cat.No.	Qty.
2	SLS 5.08/2 SN OR	162709	100
3	SLS 5.08/3 SN OR	162710	100
4	SLS 5.08/4 SN OR	162711	100
5	SLS 5.08/5 SN OR	162712	50
6	SLS 5.08/6 SN OR	162713	50
7	SLS 5.08/7 SN OR	162714	50
8	SLS 5.08/8 SN OR	162715	50
9	SLS 5.08/9 SN OR	162716	50
10	SLS 5.08/10 SN OR	162717	50
11	SLS 5.08/11 SN OR	162718	50
12	SLS 5.08/12 SN OR	162719	50
13	SLS 5.08/13 SN OR	162720	50
14	SLS 5.08/14 SN OR	162721	50
15	SLS 5.08/15 SN OR	162722	50
16	SLS 5.08/16 SN OR	162723	50
17	SLS 5.08/17 SN OR	164484	20
18	SLS 5.08/18 SN OR	164485	20
19	SLS 5.08/19 SN OR	164486	20
20	SLS 5.08/20 SN OR	164487	20
21	SLS 5.08/21 SN OR	164488	20
22	SLS 5.08/22 SN OR	164489	20
23	SLS 5.08/23 SN OR	164490	20
24	SLS 5.08/24 SN OR	164491	20

**BLL 5.08/2...24/180**

90° Solder version, pin length 4,5 mm

No. of poles	Type	Cat.No.	Qty.
2	BLL 5.08/2/180 4.5SN OR	164614	100
3	BLL 5.08/3/180 4.5SN OR	164615	100
4	BLL 5.08/4/180 4.5SN OR	164616	100
5	BLL 5.08/5/180 4.5SN OR	164617	50
6	BLL 5.08/6/180 4.5SN OR	164618	50
7	BLL 5.08/7/180 4.5SN OR	164619	50
8	BLL 5.08/8/180 4.5SN OR	164620	50
9	BLL 5.08/9/180 4.5SN OR	164621	50
10	BLL 5.08/10/180 4.5SN OR	164622	50
11	BLL 5.08/11/180 4.5SN OR	164623	50
12	BLL 5.08/12/180 4.5SN OR	164624	50
13	BLL 5.08/13/180 4.5SN OR	164902	50
14	BLL 5.08/14/180 4.5SN OR	164903	50
15	BLL 5.08/15/180 4.5SN OR	164904	50
16	BLL 5.08/16/180 4.5SN OR	164905	50
17	BLL 5.08/17/180 4.5SN OR	164906	20
18	BLL 5.08/18/180 4.5SN OR	164907	20
19	BLL 5.08/19/180 4.5SN OR	164908	20
20	BLL 5.08/20/180 4.5SN OR	164909	20
21	BLL 5.08/21/180 4.5SN OR	164910	20
22	BLL 5.08/22/180 4.5SN OR	164911	20
23	BLL 5.08/23/180 4.5SN OR	164912	20
24	BLL 5.08/24/180 4.5SN OR	164913	20

**BLL 5.08/2 ... 24/180B**

180° Solder version, pin length 4,5 mm

No. of poles	Type	Cat.No.	Qty.
2	BLL5.08/2/180B 4.5SN OR	169320	100
3	BLL5.08/3/180B 4.5SN OR	169321	100
4	BLL5.08/4/180B 4.5SN OR	169322	100
5	BLL5.08/5/180B 4.5SN OR	169323	50
6	BLL5.08/6/180B 4.5SN OR	169324	50
7	BLL5.08/7/180B 4.5SN OR	169325	50
8	BLL5.08/8/180B 4.5SN OR	169326	50
9	BLL5.08/9/180B 4.5SN OR	169327	50
10	BLL5.08/10/180B 4.5SN OR	169328	50
11	BLL5.08/11/180B 4.5SN OR	169329	50
12	BLL5.08/12/180B 4.5SN OR	169330	50
13	BLL5.08/13/180B 4.5SN OR	169331	50
14	BLL5.08/14/180B 4.5SN OR	169332	50
15	BLL5.08/15/180B 4.5SN OR	169333	50
16	BLL5.08/16/180B 4.5SN OR	169334	50
17	BLL5.08/17/180B 4.5SN OR	169335	20
18	BLL5.08/18/180B 4.5SN OR	169336	20
19	BLL5.08/19/180B 4.5SN OR	169337	20
20	BLL5.08/20/180B 4.5SN OR	169338	20
21	BLL5.08/21/180B 4.5SN OR	169339	20
22	BLL5.08/22/180B 4.5SN OR	169340	20
23	BLL5.08/23/180B 4.5SN OR	169341	20
24	BLL5.08/24/180B 4.5SN OR	169342	20

**SLS 5.08/2 ... 24B**

Lateral dovetail for mounting brackets

No. of poles	Type	Cat.No.	Qty.
2	SLS 5.08/2B SN OR	162724	100
3	SLS 5.08/3B SN OR	162725	100
4	SLS 5.08/4B SN OR	162726	100
5	SLS 5.08/5B SN OR	162727	50
6	SLS 5.08/6B SN OR	162728	50
7	SLS 5.08/7B SN OR	162729	50
8	SLS 5.08/8B SN OR	162730	50
9	SLS 5.08/9B SN OR	162731	50
10	SLS 5.08/10B SN OR	162732	50
11	SLS 5.08/11B SN OR	162733	50
12	SLS 5.08/12B SN OR	162734	50
13	SLS 5.08/13B SN OR	162735	50
14	SLS 5.08/14B SN OR	162736	50
15	SLS 5.08/15B SN OR	162737	50
16	SLS 5.08/16B SN OR	162738	50
17	SLS 5.08/17B SN OR	164515	20
18	SLS 5.08/18B SN OR	164516	20
19	SLS 5.08/19B SN OR	164517	20
20	SLS 5.08/20B SN OR	164518	20
21	SLS 5.08/21B SN OR	164519	20
22	SLS 5.08/22B SN OR	164520	20
23	SLS 5.08/23B SN OR	164521	20
24	SLS 5.08/24B SN OR	164522	20

**Accessories**

Marking material, strain reliefs, coding elements, compartment dividing element see page 5/133

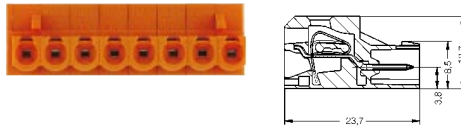
Cover hoods, locking latch, mounting bracket, floodlight indication see page 5/134

### SLS 5.08 T pin headers

for Screw connection, tin-plated version  
 查询151386供应商

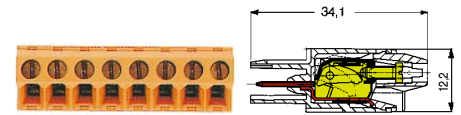


### SLZF 5.08 pin headers

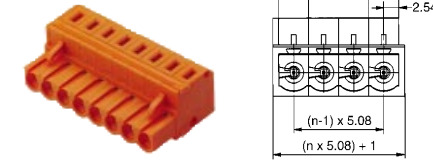
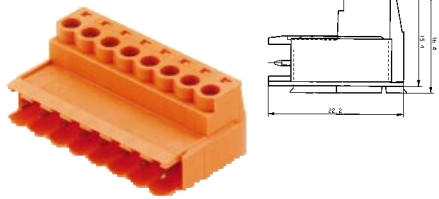


### SLT 5.08 pin headers

for Screw connection, tin-plated version



### B-Version



### B-Version



### SLS 5.08/2 ... 24T

No. of poles	Type	Cat.No.	Qty.
2	-	-	-
3	-	-	-
4	SLS 5.08/4T SN OR	162739	100
5	SLS 5.08/5T SN OR	162740	50
6	SLS 5.08/6T SN OR	162741	50
7	SLS 5.08/7T SN OR	162742	50
8	SLS 5.08/8T SN OR	162743	50
9	SLS 5.08/9T SN OR	162744	50
10	SLS 5.08/10T SN OR	162745	50
11	SLS 5.08/11T SN OR	162746	50
12	SLS 5.08/12T SN OR	162747	50
13	SLS 5.08/13T SN OR	162748	50
14	SLS 5.08/14T SN OR	162749	50
15	SLS 5.08/15T SN OR	162750	50
16	SLS 5.08/16T SN OR	162751	50
17	SLS 5.08/17T SN OR	162752	20
18	SLS 5.08/18T SN OR	162753	20
19	SLS 5.08/19T SN OR	162754	20
20	SLS 5.08/20T SN OR	162755	20
21	SLS 5.08/21T SN OR	162756	20
22	SLS 5.08/22T SN OR	162757	20
23	SLS 5.08/23T SN OR	162758	20
24	SLS 5.08/24T SN OR	162759	20

### SLZF 5.08/2 ... 24

No. of poles	Type	Cat.No.	Qty.
2	SLZF 5.08/2 SN OR	167945	100
3	SLZF 5.08/3 SN OR	167946	100
4	SLZF 5.08/4 SN OR	167947	100
5	SLZF 5.08/5 SN OR	167948	50
6	SLZF 5.08/6 SN OR	167949	50
7	SLZF 5.08/7 SN OR	167950	50
8	SLZF 5.08/8 SN OR	167951	50
9	SLZF 5.08/9 SN OR	167952	50
10	SLZF 5.08/10 SN OR	167953	50
11	SLZF 5.08/11 SN OR	167954	50
12	SLZF 5.08/12 SN OR	167955	50
13	SLZF 5.08/13 SN OR	167956	50
14	SLZF 5.08/14 SN OR	167957	50
15	SLZF 5.08/15 SN OR	167958	50
16	SLZF 5.08/16 SN OR	167959	50
17	SLZF 5.08/17 SN OR	167960	20
18	SLZF 5.08/18 SN OR	167961	20
19	SLZF 5.08/19 SN OR	167962	20
20	SLZF 5.08/20 SN OR	167963	20
21	SLZF 5.08/21 SN OR	167964	20
22	SLZF 5.08/22 SN OR	167965	20
23	SLZF 5.08/23 SN OR	167966	20
24	SLZF 5.08/24 SN OR	167967	20

### SLT 5.08/2 .. 16

No. of poles	Type	Cat.No.	Qty.
2	SLT 5.08/2 SN OR	161156	100
3	SLT 5.08/3 SN OR	161157	100
4	SLT 5.08/4 SN OR	161158	100
5	SLT 5.08/5 SN OR	161159	50
6	SLT 5.08/6 SN OR	161160	50
7	SLT 5.08/7 SN OR	161161	50
8	SLT 5.08/8 SN OR	161162	50
9	SLT 5.08/9 SN OR	161163	50
10	SLT 5.08/10 SN OR	161164	50
11	SLT 5.08/11 SN OR	161165	50
12	SLT 5.08/12 SN OR	161166	50
13	SLT 5.08/13 SN OR	161167	50
14	SLT 5.08/14 SN OR	161168	50
15	SLT 5.08/15 SN OR	161169	50
16	SLT 5.08/16 SN OR	161170	50

### SLS 5.08/2 ... 24TB

Lateral dovetail for mounting brackets

No. of poles	Type	Cat.No.	Qty.
2	-	-	-
3	-	-	-
4	SLS 5.08/4TB SN OR	162760	100
5	SLS 5.08/5TB SN OR	162761	50
6	SLS 5.08/6TB SN OR	162762	50
7	SLS 5.08/7TB SN OR	162763	50
8	SLS 5.08/8TB SN OR	162764	50
9	SLS 5.08/9TB SN OR	162765	50
10	SLS 5.08/10TB SN OR	162766	50
11	SLS 5.08/11TB SN OR	162767	50
12	SLS 5.08/12TB SN OR	162768	50
13	SLS 5.08/13TB SN OR	162769	50
14	SLS 5.08/14TB SN OR	162770	50
15	SLS 5.08/15TB SN OR	162771	50
16	SLS 5.08/16TB SN OR	162772	50
17	SLS 5.08/17TB SN OR	162773	20
18	SLS 5.08/18TB SN OR	162774	20
19	SLS 5.08/19TB SN OR	162775	20
20	SLS 5.08/20TB SN OR	162776	20
21	SLS 5.08/21TB SN OR	162777	20
22	SLS 5.08/22TB SN OR	162778	20
23	SLS 5.08/23TB SN OR	162779	20
24	SLS 5.08/24TB SN OR	162780	20

### SLT 5.08/2 .. 16B

Lateral dovetail for mounting brackets

No. of poles	Type	Cat.No.	Qty.
2	SLT 5.08/2B SN OR	161171	100
3	SLT 5.08/3B SN OR	161172	100
4	SLT 5.08/4B SN OR	161173	100
5	SLT 5.08/5B SN OR	161174	50
6	SLT 5.08/6B SN OR	161175	50
7	SLT 5.08/7B SN OR	161176	50
8	SLT 5.08/8B SN OR	161177	50
9	SLT 5.08/9B SN OR	161178	50
10	SLT 5.08/10B SN OR	161179	50
11	SLT 5.08/11B SN OR	161180	50
12	SLT 5.08/12B SN OR	161181	50
13	SLT 5.08/13B SN OR	161182	50
14	SLT 5.08/14B SN OR	161183	50
15	SLT 5.08/15B SN OR	161184	50
16	SLT 5.08/16B SN OR	161185	50

### Accessories

Marking material, strain reliefs, coding elements, compartment dividing element see page 5/133

Cover hoods, locking latch, mounting bracket, floodlight indication see page 5/134

1) SLAS mounting hoods see page 5/130

## SL 5.08/90 pin headers

tin-plated version

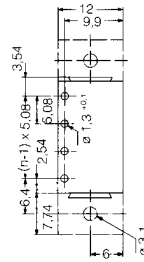
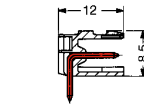
[查询"151386"供应商](#)



## SL 5.08/90B pin headers

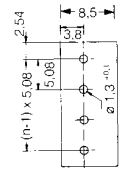

tin-plated version

### B-Version



## SL 5.08/180 pin headers

tin-plated version



## SL 5.08/2 ... 24/90

Solder version, pin length 3,2 mm

No. of poles	Type	Cat.No.	Qty.
2	SL 5.08/2/90 3.2SN OR	<b>150806</b>	100
3	SL 5.08/3/90 3.2SN OR	<b>150816</b>	100
4	SL 5.08/4/90 3.2SN OR	<b>150826</b>	100
5	SL 5.08/5/90 3.2SN OR	<b>150836</b>	50
6	SL 5.08/6/90 3.2SN OR	<b>150846</b>	50
7	SL 5.08/7/90 3.2SN OR	<b>150856</b>	50
8	SL 5.08/8/90 3.2SN OR	<b>150866</b>	50
9	SL 5.08/9/90 3.2SN OR	<b>150876</b>	50
10	SL 5.08/10/90 3.2SN OR	<b>150886</b>	50
11	SL 5.08/11/90 3.2SN OR	<b>150896</b>	50
12	SL 5.08/12/90 3.2SN OR	<b>150906</b>	50
13	SL 5.08/13/90 3.2SN OR	<b>150916</b>	50
14	SL 5.08/14/90 3.2SN OR	<b>150926</b>	50
15	SL 5.08/15/90 3.2SN OR	<b>150936</b>	50
16	SL 5.08/16/90 3.2SN OR	<b>150946</b>	50
17	SL 5.08/17/90 3.2SN OR	<b>150956</b>	20
18	SL 5.08/18/90 3.2SN OR	<b>150966</b>	20
19	SL 5.08/19/90 3.2SN OR	<b>150976</b>	20
20	SL 5.08/20/90 3.2SN OR	<b>150986</b>	20
21	SL 5.08/21/90 3.2SN OR	<b>150996</b>	20
22	SL 5.08/22/90 3.2SN OR	<b>151006</b>	20
23	SL 5.08/23/90 3.2SN OR	<b>151016</b>	20
24	SL 5.08/24/90 3.2SN OR	<b>151026</b>	20

## SL 5.08/2 ... 24/90B

Solder version, pin length 3,2 mm  
Lateral dovetail for mounting brackets

No. of poles	Type	Cat.No.	Qty.
2	SL 5.08/2/90B 3.2SN OR	<b>151036</b>	100
3	SL 5.08/3/90B 3.2SN OR	<b>151046</b>	100
4	SL 5.08/4/90B 3.2SN OR	<b>151056</b>	100
5	SL 5.08/5/90B 3.2SN OR	<b>151066</b>	50
6	SL 5.08/6/90B 3.2SN OR	<b>151076</b>	50
7	SL 5.08/7/90B 3.2SN OR	<b>151086</b>	50
8	SL 5.08/8/90B 3.2SN OR	<b>151096</b>	50
9	SL 5.08/9/90B 3.2SN OR	<b>151106</b>	50
10	SL 5.08/10/90B 3.2SN OR	<b>151116</b>	50
11	SL 5.08/11/90B 3.2SN OR	<b>151126</b>	50
12	SL 5.08/12/90B 3.2SN OR	<b>151136</b>	50
13	SL 5.08/13/90B 3.2SN OR	<b>151146</b>	50
14	SL 5.08/14/90B 3.2SN OR	<b>151156</b>	50
15	SL 5.08/15/90B 3.2SN OR	<b>151166</b>	50
16	SL 5.08/16/90B 3.2SN OR	<b>151176</b>	50
17	SL 5.08/17/90B 3.2SN OR	<b>151186</b>	20
18	SL 5.08/18/90B 3.2SN OR	<b>151196</b>	20
19	SL 5.08/19/90B 3.2SN OR	<b>151206</b>	20
20	SL 5.08/20/90B 3.2SN OR	<b>151216</b>	20
21	SL 5.08/21/90B 3.2SN OR	<b>151226</b>	20
22	SL 5.08/22/90B 3.2SN OR	<b>151236</b>	20
23	SL 5.08/23/90B 3.2SN OR	<b>151246</b>	20
24	SL 5.08/24/90B 3.2SN OR	<b>151256</b>	20

## SL 5.08/2 ... 24/180

Solder version, pin length 3,2 mm

No. of poles	Type	Cat.No.	Qty.
2	SL 5.08/2/180 3.2SN OR	<b>151726</b>	100
3	SL 5.08/3/180 3.2SN OR	<b>151736</b>	100
4	SL 5.08/4/180 3.2SN OR	<b>151746</b>	100
5	SL 5.08/5/180 3.2SN OR	<b>151756</b>	50
6	SL 5.08/6/180 3.2SN OR	<b>151766</b>	50
7	SL 5.08/7/180 3.2SN OR	<b>151776</b>	50
8	SL 5.08/8/180 3.2SN OR	<b>151786</b>	50
9	SL 5.08/9/180 3.2SN OR	<b>151796</b>	50
10	SL 5.08/10/180 3.2SN OR	<b>151806</b>	50
11	SL 5.08/11/180 3.2SN OR	<b>151816</b>	50
12	SL 5.08/12/180 3.2SN OR	<b>151826</b>	50
13	SL 5.08/13/180 3.2SN OR	<b>151836</b>	50
14	SL 5.08/14/180 3.2SN OR	<b>151846</b>	50
15	SL 5.08/15/180 3.2SN OR	<b>151856</b>	50
16	SL 5.08/16/180 3.2SN OR	<b>151866</b>	50
17	SL 5.08/17/180 3.2SN OR	<b>151876</b>	20
18	SL 5.08/18/180 3.2SN OR	<b>151886</b>	20
19	SL 5.08/19/180 3.2SN OR	<b>151896</b>	20
20	SL 5.08/20/180 3.2SN OR	<b>151906</b>	20
21	SL 5.08/21/180 3.2SN OR	<b>151916</b>	20
22	SL 5.08/22/180 3.2SN OR	<b>151926</b>	20
23	SL 5.08/23/180 3.2SN OR	<b>151936</b>	20
24	SL 5.08/24/180 3.2SN OR	<b>151946</b>	20

## SL 5.08/2 ... 24/90

Solder version, pin length 4,5 mm

No. of poles	Type	Cat.No.	Qty.
2	SL 5.08/2/90 4.5SN OR	<b>151266</b>	100
3	SL 5.08/3/90 4.5SN OR	<b>151276</b>	100
4	SL 5.08/4/90 4.5SN OR	<b>151286</b>	100
5	SL 5.08/5/90 4.5SN OR	<b>151296</b>	50
6	SL 5.08/6/90 4.5SN OR	<b>151306</b>	50
7	SL 5.08/7/90 4.5SN OR	<b>151316</b>	50
8	SL 5.08/8/90 4.5SN OR	<b>151326</b>	50
9	SL 5.08/9/90 4.5SN OR	<b>151336</b>	50
10	SL 5.08/10/90 4.5SN OR	<b>151346</b>	50
11	SL 5.08/11/90 4.5SN OR	<b>151356</b>	50
12	SL 5.08/12/90 4.5SN OR	<b>151366</b>	50
13	SL 5.08/13/90 4.5SN OR	<b>151376</b>	50
14	SL 5.08/14/90 4.5SN OR	<b>151386</b>	50
15	SL 5.08/15/90 4.5SN OR	<b>151396</b>	50
16	SL 5.08/16/90 4.5SN OR	<b>151406</b>	50
17	SL 5.08/17/90 4.5SN OR	<b>151416</b>	20
18	SL 5.08/18/90 4.5SN OR	<b>151426</b>	20
19	SL 5.08/19/90 4.5SN OR	<b>151436</b>	20
20	SL 5.08/20/90 4.5SN OR	<b>151446</b>	20
21	SL 5.08/21/90 4.5SN OR	<b>151456</b>	20
22	SL 5.08/22/90 4.5SN OR	<b>151466</b>	20
23	SL 5.08/23/90 4.5SN OR	<b>151476</b>	20
24	SL 5.08/24/90 4.5SN OR	<b>151486</b>	20

## SL 5.08/2 ... 24/90B

Solder version, pin length 4,5 mm  
Lateral dovetail for mounting brackets

No. of poles	Type	Cat.No.	Qty.
2	SL 5.08/2/90B 4.5SN OR	<b>151496</b>	100
3	SL 5.08/3/90B 4.5SN OR	<b>151506</b>	100
4	SL 5.08/4/90B 4.5SN OR	<b>151516</b>	100
5	SL 5.08/5/90B 4.5SN OR	<b>151526</b>	50
6	SL 5.08/6/90B 4.5SN OR	<b>151536</b>	50
7	SL 5.08/7/90B 4.5SN OR	<b>151546</b>	50
8	SL 5.08/8/90B 4.5SN OR	<b>151556</b>	50
9	SL 5.08/9/90B 4.5SN OR	<b>151566</b>	50
10	SL 5.08/10/90B 4.5SN OR	<b>151576</b>	50
11	SL 5.08/11/90B 4.5SN OR	<b>151586</b>	50
12	SL 5.08/12/90B 4.5SN OR	<b>151596</b>	50
13	SL 5.08/13/90B 4.5SN OR	<b>151606</b>	50
14	SL 5.08/14/90B 4.5SN OR	<b>151616</b>	50
15	SL 5.08/15/90B 4.5SN OR	<b>151626</b>	50
16	SL 5.08/16/90B 4.5SN OR	<b>151636</b>	50
17	SL 5.08/17/90B 4.5SN OR	<b>151646</b>	20
18	SL 5.08/18/90B 4.5SN OR	<b>151656</b>	20
19	SL 5.08/19/90B 4.5SN OR	<b>151666</b>	20
20	SL 5.08/20/90B 4.5SN OR	<b>151676</b>	20
21	SL 5.08/21/90B 4.5SN OR	<b>151686</b>	20
22	SL 5.08/22/90B 4.5SN OR	<b>151696</b>	20
23	SL 5.08/23/90B 4.5SN OR	<b>151706</b>	20
24	SL 5.08/24/90B 4.5SN OR	<b>151716</b>	20

## SL 5.08/2 ... 24/180

Solder version, pin length 4,5 mm

No. of poles	Type	Cat.No.	Qty.
2	SL 5.08/2/180 4.5SN OR	<b>152186</b>	100
3	SL 5.08/3/180 4.5SN OR	<b>152196</b>	100
4	SL 5.08/4/180 4.5SN OR	<b>152206</b>	100
5	SL 5.08/5/180 4.5SN OR	<b>152216</b>	50
6	SL 5.08/6/180 4.5SN OR	<b>152226</b>	50
7	SL 5.08/7/180 4.5SN OR	<b>152236</b>	50
8	SL 5.08/8/180 4.5SN OR	<b>152246</b>	50
9	SL 5.08/9/180 4.5SN OR	<b>152256</b>	50
10	SL 5.08/10/180 4.5SN OR	<b>152266</b>	50
11	SL 5.08/11/180 4.5SN OR	<b>152276</b>	50
12	SL 5.08/12/180 4.5SN OR	<b>152286</b>	50
13	SL 5.08/13/180 4.5SN OR	<b>152296</b>	50
14	SL 5.08/14/180 4.5SN OR	<b>152306</b>	50
15	SL 5.08/15/180 4.5SN OR	<b>152316</b>	50
16	SL 5.08/16/180 4.5SN OR	<b>152326</b>	50
17	SL 5.08/17/180 4.5SN OR	<b>152336</b>	20
18	SL 5.08/18/180 4.5SN OR	<b>152346</b>	20
19	SL 5.08/19/180 4.5SN OR	<b>152356</b>	20
20	SL 5.08/20/180 4.5SN OR	<b>152366</b>	20
21	SL 5.08/21/180 4.5SN OR	<b>152376</b>	20
22	SL 5.08/22/180 4.5SN OR	<b>152386</b>	20
23	SL 5.08/23/180 4.5SN OR	<b>152396</b>	20
24	SL 5.08/24/180 4.5SN OR	<b>152406</b>	20

### Accessories


Marking material, strain reliefs, coding elements, compartment dividing element see page 5/133

Cover hoods, locking latch, mounting bracket, floodlight indication see page 5/134

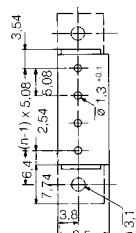
## SL 5.08/180B pin headers

tin-plated version

[查询"151386"供应商](#)



### B-Version



## SL 5.08/2 ... 24/180B

Solder version, pin length 3,2 mm  
Lateral dovetail for mounting brackets

No. of poles	Type	Cat.No.	Qty.
2	SL 5.08/2/180B 3.2SN OR	151956	100
3	SL 5.08/3/180B 3.2SN OR	151966	100
4	SL 5.08/4/180B 3.2SN OR	151976	100
5	SL 5.08/5/180B 3.2SN OR	151986	50
6	SL 5.08/6/180B 3.2SN OR	151996	50
7	SL 5.08/7/180B 3.2SN OR	152006	50
8	SL 5.08/8/180B 3.2SN OR	152016	50
9	SL 5.08/9/180B 3.2SN OR	152026	50
10	SL 5.08/10/180B 3.2SN OR	152036	50
11	SL 5.08/11/180B 3.2SN OR	152046	50
12	SL 5.08/12/180B 3.2SN OR	152056	50
13	SL 5.08/13/180B 3.2SN OR	152066	50
14	SL 5.08/14/180B 3.2SN OR	152076	50
15	SL 5.08/15/180B 3.2SN OR	152086	50
16	SL 5.08/16/180B 3.2SN OR	152096	50
17	SL 5.08/17/180B 3.2SN OR	152106	20
18	SL 5.08/18/180B 3.2SN OR	152116	20
19	SL 5.08/19/180B 3.2SN OR	152126	20
20	SL 5.08/20/180B 3.2SN OR	152136	20
21	SL 5.08/21/180B 3.2SN OR	152146	20
22	SL 5.08/22/180B 3.2SN OR	152156	20
23	SL 5.08/23/180B 3.2SN OR	152166	20
24	SL 5.08/24/180B 3.2SN OR	152176	20

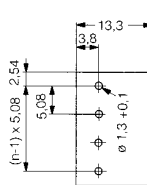
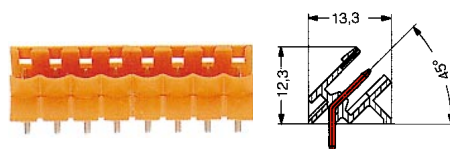
## SL 5.08/2 ... 24/180B

Solder version, pin length 4,5 mm  
Lateral dovetail for mounting brackets

No. of poles	Type	Cat.No.	Qty.
2	SL 5.08/2/180B 4.5SN OR	152416	100
3	SL 5.08/3/180B 4.5SN OR	152426	100
4	SL 5.08/4/180B 4.5SN OR	152436	100
5	SL 5.08/5/180B 4.5SN OR	152446	50
6	SL 5.08/6/180B 4.5SN OR	152456	50
7	SL 5.08/7/180B 4.5SN OR	152466	50
8	SL 5.08/8/180B 4.5SN OR	152476	50
9	SL 5.08/9/180B 4.5SN OR	152486	50
10	SL 5.08/10/180B 4.5SN OR	152496	50
11	SL 5.08/11/180B 4.5SN OR	152506	50
12	SL 5.08/12/180B 4.5SN OR	152516	50
13	SL 5.08/13/180B 4.5SN OR	152526	50
14	SL 5.08/14/180B 4.5SN OR	152536	50
15	SL 5.08/15/180B 4.5SN OR	152546	50
16	SL 5.08/16/180B 4.5SN OR	152556	50
17	SL 5.08/17/180B 4.5SN OR	152566	20
18	SL 5.08/18/180B 4.5SN OR	152576	20
19	SL 5.08/19/180B 4.5SN OR	152586	20
20	SL 5.08/20/180B 4.5SN OR	152596	20
21	SL 5.08/21/180B 4.5SN OR	152606	20
22	SL 5.08/22/180B 4.5SN OR	152616	20
23	SL 5.08/23/180B 4.5SN OR	152626	20
24	SL 5.08/24/180B 4.5SN OR	152636	20

## SL 5.08/135 pin headers

tin-plated version



## SL 5.08/2 ... 24/135

Solder version, pin length 3,2 mm

No. of poles	Type	Cat.No.	Qty.
2	SL 5.08/2/135 3.2SN OR	160306	100
3	SL 5.08/3/135 3.2SN OR	160307	100
4	SL 5.08/4/135 3.2SN OR	160308	100
5	SL 5.08/5/135 3.2SN OR	160309	50
6	SL 5.08/6/135 3.2SN OR	160310	50
7	SL 5.08/7/135 3.2SN OR	160311	50
8	SL 5.08/8/135 3.2SN OR	160312	50
9	SL 5.08/9/135 3.2SN OR	160313	50
10	SL 5.08/10/135 3.2SN OR	160314	50
11	SL 5.08/11/135 3.2SN OR	160315	50
12	SL 5.08/12/135 3.2SN OR	160316	50
13	SL 5.08/13/135 3.2SN OR	160317	50
14	SL 5.08/14/135 3.2SN OR	160318	50
15	SL 5.08/15/135 3.2SN OR	160319	50
16	SL 5.08/16/135 3.2SN OR	160320	50
17	SL 5.08/17/135 3.2SN OR	160321	20
18	SL 5.08/18/135 3.2SN OR	160322	20
19	SL 5.08/19/135 3.2SN OR	160323	20
20	SL 5.08/20/135 3.2SN OR	160324	20
21	SL 5.08/21/135 3.2SN OR	160325	20
22	SL 5.08/22/135 3.2SN OR	160326	20
23	SL 5.08/23/135 3.2SN OR	160327	20
24	SL 5.08/24/135 3.2SN OR	160328	20


## SL 5.08/2 ... 24/135

Solder version, pin length 4,5 mm

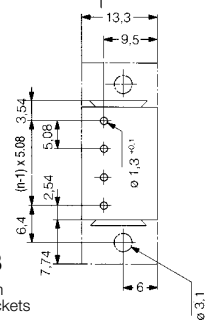
No. of poles	Type	Cat.No.	Qty.
2	SL 5.08/2/135 4.5SN OR	160576	100
3	SL 5.08/3/135 4.5SN OR	160577	100
4	SL 5.08/4/135 4.5SN OR	160578	100
5	SL 5.08/5/135 4.5SN OR	160579	50
6	SL 5.08/6/135 4.5SN OR	160580	50
7	SL 5.08/7/135 4.5SN OR	160581	50
8	SL 5.08/8/135 4.5SN OR	160582	50
9	SL 5.08/9/135 4.5SN OR	160583	50
10	SL 5.08/10/135 4.5SN OR	160584	50
11	SL 5.08/11/135 4.5SN OR	160585	50
12	SL 5.08/12/135 4.5SN OR	160586	50
13	SL 5.08/13/135 4.5SN OR	160587	50
14	SL 5.08/14/135 4.5SN OR	160588	50
15	SL 5.08/15/135 4.5SN OR	160589	50
16	SL 5.08/16/135 4.5SN OR	160590	50
17	SL 5.08/17/135 4.5SN OR	160591	20
18	SL 5.08/18/135 4.5SN OR	160592	20
19	SL 5.08/19/135 4.5SN OR	160593	20
20	SL 5.08/20/135 4.5SN OR	160594	20
21	SL 5.08/21/135 4.5SN OR	160595	20
22	SL 5.08/22/135 4.5SN OR	160596	20
23	SL 5.08/23/135 4.5SN OR	160597	20
24	SL 5.08/24/135 4.5SN OR	160598	20

## SL 5.08/135 B pin headers

tin-plated version



### B-Version



## SL 5.08/2 ... 24/135B

Solder version, pin length 3,2 mm  
Lateral dovetail for mounting brackets

No. of poles	Type	Cat.No.	Qty.
2	SL 5.08/2/135B 3.2SN OR	160553	100
3	SL 5.08/3/135B 3.2SN OR	160554	100
4	SL 5.08/4/135B 3.2SN OR	160555	100
5	SL 5.08/5/135B 3.2SN OR	160556	50
6	SL 5.08/6/135B 3.2SN OR	160557	50
7	SL 5.08/7/135B 3.2SN OR	160558	50
8	SL 5.08/8/135B 3.2SN OR	160559	50
9	SL 5.08/9/135B 3.2SN OR	160560	50
10	SL 5.08/10/135B 3.2SN OR	160561	50
11	SL 5.08/11/135B 3.2SN OR	160562	50
12	SL 5.08/12/135B 3.2SN OR	160563	50
13	SL 5.08/13/135B 3.2SN OR	160564	50
14	SL 5.08/14/135B 3.2SN OR	160565	50
15	SL 5.08/15/135B 3.2SN OR	160566	50
16	SL 5.08/16/135B 3.2SN OR	160567	50
17	SL 5.08/17/135B 3.2SN OR	160568	20
18	SL 5.08/18/135B 3.2SN OR	160569	20
19	SL 5.08/19/135B 3.2SN OR	160570	20
20	SL 5.08/20/135B 3.2SN OR	160571	20
21	SL 5.08/21/135B 3.2SN OR	160572	20
22	SL 5.08/22/135B 3.2SN OR	160573	20
23	SL 5.08/23/135B 3.2SN OR	160574	20
24	SL 5.08/24/135B 3.2SN OR	160575	20

## SL 5.08/2 ... 24/135B

Solder version, pin length 4,5 mm  
Lateral dovetail for mounting brackets

No. of poles	Type	Cat.No.	Qty.
2	SL 5.08/2/135B 4.5SN OR	160599	100
3	SL 5.08/3/135B 4.5SN OR	160600	100
4	SL 5.08/4/135B 4.5SN OR	160601	100
5	SL 5.08/5/135B 4.5SN OR	160602	50
6	SL 5.08/6/135B 4.5SN OR	160603	50
7	SL 5.08/7/135B 4.5SN OR	160604	50
8	SL 5.08/8/135B 4.5SN OR	160605	50
9	SL 5.08/9/135B 4.5SN OR	160606	50
10	SL 5.08/10/135B 4.5SN OR	160607	50
11	SL 5.08/11/135B 4.5SN OR	160608	50
12	SL 5.08/12/135B 4.5SN OR	160609	50
13	SL 5.08/13/135B 4.5SN OR	160610	50
14	SL 5.08/14/135B 4.5SN OR	160611	50
15	SL 5.08/15/135B 4.5SN OR	160612	50
16	SL 5.08/16/135B 4.5SN OR	160613	50
17	SL 5.08/17/135B 4.5SN OR	160614	20
18	SL 5.08/18/135B 4.5SN OR	160615	20
19	SL 5.08/19/135B 4.5SN OR	160616	20
20	SL 5.08/20/135B 4.5SN OR	160617	20
21	SL 5.08/21/135B 4.5SN OR	160618	20
22	SL 5.08/22/135B 4.5SN OR	160619	20
23	SL 5.08/23/135B 4.5SN OR	160620	20
24	SL 5.08/24/135B 4.5SN OR	160621	20

\*) Mounting bracket SL 135 BB15 see page 5/131

### Accessories

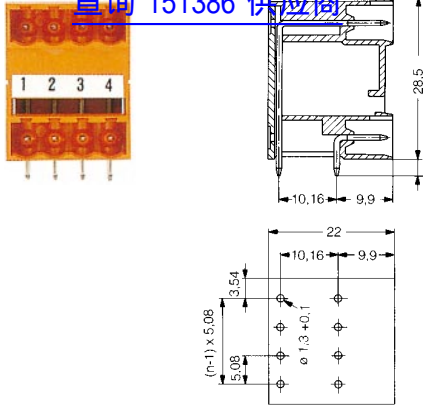
Marking material, strain reliefs, coding elements, compartment dividing element see page 5/133

Cover hoods, locking latch, mounting bracket, floodlight indication see page 5/134



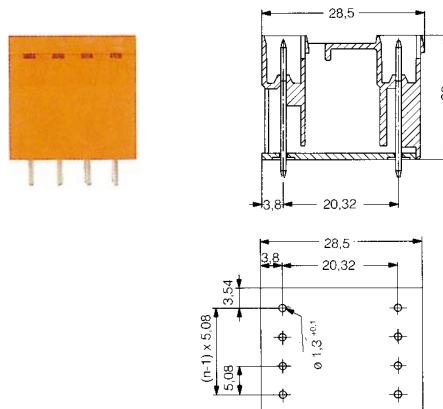
### SLD 5.08R 20 pin headers

tin-plated version



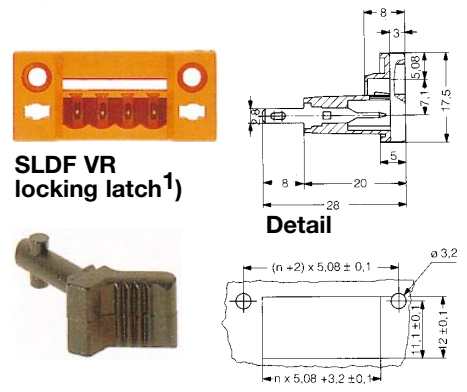
### SLD 5.08R 20 pin headers

tin-plated version



### SLDF 5.08 FL pin headers

with tab connection, tin-plated version



### SLD 5.08R 20/4 ... 48

90°-Solder version, pin length 3,2 mm

No. of poles	Type	Cat.No. <sup>2)</sup>	Qty.
4	SLD 5.08R20/4 3.2SN OR	160179	50
6	SLD 5.08R20/6 3.2SN OR	160180	50
8	SLD 5.08R20/8 3.2SN OR	160181	50
10	SLD 5.08R20/10 3.2SN OR	160182	50
12	SLD 5.08R20/12 3.2SN OR	160183	50
14	SLD 5.08R20/14 3.2SN OR	160184	20
16	SLD 5.08R20/16 3.2SN OR	160185	20
18	SLD 5.08R20/18 3.2SN OR	160186	20
20	SLD 5.08R20/20 3.2SN OR	160187	20
22	SLD 5.08R20/22 3.2SN OR	160188	10
24	SLD 5.08R20/24 3.2SN OR	160189	10
26	SLD 5.08R20/26 3.2SN OR	160190	10
28	SLD 5.08R20/28 3.2SN OR	160191	10
30	SLD 5.08R20/30 3.2SN OR	160192	10
32	SLD 5.08R20/32 3.2SN OR	160193	10
34	SLD 5.08R20/34 3.2SN OR	160194	10
36	SLD 5.08R20/36 3.2SN OR	160195	10
38	SLD 5.08R20/38 3.2SN OR	160196	10
40	SLD 5.08R20/40 3.2SN OR	160197	10
42	SLD 5.08R20/42 3.2SN OR	160198	10
44	SLD 5.08R20/44 3.2SN OR	160199	10
46	SLD 5.08R20/46 3.2SN OR	160200	10
48	SLD 5.08R20/48 3.2SN OR	160201	10

### SLD 5.08R 20/4 ... 48

180°-Solder version, pin length 3,2 mm

No. of poles	Type	Cat.No. <sup>2)</sup>	Qty.
4	SLD 5.08R20/4 3.2SN OR	160239	50
6	SLD 5.08R20/6 3.2SN OR	160240	50
8	SLD 5.08R20/8 3.2SN OR	160241	50
10	SLD 5.08R20/10 3.2SN OR	160242	50
12	SLD 5.08R20/12 3.2SN OR	160243	50
14	SLD 5.08R20/14 3.2SN OR	160244	20
16	SLD 5.08R20/16 3.2SN OR	160245	20
18	SLD 5.08R20/18 3.2SN OR	160246	20
20	SLD 5.08R20/20 3.2SN OR	160247	20
22	SLD 5.08R20/22 3.2SN OR	160248	10
24	SLD 5.08R20/24 3.2SN OR	160249	10
26	SLD 5.08R20/26 3.2SN OR	160250	10
28	SLD 5.08R20/28 3.2SN OR	160251	10
30	SLD 5.08R20/30 3.2SN OR	160252	10
32	SLD 5.08R20/32 3.2SN OR	160253	10
34	SLD 5.08R20/34 3.2SN OR	160254	10
36	SLD 5.08R20/36 3.2SN OR	160255	10
38	SLD 5.08R20/38 3.2SN OR	160256	10
40	SLD 5.08R20/40 3.2SN OR	160257	10
42	SLD 5.08R20/42 3.2SN OR	160258	10
44	SLD 5.08R20/44 3.2SN OR	160259	10
46	SLD 5.08R20/46 3.2SN OR	160260	10
48	SLD 5.08R20/48 3.2SN OR	160261	10

### SLDF 5.08/2 ... 16FL

Tab connection 2,8 mm

No. of poles	Type	Cat.No.	Qty.
2	SLDF 5.08 L/F 2 SN OR	159913	100
3	SLDF 5.08 L/F 3 SN OR	159914	100
4	SLDF 5.08 L/F 4 SN OR	159915	100
5	SLDF 5.08 L/F 5 SN OR	159916	50
6	SLDF 5.08 L/F 6 SN OR	159917	50
7	SLDF 5.08 L/F 7 SN OR	159918	50
8	SLDF 5.08 L/F 8 SN OR	159919	50
9	SLDF 5.08 L/F 9 SN OR	159920	50
10	SLDF 5.08 L/F 10 SN OR	159921	50
11	SLDF 5.08 L/F 11 SN OR	159922	50
12	SLDF 5.08 L/F 12 SN OR	159923	50
13	SLDF 5.08 L/F 13 SN OR	159924	50
14	SLDF 5.08 L/F 14 SN OR	159925	50
15	SLDF 5.08 L/F 15 SN OR	159926	50
16	SLDF 5.08 L/F 16 SN OR	159927	50

### SLD 5.08R20/4 ... 48

90°-Solder version, pin length 4,5 mm

No. of poles	Type	Cat.No. <sup>2)</sup>	Qty.
4	SLD 5.08R20/4 4.5SN OR	160202	50
6	SLD 5.08R20/6 4.5SN OR	160203	50
8	SLD 5.08R20/8 4.5SN OR	160204	50
10	SLD 5.08R20/10 4.5SN OR	160205	50
12	SLD 5.08R20/12 4.5SN OR	160206	50
14	SLD 5.08R20/14 4.5SN OR	160207	20
16	SLD 5.08R20/16 4.5SN OR	160208	20
18	SLD 5.08R20/18 4.5SN OR	160209	20
20	SLD 5.08R20/20 4.5SN OR	160210	20
22	SLD 5.08R20/22 4.5SN OR	160211	10
24	SLD 5.08R20/24 4.5SN OR	160212	10
26	SLD 5.08R20/26 4.5SN OR	160213	10
28	SLD 5.08R20/28 4.5SN OR	160214	10
30	SLD 5.08R20/30 4.5SN OR	160215	10
32	SLD 5.08R20/32 4.5SN OR	160216	10
34	SLD 5.08R20/34 4.5SN OR	160217	10
36	SLD 5.08R20/36 4.5SN OR	160218	10
38	SLD 5.08R20/38 4.5SN OR	160219	10
40	SLD 5.08R20/40 4.5SN OR	160220	10
42	SLD 5.08R20/42 4.5SN OR	160221	10
44	SLD 5.08R20/44 4.5SN OR	160222	10
46	SLD 5.08R20/46 4.5SN OR	160223	10
48	SLD 5.08R20/48 4.5SN OR	160224	10

### SLD 5.08R20/4 ... 48

180°-Solder version, pin length 4,5 mm

No. of poles	Type	Cat.No. <sup>2)</sup>	Qty.
4	SLD 5.08R20/4 4.5SN OR	160262	50
6	SLD 5.08R20/6 4.5SN OR	160263	50
8	SLD 5.08R20/8 4.5SN OR	160264	50
10	SLD 5.08R20/10 4.5SN OR	160265	50
12	SLD 5.08R20/12 4.5SN OR	160266	50
14	SLD 5.08R20/14 4.5SN OR	160267	20
16	SLD 5.08R20/16 4.5SN OR	160268	20
18	SLD 5.08R20/18 4.5SN OR	160269	20
20	SLD 5.08R20/20 4.5SN OR	160270	20
22	SLD 5.08R20/22 4.5SN OR	160271	10
24	SLD 5.08R20/24 4.5SN OR	160272	10
26	SLD 5.08R20/26 4.5SN OR	160273	10
28	SLD 5.08R20/28 4.5SN OR	160274	10
30	SLD 5.08R20/30 4.5SN OR	160275	10
32	SLD 5.08R20/32 4.5SN OR	160276	10
34	SLD 5.08R20/34 4.5SN OR	160277	10
36	SLD 5.08R20/36 4.5SN OR	160278	10
38	SLD 5.08R20/38 4.5SN OR	160279	10
40	SLD 5.08R20/40 4.5SN OR	160280	10
42	SLD 5.08R20/42 4.5SN OR	160281	10
44	SLD 5.08R20/44 4.5SN OR	160282	10
46	SLD 5.08R20/46 4.5SN OR	160283	10
48	SLD 5.08R20/48 4.5SN OR	160284	10

#### Accessories

Marking material, strain reliefs, coding elements, compartment dividing element see page 5/133

Cover hoods, locking latch, mounting bracket, floodlight indication see page 5/134

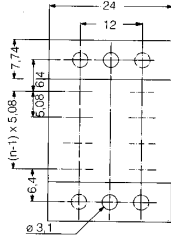
<sup>1)</sup> For snap-fitting to SLDF 5.08 FL feed-through connector. For establishing a permanent connection between IBLZ 5.08/SL 5.08 socket blocks with lateral dovetail guides (B version) and SLDF 5.08 FL pin blocks. Ordering data, see page 5/134.

<sup>2)</sup> Double-deck pin strip available in 125 V version under number ...0010

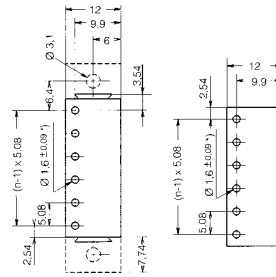
## SL 5.08KU pin headers

with Screw connection, tin-plated version

查询"151386"供应商



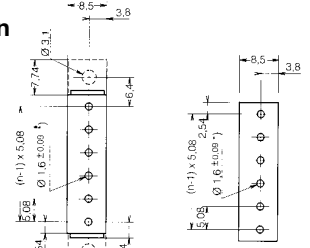
## SL 5.08E/90 pin headers



## SL 5.08E/180 pin headers



### B-Version



## SL 5.08KU/2 ... 24

No. of poles	Type	Cat.No.	Qty.
2	SL 5.08KU 2 SN OR	159776	100
3	SL 5.08KU 3 SN OR	159777	100
4	SL 5.08KU 4 SN OR	159778	100
5	SL 5.08KU 5 SN OR	159779	50
6	SL 5.08KU 6 SN OR	159780	50
7	SL 5.08KU 7 SN OR	159781	50
8	SL 5.08KU 8 SN OR	159782	50
9	SL 5.08KU 9 SN OR	159783	50
10	SL 5.08KU 10 SN OR	159784	50
11	SL 5.08KU 11 SN OR	159785	50
12	SL 5.08KU 12 SN OR	159786	50
13	SL 5.08KU 13 SN OR	159787	50
14	SL 5.08KU 14 SN OR	159788	50
15	SL 5.08KU 15 SN OR	159789	50
16	SL 5.08KU 16 SN OR	159790	50
17	SL 5.08KU 17 SN OR	159791	20
18	SL 5.08KU 18 SN OR	159792	20
19	SL 5.08KU 19 SN OR	159793	20
20	SL 5.08KU 20 SN OR	159794	20
21	SL 5.08KU 21 SN OR	159795	20
22	SL 5.08KU 22 SN OR	159796	20
23	SL 5.08KU 23 SN OR	159797	20
24	SL 5.08KU 24 SN OR	159798	20

## SL 5.08E/2 ... 24/90

90° press in version, pin length 5.00 mm\*)

No. of poles	Type	Cat.No.	Qty.
2	SL 5.08E/2/90 SN OR	159944	100
3	SL 5.08E/3/90 SN OR	159945	100
4	SL 5.08E/4/90 SN OR	159946	100
5	SL 5.08E/5/90 SN OR	159947	50
6	SL 5.08E/6/90 SN OR	159948	50
7	SL 5.08E/7/90 SN OR	159949	50
8	SL 5.08E/8/90 SN OR	159950	50
9	SL 5.08E/9/90 SN OR	159951	50
0	SL 5.08E/10/90 SN OR	159952	50
11	SL 5.08E/11/90 SN OR	159953	50
12	SL 5.08E/12/90 SN OR	159954	50
13	SL 5.08E/13/90 SN OR	159955	50
14	SL 5.08E/14/90 SN OR	159956	50
15	SL 5.08E/15/90 SN OR	159957	50
16	SL 5.08E/16/90 SN OR	159958	50
17	SL 5.08E/17/90 SN OR	159959	20
18	SL 5.08E/18/90 SN OR	159960	20
19	SL 5.08E/19/90 SN OR	159961	20
20	SL 5.08E/20/90 SN OR	159962	20
21	SL 5.08E/21/90 SN OR	159963	20
22	SL 5.08E/22/90 SN OR	159964	20
23	SL 5.08E/23/90 SN OR	159965	20
24	SL 5.08E/24/90 SN OR	159966	20

## SL 5.08E/2 ... 24/180

180° press-in version, pin length 5.00 mm\*)

No. of poles	Type	Cat.No.	Qty.
2	SL 5.08E/2/180 SN OR	159990	100
3	SL 5.08E/3/180 SN OR	159991	100
4	SL 5.08E/4/180 SN OR	159992	100
5	SL 5.08E/5/180 SN OR	159993	50
6	SL 5.08E/6/180 SN OR	159994	50
7	SL 5.08E/7/180 SN OR	159995	50
8	SL 5.08E/8/180 SN OR	159996	50
9	SL 5.08E/9/180 SN OR	159997	50
10	SL 5.08E/10/180 SN OR	159998	50
11	SL 5.08E/11/180 SN OR	159999	50
12	SL 5.08E/12/180 SN OR	160000	50
13	SL 5.08E/13/180 SN OR	160001	50
14	SL 5.08E/14/180 SN OR	160002	50
15	SL 5.08E/15/180 SN OR	160003	50
16	SL 5.08E/16/180 SN OR	160004	50
17	SL 5.08E/17/180 SN OR	160005	20
18	SL 5.08E/18/180 SN OR	160006	20
19	SL 5.08E/19/180 SN OR	160007	20
20	SL 5.08E/20/180 SN OR	160008	20
21	SL 5.08E/21/180 SN OR	160009	20
22	SL 5.08E/22/180 SN OR	160010	20
23	SL 5.08E/23/180 SN OR	160011	20
24	SL 5.08E/24/180 SN OR	160012	20

## SL 5.08E/2 ... 24/90B

90° press in version, pin length 5.00 mm\*)  
Lateral dovetail for mounting brackets

No. of poles	Type	Cat.No.	Qty.
2	SL 5.08E/2/90B SN OR	159967	100
3	SL 5.08E/3/90B SN OR	159968	100
4	SL 5.08E/4/90B SN OR	159969	100
5	SL 5.08E/5/90B SN OR	159970	50
6	SL 5.08E/6/90B SN OR	159971	50
7	SL 5.08E/7/90B SN OR	159972	50
8	SL 5.08E/8/90B SN OR	159973	50
9	SL 5.08E/9/90B SN OR	159974	50
10	SL 5.08E/10/90B SN OR	159975	50
11	SL 5.08E/11/90B SN OR	159976	50
12	SL 5.08E/12/90B SN OR	159977	50
13	SL 5.08E/13/90B SN OR	159978	50
14	SL 5.08E/14/90B SN OR	159979	50
15	SL 5.08E/15/90B SN OR	159980	50
16	SL 5.08E/16/90B SN OR	159981	50
17	SL 5.08E/17/90B SN OR	159982	20
18	SL 5.08E/18/90B SN OR	159983	20
19	SL 5.08E/19/90B SN OR	159984	20
20	SL 5.08E/20/90B SN OR	159985	20
21	SL 5.08E/21/90B SN OR	159986	20
22	SL 5.08E/22/90B SN OR	159987	20
23	SL 5.08E/23/90B SN OR	159988	20
24	SL 5.08E/24/90B SN OR	159989	20

## SL 5.08E/2 ... 24/180B

180° press-in version, pin length 5.00 mm\*)  
Lateral dovetail for mounting brackets

No. of poles	Type	Cat.No.	Qty.
2	SL 5.08E/2/180B SN OR	160013	100
3	SL 5.08E/3/180B SN OR	160014	100
4	SL 5.08E/4/180B SN OR	160015	100
5	SL 5.08E/5/180B SN OR	160016	50
6	SL 5.08E/6/180B SN OR	160017	50
7	SL 5.08E/7/180B SN OR	160018	50
8	SL 5.08E/8/180B SN OR	160019	50
9	SL 5.08E/9/180B SN OR	160020	50
10	SL 5.08E/10/180B SN OR	160021	50
11	SL 5.08E/11/180B SN OR	160022	50
12	SL 5.08E/12/180B SN OR	160023	50
13	SL 5.08E/13/180B SN OR	160024	50
14	SL 5.08E/14/180B SN OR	160025	50
15	SL 5.08E/15/180B SN OR	160026	50
16	SL 5.08E/16/180B SN OR	160027	50
17	SL 5.08E/17/180B SN OR	160028	20
18	SL 5.08E/18/180B SN OR	160029	20
19	SL 5.08E/19/180B SN OR	160030	20
20	SL 5.08E/20/180B SN OR	160031	20
21	SL 5.08E/21/180B SN OR	160032	20
22	SL 5.08E/22/180B SN OR	160033	20
23	SL 5.08E/23/180B SN OR	160034	20
24	SL 5.08E/24/180B SN OR	160035	20

\*) Processing tools see page 5/53 ET-Press  
Press-in pin to DIN 41611 T. 5. EE 1. 6 AC Varipin®.  
Varipin® is a registered trademark of the Elco company

### Accessories

Marking material, strain reliefs, coding elements, compartment dividing element see page 5/133

Cover hoods, locking latch, mounting bracket, floodlight indication see page 5/134

## BLZ 7.62 socket blocks

with Screw connection, tin-plated version



### B-Version



## BLZ 7.62/2 ... 12

No. of poles	Type	Cat.No.	Qty.
2	BLZ 7.62/2 SN OR	<b>162305</b>	100
3	BLZ 7.62/3 SN OR	<b>162306</b>	100
4	BLZ 7.62/4 SN OR	<b>162307</b>	100
5	BLZ 7.62/5 SN OR	<b>162308</b>	50
6	BLZ 7.62/6 SN OR	<b>162309</b>	50
7	BLZ 7.62/7 SN OR	<b>162310</b>	50
8	BLZ 7.62/8 SN OR	<b>162311</b>	50
9	BLZ 7.62/9 SN OR	<b>162312</b>	50
10	BLZ 7.62/10 SN OR	<b>162313</b>	50
11	BLZ 7.62/11 SN OR	<b>162314</b>	50
12	BLZ 7.62/12 SN OR	<b>162315</b>	50

## BLZ 7.62/2 ... 12B

Lateral dovetail for mounting brackets

No. of poles	Type	Cat.No.	Qty.
2	BLZ 7.62/2B SN OR	<b>162338</b>	100
3	BLZ 7.62/3B SN OR	<b>162339</b>	100
4	BLZ 7.62/4B SN OR	<b>162340</b>	100
5	BLZ 7.62/5BSN OR	<b>162341</b>	50
6	BLZ 7.62/6B SN OR	<b>162342</b>	50
7	BLZ 7.62/7B SN OR	<b>162343</b>	50
8	BLZ 7.62/8B SN OR	<b>162344</b>	50
9	BLZ 7.62/9B SN OR	<b>162345</b>	50
10	BLZ 7.62/10B SN OR	<b>162346</b>	50
11	BLZ 7.62/11B SN OR	<b>162347</b>	50
12	BLZ 7.62/12B SN OR	<b>162348</b>	50

## SL 7.62/90 pin headers

tin-plated version



## SL 7.62/2 ... 12/90

Solder version, pin length 3,2 mm

No. of poles	Type	Cat.No.	Qty.
2	SL 7.62/2/90 3.2SN OR	<b>162415</b>	100
3	SL 7.62/3/90 3.2SN OR	<b>162416</b>	100
4	SL 7.62/4/90 3.2SN OR	<b>162417</b>	100
5	SL 7.62/5/90 3.2SN OR	<b>162418</b>	50
6	SL 7.62/6/90 3.2SN OR	<b>162419</b>	50
7	SL 7.62/7/90 3.2SN OR	<b>162420</b>	50
8	SL 7.62/8/90 3.2SN OR	<b>162421</b>	50
9	SL 7.62/9/90 3.2SN OR	<b>162422</b>	50
10	SL 7.62/10/90 3.2SN OR	<b>162423</b>	50
11	SL 7.62/11/90 3.2SN OR	<b>162424</b>	50
12	SL 7.62/12/90 3.2SN OR	<b>162425</b>	50

## SL 7.62/2 ... 12/90

Solder version, pin length 4,5 mm

No. of poles	Type	Cat.No.	Qty.
2	SL 7.62/2/90 4.5SN OR	<b>162371</b>	100
3	SL 7.62/3/90 4.5SN OR	<b>162372</b>	100
4	SL 7.62/4/90 4.5SN OR	<b>162373</b>	100
5	SL 7.62/5/90 4.5SN OR	<b>162374</b>	50
6	SL 7.62/6/90 4.5SN OR	<b>162375</b>	50
7	SL 7.62/7/90 4.5SN OR	<b>162376</b>	50
8	SL 7.62/8/90 4.5SN OR	<b>162377</b>	50
9	SL 7.62/9/90 4.5SN OR	<b>162378</b>	50
10	SL 7.62/10/90 4.5SN OR	<b>162379</b>	50
11	SL 7.62/11/90 4.5SN OR	<b>162380</b>	50
12	SL 7.62/12/90 4.5SN OR	<b>162381</b>	50

## SL 7.62/90B pin headers

tin-plated version



### B-Version



## SL 7.62/2 ... 12/90B

Solder version, pin length 3,2 mm

Lateral dovetail for mounting brackets

No. of poles	Type	Cat.No.	Qty.
2	SL 7.62/2/90B 3.2SN OR	<b>162437</b>	100
3	SL 7.62/3/90B 3.2SN OR	<b>162438</b>	100
4	SL 7.62/4/90B 3.2SN OR	<b>162439</b>	100
5	SL 7.62/5/90B 3.2SN OR	<b>162440</b>	50
6	SL 7.62/6/90B 3.2SN OR	<b>162441</b>	50
7	SL 7.62/7/90B 3.2SN OR	<b>162442</b>	50
8	SL 7.62/8/90B 3.2SN OR	<b>162443</b>	50
9	SL 7.62/9/90B 3.2SN OR	<b>162444</b>	50
10	SL 7.62/10/90B 3.2SN OR	<b>162445</b>	50
11	SL 7.62/11/90B 3.2SN OR	<b>162446</b>	50
12	SL 7.62/12/90B 3.2SN OR	<b>162447</b>	50

## SL 7.62/2 ... 12/90B

Solder version, pin length 4,5 mm

Lateral dovetail for mounting brackets

No. of poles	Type	Cat.No.	Qty.
2	SL 7.62/2/90B 4.5SN OR	<b>162393</b>	100
3	SL 7.62/3/90B 4.5SN OR	<b>162394</b>	100
4	SL 7.62/4/90B 4.5SN OR	<b>162395</b>	100
5	SL 7.62/5/90B 4.5SN OR	<b>162396</b>	50
6	SL 7.62/6/90B 4.5SN OR	<b>162397</b>	50
7	SL 7.62/7/90B 4.5SN OR	<b>162398</b>	50
8	SL 7.62/8/90B 4.5SN OR	<b>162399</b>	50
9	SL 7.62/9/90B 4.5SN OR	<b>162400</b>	50
10	SL 7.62/10/90B 4.5SN OR	<b>162401</b>	50
11	SL 7.62/11/90B 4.5SN OR	<b>162402</b>	50
12	SL 7.62/12/90B 4.5SN OR	<b>162403</b>	50

### Accessories

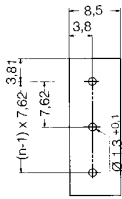

Marking material, strain reliefs, coding elements, compartment dividing element see page 5/133

Cover hoods, locking latch, mounting bracket, floodlight indication see page 5/134

**SL 7.62/180 pin headers**


tin-plated version

查询"151386"供应商

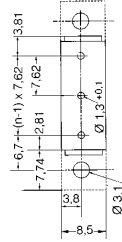


**SL 7.62/180B pin headers**

tin-plated version



**B-Version**



**SL 7.62/2 ... 12/180**

Solder version, pin length 3,2 mm

No. of poles	Type	Cat.No.	Qty.
2	SL 7.62/2/180 3.2SN OR	162503	100
3	SL 7.62/3/180 3.2SN OR	162504	100
4	SL 7.62/4/180 3.2SN OR	162505	100
5	SL 7.62/5/180 3.2SN OR	162506	50
6	SL 7.62/6/180 3.2SN OR	162507	50
7	SL 7.62/7/180 3.2SN OR	162508	50
8	SL 7.62/8/180 3.2SN OR	162509	50
9	SL 7.62/9/180 3.2SN OR	162510	50
10	SL 7.62/10/180 3.2SN OR	162511	50
11	SL 7.62/11/180 3.2SN OR	162512	50
12	SL 7.62/12/180 3.2SN OR	162513	50

**SL 7.62/2 ... 12/180B**

Solder version, pin length 3.2 mm  
Lateral dovetail for mounting brackets

No. of poles	Type	Cat.No.	Qty.
2	SL 7.62/2/180B 3.2SN OR	162525	100
3	SL 7.62/3/180B 3.2SN OR	162526	100
4	SL 7.62/4/180B 3.2SN OR	162527	100
5	SL 7.62/5/180B 3.2SN OR	162528	50
6	SL 7.62/6/180B 3.2SN OR	162529	50
7	SL 7.62/7/180B 3.2SN OR	162530	50
8	SL 7.62/8/180B 3.2SN OR	162531	50
9	SL 7.62/9/180B 3.2SN OR	162532	50
10	SL 7.62/10/180B 3.2SN OR	162533	50
11	SL 7.62/11/180B 3.2SN OR	162534	50
12	SL 7.62/12/180B 3.2SN OR	162535	50

**SL 7.62/2 ... 12/180**

Solder version, pin length 4,5 mm

No. of poles	Type	Cat.No.	Qty.
2	SL 7.62/2/180 4.5SN OR	162459	100
3	SL 7.62/3/180 4.5SN OR	162460	100
4	SL 7.62/4/180 4.5SN OR	162461	100
5	SL 7.62/5/180 4.5SN OR	162462	50
6	SL 7.62/6/180 4.5SN OR	162463	50
7	SL 7.62/7/180 4.5SN OR	162464	50
8	SL 7.62/8/180 4.5SN OR	162465	50
9	SL 7.62/9/180 4.5SN OR	162466	50
10	SL 7.62/10/180 4.5SN OR	162467	50
11	SL 7.62/11/180 4.5SN OR	162468	50
12	SL 7.62/12/180 4.5SN OR	162469	50

**SL 7.62/2 ... 12/180B**

Solder version, pin length 4,5 mm  
Lateral dovetail for mounting brackets

No. of poles	Type	Cat.No.	Qty.
2	SL 7.62/2/180B 4.5SN OR	162481	100
3	SL 7.62/3/180B 4.5SN OR	162482	100
4	SL 7.62/4/180B 4.5SN OR	162483	100
5	SL 7.62/5/180B 4.5SN OR	162484	50
6	SL 7.62/6/180B 4.5SN OR	162485	50
7	SL 7.62/7/180B 4.5SN OR	162486	50
8	SL 7.62/8/180B 4.5SN OR	162487	50
9	SL 7.62/9/180B 4.5SN OR	162488	50
10	SL 7.62/10/180B 4.5SN OR	162489	50
11	SL 7.62/11/180B 4.5SN OR	162490	50
12	SL 7.62/12/180B 4.5SN OR	162491	50

**Accessories**

Marking material, strain reliefs, coding elements, compartment dividing element see page 5/133

Cover hoods, locking latch, mounting bracket, floodlight indication see page 5/134

## P.C.B. Connectors, metric pitch

Systemübersicht [查询"191386"供应商](#)

- **BL 3.5/SL 3.5 (Pitch 3.5 mm)**
- **BLZ 5.00/SL 5.00 (Pitch 5.00 mm)**
- **BLZ 7.50/SL 7.50 (Pitch 7.50 mm)**

The metric printed circuit board connector system is a logical further development of the numerous systems with an imperial pitch currently in widespread use. Metric connectors are being used more and more in industry and are proving to be the standard.

New DIN standards. Such as DIN 43356 Metric design, 25 mm multi-module for example, require specially adapted connectors. This standard was taken into special consideration in the BL 3.5/SL 3.5 connector system. With its 3.5 mm pitch, this printed circuit board connector system is also the smallest system with a screw connection.

The BL 3.5/SL 3.5 system is complemented by the new BLZ 5.00/SL 5.00 and BLZ 7.50/SL 7.50. Both system are based on the new M 2.5 clamping yoke system and offer a wire range up to 2.5 mm<sup>2</sup> for both solid and flexible conductors (also with ferrule).

The systems are characterised by

- Space-saving design
- Conical cable entry
- Clear marking surface
- Coding in the PCB grid without pole loss
- Stackable in rows in the PCB grid
- Low mating and unmating force

The PBT plastic housings are

- Flame-resistant to UL 94 (V0)
- Durable and
- Accurately pitched

The following metal parts are used

- Octagonal pin contact
- The Weidmüller clamping yoke system or tension clamp system
- The Weidmüller double spring contact





### Steckgesicht BL 3.5



### Steckgesicht BLZ 5.00



### Steckgesicht BLZ 7.50



Note:

Products from the BL 3.5 /SL 3.5 series must only be assembled when not live. If it is necessary to assembly while carrying a low power, please ask us for values that we have ascertained through experience. The PCB connectors comply with DIN VDE 0627.

When mounting PCB's it should be noted that the rated data given in the catalogue relate only to the connection elements. The necessary creepage and clearance paths must be observed for the respective application as specified in VDE 0110. The current-carrying capacity of PCB's is to be determined according to DIN IEC 326 Part 3.

## P.C.B. Connectors, metric pitch

**BL3.5/SL3.5, BLZ 5.00/SL 5.00 and  
BLZ 7.50/SL 7.50**

### Technical data/derating curves

#### Technical data

Material data	BL 3.5/SL 3.5	BLZ 5.00/SL 5.00	BLZ 7.50/SL 7.50
Insulation	PBT	PBT	PBT
Colour	orange <sup>1)</sup>	orange <sup>1)</sup>	orange <sup>1)</sup>
Temperature range	-20...+100 °C	-20...+100 °C	-20...+100 °C
Flammability class	UL 94 (V0)	UL 94 (V0)	UL 94 (V0)
Basic contact material	CuSn	CuSn	CuSn
contact plating	tin-plated <sup>2)</sup>	tin-plated <sup>2)</sup>	tin-plated <sup>2)</sup>
<b>Characteristic system value</b>			
Pitch	3,5 mm	5,00 mm	7,50 mm
Clearance	≥ 1,6 mm	≥ 2,5 mm	≥ 4,5 mm
Creepage path	≥ 3,2 mm	≥ 4,0 mm	≥ 8,0 mm
Polarisation connection	Screw connection/solder conn	Screw connection/solder conn	Screw connection/solder conn
Solder pin length	3,2/4,5 mm	3,2/4,5 mm	3,2/4,5 mm
Mounting hole	ø 1,3 + 0,1 mm	ø 1,3 + 0,1 mm	ø 1,3 + 0,1 mm
Insulation stripping length	7 mm	7 mm	7 mm
Clamping screw	M 2,7)	M 2,5	M 2,5
Insulation resistance	≥ 10 <sup>5</sup> MΩ	≥ 10 <sup>5</sup> MΩ	≥ 10 <sup>5</sup> MΩ
Through resistance	≤ 4,2 mΩ	≤ 5,0 mΩ	≤ 5,0 mΩ
<b>Connectable conductors</b>			
Max. clamping range	0,08...1,5 mm <sup>2</sup>	0,08...2,5 mm <sup>2</sup>	0,08...2,5 mm <sup>2</sup>
solid H05(07)V-U	0,5...1,5 mm <sup>2</sup>	0,5...2,5 mm <sup>2</sup>	0,5...2,5 mm <sup>2</sup>
flexible H05(07)V-K	0,5...1,5 mm <sup>2</sup>	0,5...2,5 mm <sup>2</sup>	0,5...2,5 mm <sup>2</sup>
with ferrules			
to DIN 46228, T.1 and T.2 <sup>6)</sup>	0,5...1,5 mm <sup>2</sup>	0,5...2,5 mm <sup>2</sup>	0,5...2,5 mm <sup>2</sup>
with plastic collar			
to DIN 46228/4		0,5...1,5 mm <sup>2</sup>	0,5...1,5 mm <sup>2</sup>
AWG-conductor	28...16	28...14	28...14
Gauge pin to			
EN 60947-1/10.91 Dimension	A1	A3	A3
Insulation diameter	≤ 2,9 mm		
<b>VDE rated data</b>			
Rated cross-section	1,5 mm <sup>2</sup>	2,5 mm <sup>2</sup>	2,5 mm <sup>2</sup>
Rated current	12 A <sup>3)</sup>	12 A <sup>3)</sup>	15 A <sup>3)</sup>
Current-carrying capacity	see derating curves <sup>4)</sup>	see derating curves <sup>4)</sup>	see derating curves <sup>4)</sup>
Reference voltage	125 V~ / 150 V~, group C	250 V~ / 300 V~, group C	500 V~ / 600 V~, group C
(to VDE 0110b 2.79)	250 V~ / 300 V~, group B	380 V~ / 450 V~, group B	750 V~ / 900 V~, group B
Test voltage	1,25 kV~	2,0 kV~	3,0 kV~
Rated torque	0,25 Nm	0,5 Nm	0,5 Nm
<b>UL rated data</b>			
Conductor sizes	22...14	22...12	22...12
Rated current	10 A	10 A	10 A
Rated voltage, industrial	300 V~	300 V~	300 V~
<b>Tightening torque</b>			
Screwdriver Type SD/SD <sup>9)</sup>			
<b>Approvals</b>			
	List on request	List on request	List on request

1) Other colours on request

2) Gold-plated on request

3) Based on 20°C ambient temperature, rated cross-section and maximum pole number

4) Additional derating curves on request

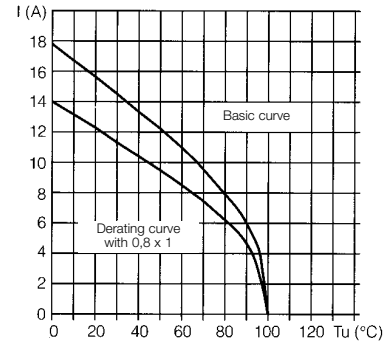
5) UL approval applied for with this data

6) For 3,5 mm pitch, only form A or C

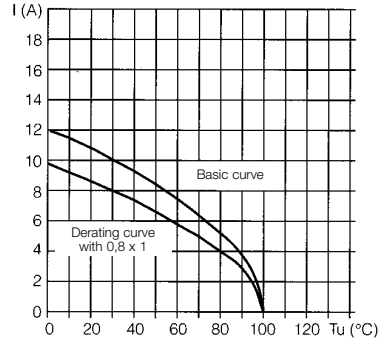
7) Not defined in VDE specifications

8) For SLD 5.00 R20 a reduced current-carrying capacity applies analogous SLD 5.08 R20 (see page 5/110)

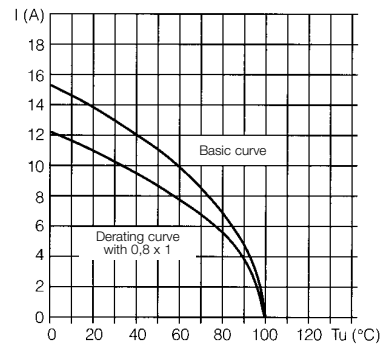
9) See section 9/tools for other versions



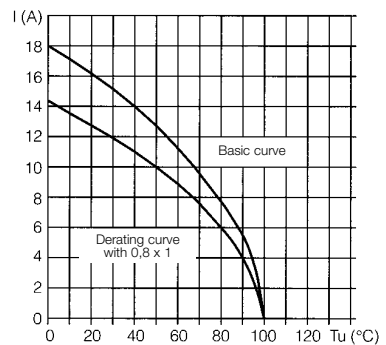
**BL 3.5/16 with SL 3.5/16/90,  
H07V-K 1,5 mm<sup>2</sup> conductor**



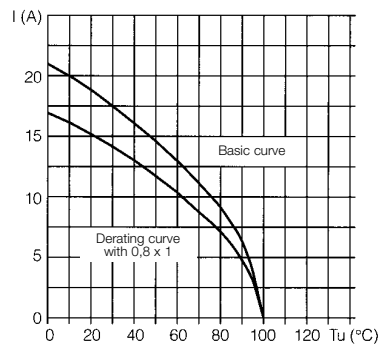
**SLD 5.00/20 with 2x BLZ 5.00/10,  
H07V-K 2,5 mm<sup>2</sup> conductor**



**BLZ 5.00/2 with SL 5.00/2,  
H05V-K 0,5 mm<sup>2</sup> conductor**



**BLZ 5.00/24 with SL 5.00/24/90,  
H07V-K 2,5 mm<sup>2</sup> conductor**



**BLZ 7.50/12 with SL 7.50/12/90,  
H07V-K 2,5 mm<sup>2</sup> conductor**

## P.C.B. Connectors, metric pitch

### Technical data/derating curves

查询书1300 供应商

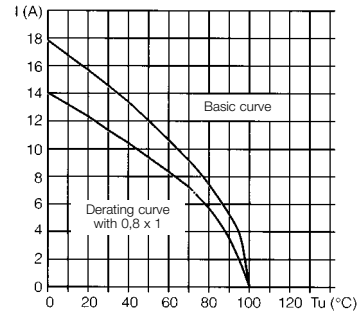
#### Technical data

Material data	SL 3.5 /110, 135	SLD 3.5 V/90, 180	SL 5.00/135
Insulation	PBT	PBT	PBT
Colour	orange <sup>1)</sup>	orange <sup>1)</sup>	orange <sup>1)</sup>
Temperature range	-20...+100 °C	-20...+100 °C	-20...+100 °C
Flammability class	UL 94 (V0)	UL 94 (V0)	UL 94 (V0)
Basic contact material	CuSn	CuSn	CuSn
contact plating	tin-plated <sup>2)</sup>	tin-plated	tin-plated <sup>2)</sup>
<b>Characteristic system value</b>			
Pitch	3,5 mm	3,5 mm	5,00 mm
Clearance	≥ 1,6 mm	≥ 1,6 mm	≥ 2,5 mm
Creepage path	≥ 3,2 mm	≥ 3,2 mm	≥ 4,0 mm
Polarisation connection	yes	solder connection	solder connection
Solder pin length	3,2/4,5 mm	3,2/4,5 mm	3,2/4,5 mm
PCB mounting hole	∅ 1,3 + 0,1 mm	∅ 1,3 + 0,1 mm	∅ 1,3 + 0,1 mm
Mounting hole	∅ 2,4 + 0,1 mm <sup>3)</sup>	∅ 2,4 + 0,1 mm <sup>3)</sup>	∅ 2,2 + 0,1 mm <sup>3)</sup>
Insulation resistance	≥ 10 <sup>5</sup> MΩ	≥ 10 <sup>5</sup> MΩ	≥ 10 <sup>5</sup> MΩ
Through resistance	≤ 5,0 mΩ	≤ 5,0 mΩ	≤ 5,0 mΩ
<b>VDE rated data</b>			
Rated cross-section	-	-	-
Rated current	12 A <sup>4)</sup>	8 A <sup>4)5)</sup>	12 A <sup>4)</sup>
Current-carrying capacity	see derating curves <sup>6)</sup>	see derating curves <sup>6)</sup>	see derating curves <sup>6)</sup>
Reference voltage (to VDE 0110b 2.79)	125 V~ / 150 V~, group C 250 V~ / 200 V~, group B	125 V~ / 150 V~, group C 250 V~ / 300 V~, group B	250 V~ / 300 V~, group C 380 V~ / 450 V~, group B
Test voltage	1,25 kV~	1,25 kV~	2,0 kV~
Rated torque	-	-	-
<b>UL rated data</b>			
Conductor sizes	-	-	-
Rated current	10 A	5 A	10 A
Rated voltage, industrial	300 V~	300 V~	300 V~
<b>Approvals</b>	List on request	List on request	List on request

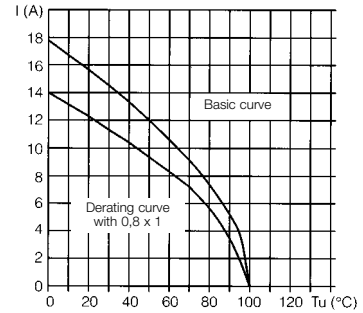
All pin headers with lateral flanges contain retaining nuts

- 1) Other colours on request
- 2) Gold-plated on request
- 3) to attach the pin strip by screws to the board strain relief on soldering site
- 4) Based on 20°C ambient temperature maximum number of poles
- 5) when upper level is under lower load, the lower level can take higher loading
- 6) Additional derating curves on request

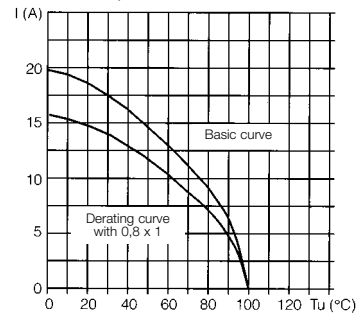
For the mounting of PCBs, it should be noted that the rated data given in the catalogue relate only to the connection elements. The necessary creepage and clearance paths must be observed in connection of the respective application with accordance to VDE 0110. The current-carrying capacity of PCBs is to be determined according to DIN IEC 326 P.3.



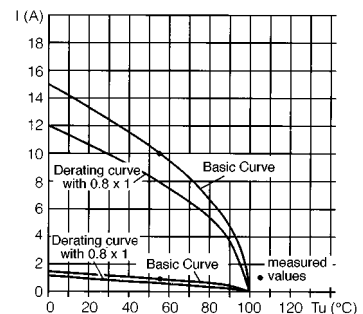
BL 3.5/24 with SL 3.5/24/110, H07V-K 1,5 mm<sup>2</sup> conductor



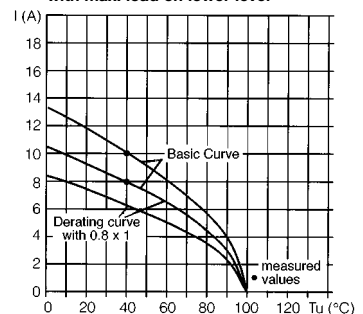
BL 3.5/24 with SL 3.5/24/135, H07V-K 1,5 mm<sup>2</sup> conductor



BL 5.00/24 with SL 5.00/24/135, H07V-K 2,5 mm<sup>2</sup> conductor



BL 3.5/24 with SLD 3.5 V/48/90, H07V-K 1,5 mm<sup>2</sup> conductor with max. load on lower level



BL 3.5/24 with SLD 3.5 V/48/90, H07V-K 1,5 mm<sup>2</sup> conductor with max. load on upper level

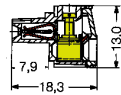
SLD 3.5 V + SLD 3.5  
Maximum current loading in upper and lower levels of twin level pin strip

upper level	1,0 A	2,1 A	3,1 A	4,0 A	4,9 A	5,8 A	6,6 A	7,2 A
lower level	10,5 A	10,5 A	10,4 A	10,2 A	9,9 A	9,7 A	9,4 A	9,1 A

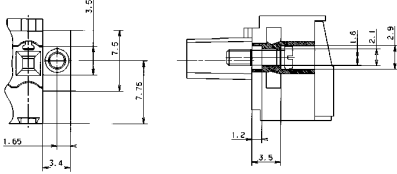
### BL 3.5 socket blocks

with Screw connection, tin-plated version

[查询"151386"供应商](#)



#### F-Version



### BL 3.5/2 ... 24

No. of poles	Type	Cat. No.	Qty.
2	BL 3.5/2 SN OR	159736	100
3	BL 3.5/3 SN OR	159737	100
4	BL 3.5/4 SN OR	159738	100
5	BL 3.5/5 SN OR	159739	50
6	BL 3.5/6 SN OR	159740	50
7	BL 3.5/7 SN OR	159741	50
8	BL 3.5/8 SN OR	159742	50
9	BL 3.5/9 SN OR	159743	50
10	BL 3.5/10 SN OR	159744	50
11	BL 3.5/11 SN OR	159745	50
12	BL 3.5/12 SN OR	159746	50
13	BL 3.5/13 SN OR	159747	50
14	BL 3.5/14 SN OR	159748	50
15	BL 3.5/15 SN OR	159749	50
16	BL 3.5/16 SN OR	159750	50
17	BL 3.5/17 SN OR	162029	20
18	BL 3.5/18 SN OR	162030	20
19	BL 3.5/19 SN OR	162031	20
20	BL 3.5/20 SN OR	162032	20
21	BL 3.5/21 SN OR	162033	20
22	BL 3.5/22 SN OR	162034	20
23	BL 3.5/23 SN OR	162035	20
24	BL 3.5/24 SN OR	162036	20

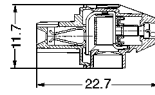
### BL 3.5/2 ... 24F

Socket blocks with flange

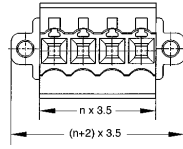
No. of poles	Type	Cat. No.	Qty.
2	BL 3.5/2F SN OR	160664	100
3	BL 3.5/3F SN OR	160665	100
4	BL 3.5/4F SN OR	160666	100
5	BL 3.5/5F SN OR	160667	50
6	BL 3.5/6F SN OR	160668	50
7	BL 3.5/7F SN OR	160669	50
8	BL 3.5/8F SN OR	160670	50
9	BL 3.5/9F SN OR	160671	50
10	BL 3.5/10F SN OR	160672	50
11	BL 3.5/11F SN OR	160673	50
12	BL 3.5/12F SN OR	160674	50
13	BL 3.5/13F SN OR	160675	50
14	BL 3.5/14F SN OR	160676	50
15	BL 3.5/15F SN OR	160677	50
16	BL 3.5/16F SN OR	160678	50
17	BL 3.5/17F SN OR	162076	20
18	BL 3.5/18F SN OR	162077	20
19	BL 3.5/19F SN OR	162078	20
20	BL 3.5/20F SN OR	162079	20
21	BL 3.5/21F SN OR	162080	20
22	BL 3.5/22F SN OR	162081	20
23	BL 3.5/23F SN OR	162082	20
24	BL 3.5/24F SN OR	162083	20

### BL 3.5/270 socket blocks

with Screw connection, tin-plated version



#### F-Version



### BL 3.5/2 ... 24/270

No. of poles	Type	Cat. No.	Qty.
2	BL 3.5/2/270 SN OR	163947	100
3	BL 3.5/3/270 SN OR	163948	100
4	BL 3.5/4/270 SN OR	163949	100
5	BL 3.5/5/270 SN OR	163950	50
6	BL 3.5/6/270 SN OR	163951	50
7	BL 3.5/7/270 SN OR	163952	50
8	BL 3.5/8/270 SN OR	163953	50
9	BL 3.5/9/270 SN OR	163954	50
10	BL 3.5/10/270 SN OR	163955	50
11	BL 3.5/11/270 SN OR	163956	50
12	BL 3.5/12/270 SN OR	163957	50
13	BL 3.5/13/270 SN OR	163958	50
14	BL 3.5/14/270 SN OR	163959	50
15	BL 3.5/15/270 SN OR	163960	50
16	BL 3.5/16/270 SN OR	163961	50
17	BL 3.5/17/270 SN OR	163962	20
18	BL 3.5/18/270 SN OR	163963	20
19	BL 3.5/19/270 SN OR	163964	20
20	BL 3.5/20/270 SN OR	163965	20
21	BL 3.5/21/270 SN OR	163966	20
22	BL 3.5/22/270SN OR	163967	20
23	BL 3.5/23/270 SN OR	163968	20
24	BL 3.5/24/270 SN OR	163969	20

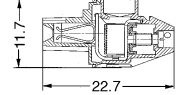
### BL 3.5/2 ... 24/270F

Socket blocks with flange

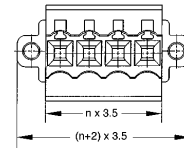
No. of poles	Type	Cat. No.	Qty.
2	BL 3.5/2/270F SN OR	163993	100
3	BL 3.5/3/270F SN OR	163994	100
4	BL 3.5/4/270F SN OR	163995	100
5	BL 3.5/5/270F SN OR	163996	50
6	BL 3.5/6/270F SN OR	163997	50
7	BL 3.5/7/270F SN OR	163998	50
8	BL 3.5/8/270F SN OR	163999	50
9	BL 3.5/9/270F SN OR	164000	50
10	BL 3.5/10/270F SN OR	164001	50
11	BL 3.5/11/270F SN OR	164002	50
12	BL 3.5/12/270F SN OR	164003	50
13	BL 3.5/13/270F SN OR	164004	50
14	BL 3.5/14/270F SN OR	164005	50
15	BL 3.5/15/270F SN OR	164006	50
16	BL 3.5/16/270F SN OR	164007	50
17	BL 3.5/17/270F SN OR	164008	20
18	BL 3.5/18/270F SN OR	164009	20
19	BL 3.5/19/270F SN OR	164010	20
20	BL 3.5/20/270F SN OR	164011	20
21	BL 3.5/21/270F SN OR	164012	20
22	BL 3.5/22/270F SN OR	164013	20
23	BL 3.5/23/270F SN OR	164014	20
24	BL 3.5/24/270F SN OR	164015	20

### BL 3.5/90 socket blocks

with Screw connection, tin-plated version



#### F-Version



### BL 3.5/2 ... 24/90

No. of poles	Type	Cat. No.	Qty.
2	BL 3.5/2/90 SN OR	163855	100
3	BL 3.5/3/90 SN OR	163856	100
4	BL 3.5/4/90 SN OR	163857	100
5	BL 3.5/5/90 SN OR	163858	50
6	BL 3.5/6/90 SN OR	163859	50
7	BL 3.5/7/90 SN OR	163860	50
8	BL 3.5/8/90 SN OR	163861	50
9	BL 3.5/9/90 SN OR	163862	50
10	BL 3.5/10/90 SN OR	163863	50
11	BL 3.5/11/90 SN OR	163864	50
12	BL 3.5/12/90 SN OR	163865	50
13	BL 3.5/13/90 SN OR	163866	50
14	BL 3.5/14/90 SN OR	163867	50
15	BL 3.5/15/90 SN OR	163868	50
16	BL 3.5/16/90 SN OR	163869	50
17	BL 3.5/17/90 SN OR	163870	20
18	BL 3.5/18/90 SN OR	163871	20
19	BL 3.5/19/90 SN OR	163872	20
20	BL 3.5/20/90 SN OR	163873	20
21	BL 3.5/21/90 SN OR	163874	20
22	BL 3.5/22/90 SN OR	163875	20
23	BL 3.5/23/90 SN OR	163876	20
24	BL 3.5/24/90 SN OR	163877	20

### BL 3.5/2 ... 24/90F

Socket blocks with flange

No. of poles	Type	Cat. No.	Qty.
2	BL 3.5/2/90F SN OR	163901	100
3	BL 3.5/3/90F SN OR	163902	100
4	BL 3.5/4/90F SN OR	163903	100
5	BL 3.5/5/90F SN OR	163904	50
6	BL 3.5/6/90F SN OR	163905	50
7	BL 3.5/7/90F SN OR	163906	50
8	BL 3.5/8/90F SN OR	163907	50
9	BL 3.5/9/90F SN OR	163908	50
10	BL 3.5/10/90F SN OR	163909	50
11	BL 3.5/11/90F SN OR	163910	50
12	BL 3.5/12/90F SN OR	163911	50
13	BL 3.5/13/90F SN OR	163912	50
14	BL 3.5/14/90F SN OR	163913	50
15	BL 3.5/15/90F SN OR	163914	50
16	BL 3.5/16/90F SN OR	163915	50
17	BL 3.5/17/90F SN OR	163916	20
18	BL 3.5/18/90F SN OR	163917	20
19	BL 3.5/19/90F SN OR	163918	20
20	BL 3.5/20/90F SN OR	163919	20
21	BL 3.5/21/90F SN OR	163920	20
22	BL 3.5/22/90F SN OR	163921	20
23	BL 3.5/23/90F SN OR	163922	20
24	BL 3.5/24/90F SN OR	163923	20

#### Accessories

Coding element, Marking material, locking latch, floodlight indication see page 5/135

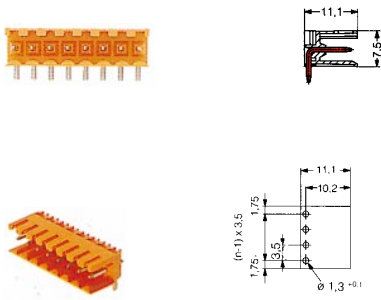
Tools, fixing screws, strain relief see page 5/136



### SL 3.5/90 pin headers

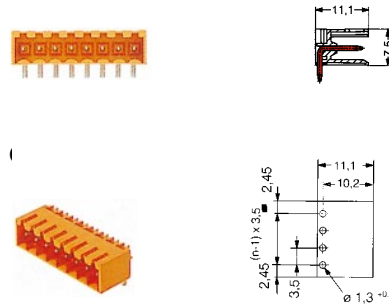
tin-plated version

[查询"151386"供应商](#)



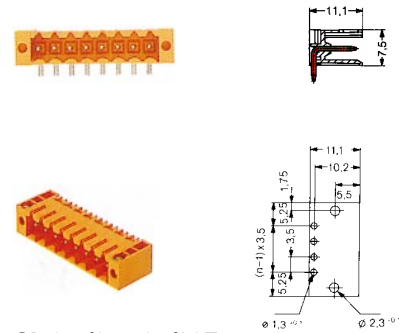
### SL 3.5/90G pin headers

tin-plated version



### SL 3.5/90F pin headers

tin-plated version



### SL 3.5/2 ... 24/90

Solder version, pin length 3,2 mm

No. of poles	Type	Cat. No.	Qty.
2	SL 3.5/2/90 3.2 SN OR	159721	100
3	SL 3.5/3/90 3.2 SN OR	159722	100
4	SL 3.5/4/90 3.2 SN OR	159723	100
5	SL 3.5/5/90 3.2 SN OR	159724	50
6	SL 3.5/6/90 3.2 SN OR	159725	50
7	SL 3.5/7/90 3.2 SN OR	159726	50
8	SL 3.5/8/90 3.2 SN OR	159727	50
9	SL 3.5/9/90 3.2 SN OR	159728	50
10	SL 3.5/10/90 3.2 SN OR	159729	50
11	SL 3.5/11/90 3.2 SN OR	159730	50
12	SL 3.5/12/90 3.2 SN OR	159731	50
13	SL 3.5/13/90 3.2 SN OR	159732	50
14	SL 3.5/14/90 3.2 SN OR	159733	50
15	SL 3.5/15/90 3.2 SN OR	159734	50
16	SL 3.5/16/90 3.2 SN OR	159735	50
17	SL 3.5/17/90 3.2 SN OR	161899	20
18	SL 3.5/18/90 3.2 SN OR	161900	20
19	SL 3.5/19/90 3.2 SN OR	161901	20
20	SL 3.5/20/90 3.2 SN OR	161902	20
21	SL 3.5/21/90 3.2 SN OR	161903	20
22	SL 3.5/22/90 3.2 SN OR	161904	20
23	SL 3.5/23/90 3.2 SN OR	161905	20
24	SL 3.5/24/90 3.2 SN OR	161906	20

### SL 3.5/2 ... 24/90G

Solder version, pin length 3,2 mm  
Closed-end version

No. of poles	Type	Cat. No.	Qty.
2	SL 3.5/2/90G 3.2 SN OR	160507	100
3	SL 3.5/3/90G 3.2 SN OR	160508	100
4	SL 3.5/4/90G 3.2 SN OR	160509	100
5	SL 3.5/5/90G 3.2 SN OR	160510	50
6	SL 3.5/6/90G 3.2 SN OR	160511	50
7	SL 3.5/7/90G 3.2 SN OR	160512	50
8	SL 3.5/8/90G 3.2 SN OR	160513	50
9	SL 3.5/9/90G 3.2 SN OR	160514	50
10	SL 3.5/10/90G 3.2 SN OR	160515	50
11	SL 3.5/11/90G 3.2 SN OR	160516	50
12	SL 3.5/12/90G 3.2 SN OR	160517	50
13	SL 3.5/13/90G 3.2 SN OR	160518	50
14	SL 3.5/14/90G 3.2 SN OR	160519	50
15	SL 3.5/15/90G 3.2 SN OR	160520	50
16	SL 3.5/16/90G 3.2 SN OR	160521	50
17	SL 3.5/17/90G 3.2 SN OR	161938	20
18	SL 3.5/18/90G 3.2 SN OR	161939	20
19	SL 3.5/19/90G 3.2 SN OR	161940	20
20	SL 3.5/20/90G 3.2 SN OR	161941	20
21	SL 3.5/21/90G 3.2 SN OR	161942	20
22	SL 3.5/22/90G 3.2 SN OR	161943	20
23	SL 3.5/23/90G 3.2 SN OR	161944	20
24	SL 3.5/24/90G 3.2 SN OR	161945	20

### SL 3.5/2 ... 24/90F

Solder version, pin length 3,2 mm  
Flanged version for mounting

No. of poles	Type	Cat. No.	Qty.
2	SL 3.5/2/90F 3.2 SN OR	160704	100
3	SL 3.5/3/90F 3.2 SN OR	160705	100
4	SL 3.5/4/90F 3.2 SN OR	160706	100
5	SL 3.5/5/90F 3.2 SN OR	160707	50
6	SL 3.5/6/90F 3.2 SN OR	160708	50
7	SL 3.5/7/90F 3.2 SN OR	160709	50
8	SL 3.5/8/90F 3.2 SN OR	160710	50
9	SL 3.5/9/90F 3.2 SN OR	160711	50
10	SL 3.5/10/90F 3.2 SN OR	160712	50
11	SL 3.5/11/90F 3.2 SN OR	160713	50
12	SL 3.5/12/90F 3.2 SN OR	160714	50
13	SL 3.5/13/90F 3.2 SN OR	160715	50
14	SL 3.5/14/90F 3.2 SN OR	160716	50
15	SL 3.5/15/90F 3.2 SN OR	160717	50
16	SL 3.5/16/90F 3.2 SN OR	160718	50
17	SL 3.5/17/90F 3.2 SN OR	161977	20
18	SL 3.5/18/90F 3.2 SN OR	161978	20
19	SL 3.5/19/90F 3.2 SN OR	161979	20
20	SL 3.5/20/90F 3.2 SN OR	161980	20
21	SL 3.5/21/90F 3.2 SN OR	161981	20
22	SL 3.5/22/90F 3.2 SN OR	161982	20
23	SL 3.5/23/90F 3.2 SN OR	161983	20
24	SL 3.5/24/90F 3.2 SN OR	161984	20

### SL 3.5/2 ... 24/90

Solder version, pin length 4,5 mm

No. of poles	Type	Cat. No.	Qty.
2	SL 3.5/2/90 4.5 SN OR	160537	100
3	SL 3.5/3/90 4.5 SN OR	160538	100
4	SL 3.5/4/90 4.5 SN OR	160539	100
5	SL 3.5/5/90 4.5 SN OR	160540	50
6	SL 3.5/6/90 4.5 SN OR	160541	50
7	SL 3.5/7/90 4.5 SN OR	160542	50
8	SL 3.5/8/90 4.5 SN OR	160543	50
9	SL 3.5/9/90 4.5 SN OR	160544	50
10	SL 3.5/10/90 4.5 SN OR	160545	50
11	SL 3.5/11/90 4.5 SN OR	160546	50
12	SL 3.5/12/90 4.5 SN OR	160547	50
13	SL 3.5/13/90 4.5 SN OR	160548	50
14	SL 3.5/14/90 4.5 SN OR	160549	50
15	SL 3.5/15/90 4.5 SN OR	160550	50
16	SL 3.5/16/90 4.5 SN OR	160551	50
17	SL 3.5/17/90 4.5 SN OR	161774	20
18	SL 3.5/18/90 4.5 SN OR	161775	20
19	SL 3.5/19/90 4.5 SN OR	161776	20
20	SL 3.5/20/90 4.5 SN OR	161777	20
21	SL 3.5/21/90 4.5 SN OR	161778	20
22	SL 3.5/22/90 4.5 SN OR	161779	20
23	SL 3.5/23/90 4.5 SN OR	161780	20
24	SL 3.5/24/90 4.5 SN OR	161781	20

### SL 3.5/2 ... 24/90G

Solder version, pin length 4,5 mm  
Closed end version

No. of poles	Type	Cat. No.	Qty.
2	SL 3.5/2/90G 4.5 SN OR	160522	100
3	SL 3.5/3/90G 4.5 SN OR	160523	100
4	SL 3.5/4/90G 4.5 SN OR	160524	100
5	SL 3.5/5/90G 4.5 SN OR	160525	50
6	SL 3.5/6/90G 4.5 SN OR	160526	50
7	SL 3.5/7/90G 4.5 SN OR	160527	50
8	SL 3.5/8/90G 4.5 SN OR	160528	50
9	SL 3.5/9/90G 4.5 SN OR	160529	50
10	SL 3.5/10/90G 4.5 SN OR	160530	50
11	SL 3.5/11/90G 4.5 SN OR	160531	50
12	SL 3.5/12/90G 4.5 SN OR	160532	50
13	SL 3.5/13/90G 4.5 SN OR	160533	50
14	SL 3.5/14/90G 4.5 SN OR	160534	50
15	SL 3.5/15/90G 4.5 SN OR	160535	50
16	SL 3.5/16/90G 4.5 SN OR	160536	50
17	SL 3.5/17/90G 4.5 SN OR	161790	20
18	SL 3.5/18/90G 4.5 SN OR	161791	20
19	SL 3.5/19/90G 4.5 SN OR	161792	20
20	SL 3.5/20/90G 4.5 SN OR	161793	20
21	SL 3.5/21/90G 4.5 SN OR	161794	20
22	SL 3.5/22/90G 4.5 SN OR	161795	20
23	SL 3.5/23/90G 4.5 SN OR	161796	20
24	SL 3.5/24/90G 4.5 SN OR	161797	20

### SL 3.5/2 ... 24/90F

Solder version, pin length 4,5 mm  
Flanged version for mounting

No. of poles	Type	Cat. No.	Qty.
2	SL 3.5/2/90F 4.5 SN OR	161806	100
3	SL 3.5/3/90F 4.5 SN OR	161807	100
4	SL 3.5/4/90F 4.5 SN OR	161808	100
5	SL 3.5/5/90F 4.5 SN OR	161809	50
6	SL 3.5/6/90F 4.5 SN OR	161810	50
7	SL 3.5/7/90F 4.5 SN OR	161811	50
8	SL 3.5/8/90F 4.5 SN OR	161155	50
9	SL 3.5/9/90F 4.5 SN OR	161812	50
10	SL 3.5/10/90F 4.5 SN OR	161813	50
11	SL 3.5/11/90F 4.5 SN OR	161814	50
12	SL 3.5/12/90F 4.5 SN OR	161815	50
13	SL 3.5/13/90F 4.5 SN OR	161816	50
14	SL 3.5/14/90F 4.5 SN OR	161817	50
15	SL 3.5/15/90F 4.5 SN OR	161818	50
16	SL 3.5/16/90F 4.5 SN OR	161819	50
17	SL 3.5/17/90F 4.5 SN OR	161820	20
18	SL 3.5/18/90F 4.5 SN OR	161821	20
19	SL 3.5/19/90F 4.5 SN OR	161822	20
20	SL 3.5/20/90F 4.5 SN OR	161823	20
21	SL 3.5/21/90F 4.5 SN OR	161824	20
22	SL 3.5/22/90F 4.5 SN OR	161825	20
23	SL 3.5/23/90F 4.5 SN OR	161826	20
24	SL 3.5/24/90F 4.5 SN OR	161827	20

All pin headers with lateral flanges contain retaining nuts

#### Accessories

Coding element, Marking material, locking latch, floodlight indication see page 5/135

Tools, fixing screws, strain relief see page 5/136

### SL 3.5/180 pin headers

tin-plated version

[查询"151386"供应商](#)



Solder version, pin length 3,2 mm

No. of poles	Type	Cat. No.	Qty.
2	SL 3.5/2/180 3.2 SN OR	160477	100
3	SL 3.5/3/180 3.2 SN OR	160478	100
4	SL 3.5/4/180 3.2 SN OR	160479	100
5	SL 3.5/5/180 3.2 SN OR	160480	50
6	SL 3.5/6/180 3.2 SN OR	160481	50
7	SL 3.5/7/180 3.2 SN OR	160482	50
8	SL 3.5/8/180 3.2 SN OR	160483	50
9	SL 3.5/9/180 3.2 SN OR	160484	50
10	SL 3.5/10/180 3.2 SN OR	160485	50
11	SL 3.5/11/180 3.2 SN OR	160486	50
12	SL 3.5/12/180 3.2 SN OR	160487	50
13	SL 3.5/13/180 3.2 SN OR	160488	50
14	SL 3.5/14/180 3.2 SN OR	160489	50
15	SL 3.5/15/180 3.2 SN OR	160490	50
16	SL 3.5/16/180 3.2 SN OR	160491	50
17	SL 3.5/17/180 3.2 SN OR	162140	20
18	SL 3.5/18/180 3.2 SN OR	162141	20
19	SL 3.5/19/180 3.2 SN OR	162142	20
20	SL 3.5/20/180 3.2 SN OR	162143	20
21	SL 3.5/21/180 3.2 SN OR	162144	20
22	SL 3.5/22/180 3.2 SN OR	162145	20
23	SL 3.5/23/180 3.2 SN OR	162146	20
24	SL 3.5/24/180 3.2 SN OR	162147	20

### SL 3.5/2 ... 24/180

Solder version, pin length 4,5 mm

No. of poles	Type	Cat. No.	Qty.
2	SL 3.5/2/180 4.5 SN OR	160492	100
3	SL 3.5/3/180 4.5 SN OR	160493	100
4	SL 3.5/4/180 4.5 SN OR	160494	100
5	SL 3.5/5/180 4.5 SN OR	160495	50
6	SL 3.5/6/180 4.5 SN OR	160496	50
7	SL 3.5/7/180 4.5 SN OR	160497	50
8	SL 3.5/8/180 4.5 SN OR	160498	50
9	SL 3.5/9/180 4.5 SN OR	160499	50
10	SL 3.5/10/180 4.5 SN OR	160500	50
11	SL 3.5/11/180 4.5 SN OR	160501	50
12	SL 3.5/12/180 4.5 SN OR	160502	50
13	SL 3.5/13/180 4.5 SN OR	160503	50
14	SL 3.5/14/180 4.5 SN OR	160504	50
15	SL 3.5/15/180 4.5 SN OR	160505	50
16	SL 3.5/16/180 4.5 SN OR	160506	50
17	SL 3.5/17/180 4.5 SN OR	161837	20
18	SL 3.5/18/180 4.5 SN OR	161838	20
19	SL 3.5/19/180 4.5 SN OR	161839	20
20	SL 3.5/20/180 4.5 SN OR	161840	20
21	SL 3.5/21/180 4.5 SN OR	161841	20
22	SL 3.5/22/180 4.5 SN OR	161842	20
23	SL 3.5/23/180 4.5 SN OR	161843	20
24	SL 3.5/24/180 4.5 SN OR	161844	20

Other colours on request

All pin headers with lateral flanges contain retaining nuts

### SL 3.5/180G pin headers

tin-plated version



### G-Version



### SL 3.5/2 ... 24/180G

Solder version, pin length 3,2 mm  
Closed end version

No. of poles	Type	Cat. No.	Qty.
2	SL 3.5/2/180G 3.2 SN OR	160447	100
3	SL 3.5/3/180G 3.2 SN OR	160448	100
4	SL 3.5/4/180G 3.2 SN OR	160449	100
5	SL 3.5/5/180G 3.2 SN OR	160450	50
6	SL 3.5/6/180G 3.2 SN OR	160451	50
7	SL 3.5/7/180G 3.2 SN OR	160452	50
8	SL 3.5/8/180G 3.2 SN OR	160453	50
9	SL 3.5/9/180G 3.2 SN OR	160454	50
10	SL 3.5/10/180G 3.2 SN OR	160455	50
11	SL 3.5/11/180G 3.2 SN OR	160456	50
12	SL 3.5/12/180G 3.2 SN OR	160457	50
13	SL 3.5/13/180G 3.2 SN OR	160458	50
14	SL 3.5/14/180G 3.2 SN OR	160459	50
15	SL 3.5/15/180G 3.2 SN OR	160460	50
16	SL 3.5/16/180G 3.2 SN OR	160461	50
17	SL 3.5/17/180G 3.2 SN OR	162179	20
18	SL 3.5/18/180G 3.2 SN OR	162180	20
19	SL 3.5/19/180G 3.2 SN OR	162181	20
20	SL 3.5/20/180G 3.2 SN OR	162182	20
21	SL 3.5/21/180G 3.2 SN OR	162183	20
22	SL 3.5/22/180G 3.2 SN OR	162184	20
23	SL 3.5/23/180G 3.2 SN OR	162185	20
24	SL 3.5/24/180G 3.2 SN OR	162186	20

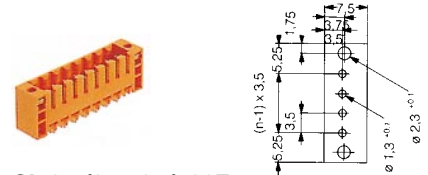

### SL 3.5/2 ... 24/180G

Solder version, pin length 4,5 mm  
Closed end version

No. of poles	Type	Cat. No.	Qty.
2	SL 3.5/2/180G 4.5 SN OR	160462	100
3	SL 3.5/3/180G 4.5 SN OR	160463	100
4	SL 3.5/4/180G 4.5 SN OR	160464	100
5	SL 3.5/5/180G 4.5 SN OR	160465	50
6	SL 3.5/6/180G 4.5 SN OR	160466	50
7	SL 3.5/7/180G 4.5 SN OR	160467	50
8	SL 3.5/8/180G 4.5 SN OR	160468	50
9	SL 3.5/9/180G 4.5 SN OR	160469	50
10	SL 3.5/10/180G 4.5 SN OR	160470	50
11	SL 3.5/11/180G 4.5 SN OR	160471	50
12	SL 3.5/12/180G 4.5 SN OR	160472	50
13	SL 3.5/13/180G 4.5 SN OR	160473	50
14	SL 3.5/14/180G 4.5 SN OR	160474	50
15	SL 3.5/15/180G 4.5 SN OR	160475	50
16	SL 3.5/16/180G 4.5 SN OR	160476	50
17	SL 3.5/17/180G 4.5 SN OR	161853	20
18	SL 3.5/18/180G 4.5 SN OR	161854	20
19	SL 3.5/19/180G 4.5 SN OR	161855	20
20	SL 3.5/20/180G 4.5 SN OR	161856	20
21	SL 3.5/21/180G 4.5 SN OR	161857	20
22	SL 3.5/22/180G 4.5 SN OR	161858	20
23	SL 3.5/23/180G 4.5 SN OR	161859	20
24	SL 3.5/24/180G 4.5 SN OR	161860	20

### SL 3.5/180F pin headers

tin-plated version



### SL 3.5/2 ... 24/180F

Solder version, pin length 3,2 mm  
Flanged version for mounting

No. of poles	Type	Cat. No.	Qty.
2	SL 3.5/2/180F 3.2 SN OR	160750	100
3	SL 3.5/3/180F 3.2 SN OR	160751	100
4	SL 3.5/4/180F 3.2 SN OR	160752	100
5	SL 3.5/5/180F 3.2 SN OR	160753	50
6	SL 3.5/6/180F 3.2 SN OR	160754	50
7	SL 3.5/7/180F 3.2 SN OR	160755	50
8	SL 3.5/8/180F 3.2 SN OR	160756	50
9	SL 3.5/9/180F 3.2 SN OR	160757	50
10	SL 3.5/10/180F 3.2 SN OR	160758	50
11	SL 3.5/11/180F 3.2 SN OR	160759	50
12	SL 3.5/12/180F 3.2 SN OR	160760	50
13	SL 3.5/13/180F 3.2 SN OR	160761	50
14	SL 3.5/14/180F 3.2 SN OR	160762	50
15	SL 3.5/15/180F 3.2 SN OR	160763	50
16	SL 3.5/16/180F 3.2 SN OR	160764	50
17	SL 3.5/17/180F 3.2 SN OR	162218	20
18	SL 3.5/18/180F 3.2 SN OR	162219	20
19	SL 3.5/19/180F 3.2 SN OR	162220	20
20	SL 3.5/20/180F 3.2 SN OR	162221	20
21	SL 3.5/21/180F 3.2 SN OR	162222	20
22	SL 3.5/22/180F 3.2 SN OR	162223	20
23	SL 3.5/23/180F 3.2 SN OR	162224	20
24	SL 3.5/24/180F 3.2 SN OR	162225	20

### SL 3.5/2 ... 24/180F

Solder version, pin length 4,5 mm  
Flanged version for mounting

No. of poles	Type	Cat. No.	Qty.
2	SL 3.5/2/180F 4.5 SN OR	161869	100
3	SL 3.5/3/180F 4.5 SN OR	161870	100
4	SL 3.5/4/180F 4.5 SN OR	161871	100
5	SL 3.5/5/180F 4.5 SN OR	161872	50
6	SL 3.5/6/180F 4.5 SN OR	161873	50
7	SL 3.5/7/180F 4.5 SN OR	161874	50
8	SL 3.5/8/180F 4.5 SN OR	161154	50
9	SL 3.5/9/180F 4.5 SN OR	161875	50
10	SL 3.5/10/180F 4.5 SN OR	161876	50
11	SL 3.5/11/180F 4.5 SN OR	161877	50
12	SL 3.5/12/180F 4.5 SN OR	161878	50
13	SL 3.5/13/180F 4.5 SN OR	161879	50
14	SL 3.5/14/180F 4.5 SN OR	161880	50
15	SL 3.5/15/180F 4.5 SN OR	161881	50
16	SL 3.5/16/180F 4.5 SN OR	161882	50
17	SL 3.5/17/180F 4.5 SN OR	161883	20
18	SL 3.5/18/180F 4.5 SN OR	161884	20
19	SL 3.5/19/180F 4.5 SN OR	161885	20
20	SL 3.5/20/180F 4.5 SN OR	161886	20
21	SL 3.5/21/180F 4.5 SN OR	161887	20
22	SL 3.5/22/180F 4.5 SN OR	161888	20
23	SL 3.5/23/180F 4.5 SN OR	161889	20
24	SL 3.5/24/180F 4.5 SN OR	161890	20

### Accessories

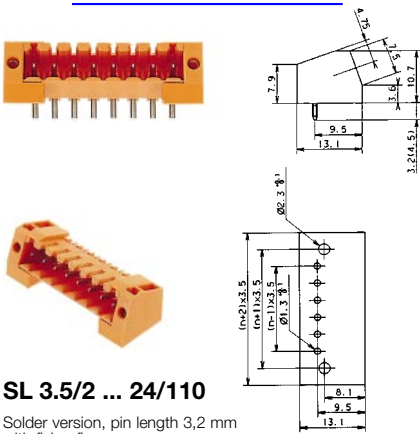
Coding element, Marking material, locking latch, floodlight indication see page 5/135

Tools, fixing screws, strain relief see page 5/136

## SL 3.5/110 pin headers

tin-plated version

[查询"151386"供应商](#)



### SL 3.5/2 ... 24/110

Solder version, pin length 3,2 mm with fixing flange

No. of poles	Type	Cat. No.	Qty.
2	SL 3.5/2/110 3.2SN OR	164404	100
3	SL 3.5/3/110 3.2SN OR	164405	100
4	SL 3.5/4/110 3.2SN OR	164406	100
5	SL 3.5/5/110 3.2SN OR	164407	50
6	SL 3.5/6/110 3.2SN OR	164408	50
7	SL 3.5/7/110 3.2SN OR	164409	50
8	SL 3.5/8/110 3.2SN OR	164410	50
9	SL 3.5/9/110 3.2SN OR	164411	50
10	SL 3.5/10/110 3.2SN OR	164412	50
11	SL 3.5/11/110 3.2SN OR	164413	50
12	SL 3.5/12/110 3.2SN OR	164414	50
13	SL 3.5/13/110 3.2SN OR	164415	50
14	SL 3.5/14/110 3.2SN OR	164416	50
15	SL 3.5/15/110 3.2SN OR	164417	50
16	SL 3.5/16/110 3.2SN OR	164418	50
17	SL 3.5/17/110 3.2SN OR	164419	20
18	SL 3.5/18/110 3.2SN OR	164420	20
19	SL 3.5/19/110 3.2SN OR	164421	20
20	SL 3.5/20/110 3.2SN OR	164422	20
21	SL 3.5/21/110 3.2SN OR	164423	20
22	SL 3.5/22/110 3.2SN OR	164424	20
23	SL 3.5/23/110 3.2SN OR	164425	20
24	SL 3.5/24/110 3.2SN OR	164426	20

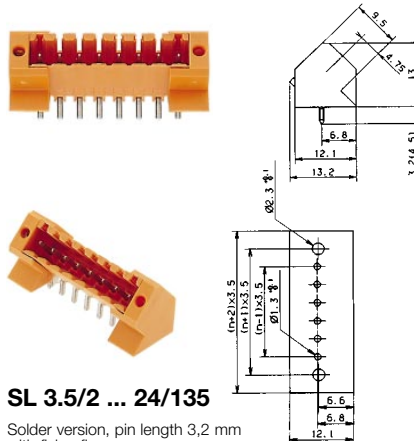
### SL 3.5/2 ... 24/110

Solder version, pin length 4,5 mm with fixing flange

No. of poles	Type	Cat. No.	Qty.
2	SL 3.5/2/110 4.5SN OR	164427	100
3	SL 3.5/3/110 4.5SN OR	164428	100
4	SL 3.5/4/110 4.5SN OR	164429	100
5	SL 3.5/5/110 4.5SN OR	164430	50
6	SL 3.5/6/110 4.5SN OR	164431	50
7	SL 3.5/7/110 4.5SN OR	164432	50
8	SL 3.5/8/110 4.5SN OR	164433	50
9	SL 3.5/9/110 4.5SN OR	164434	50
10	SL 3.5/10/110 4.5SN OR	164435	50
11	SL 3.5/11/110 4.5SN OR	164436	50
12	SL 3.5/12/110 4.5SN OR	164437	50
13	SL 3.5/13/110 4.5SN OR	164438	50
14	SL 3.5/14/110 4.5SN OR	164439	50
15	SL 3.5/15/110 4.5SN OR	164440	50
16	SL 3.5/16/110 4.5SN OR	164441	50
17	SL 3.5/17/110 4.5SN OR	164442	20
18	SL 3.5/18/110 4.5SN OR	164443	20
19	SL 3.5/19/110 4.5SN OR	164444	20
20	SL 3.5/20/110 4.5SN OR	164445	20
21	SL 3.5/21/110 4.5SN OR	164446	20
22	SL 3.5/22/110 4.5SN OR	164447	20
23	SL 3.5/23/110 4.5SN OR	164448	20
24	SL 3.5/24/110 4.5SN OR	164449	20

## SL 3.5/135 pin headers

tin-plated version



### SL 3.5/2 ... 24/135

Solder version, pin length 3,2 mm with fixing flange

No. of poles	Type	Cat. No.	Qty.
2	SL 3.5/2/135 3.2SN OR	164333	100
3	SL 3.5/3/135 3.2SN OR	164334	100
4	SL 3.5/4/135 3.2SN OR	164335	100
5	SL 3.5/5/135 3.2SN OR	164336	50
6	SL 3.5/6/135 3.2SN OR	164337	50
7	SL 3.5/7/135 3.2SN OR	164338	50
8	SL 3.5/8/135 3.2SN OR	164339	50
9	SL 3.5/9/135 3.2SN OR	164340	50
10	SL 3.5/10/135 3.2SN OR	164341	50
11	SL 3.5/11/135 3.2SN OR	164342	50
12	SL 3.5/12/135 3.2SN OR	164343	50
13	SL 3.5/13/135 3.2SN OR	164344	50
14	SL 3.5/14/135 3.2SN OR	164345	50
15	SL 3.5/15/135 3.2SN OR	164346	50
16	SL 3.5/16/135 3.2SN OR	164347	50
17	SL 3.5/17/135 3.2SN OR	164348	20
18	SL 3.5/18/135 3.2SN OR	164349	20
19	SL 3.5/19/135 3.2SN OR	164350	20
20	SL 3.5/20/135 3.2SN OR	164351	20
21	SL 3.5/21/135 3.2SN OR	164352	20
22	SL 3.5/22/135 3.2SN OR	164353	20
23	SL 3.5/23/135 3.2SN OR	164354	20
24	SL 3.5/24/135 3.2SN OR	164355	20

### SL 3.5/2 ... 24/135

Solder version, pin length 4,5 mm with fixing flange

No. of poles	Type	Cat. No.	Qty.
2	SL 3.5/2/135 4.5SN OR	164358	100
3	SL 3.5/3/135 4.5SN OR	164359	100
4	SL 3.5/4/135 4.5SN OR	164360	100
5	SL 3.5/5/135 4.5SN OR	164361	50
6	SL 3.5/6/135 4.5SN OR	164362	50
7	SL 3.5/7/135 4.5SN OR	164363	50
8	SL 3.5/8/135 4.5SN OR	164364	50
9	SL 3.5/9/135 4.5SN OR	164365	50
10	SL 3.5/10/135 4.5SN OR	164366	50
11	SL 3.5/11/135 4.5SN OR	164367	50
12	SL 3.5/12/135 4.5SN OR	164368	50
13	SL 3.5/13/135 4.5SN OR	164369	50
14	SL 3.5/14/135 4.5SN OR	164370	50
15	SL 3.5/15/135 4.5SN OR	164371	50
16	SL 3.5/16/135 4.5SN OR	164372	50
17	SL 3.5/17/135 4.5SN OR	164373	20
18	SL 3.5/18/135 4.5SN OR	164374	20
19	SL 3.5/19/135 4.5SN OR	164375	20
20	SL 3.5/20/135 4.5SN OR	164376	20
21	SL 3.5/21/135 4.5SN OR	164377	20
22	SL 3.5/22/135 4.5SN OR	164378	20
23	SL 3.5/23/135 4.5SN OR	164379	20
24	SL 3.5/24/135 4.5SN OR	164380	20

Other colours on request

All pin headers with lateral flanges contain retaining nuts

## Accessories

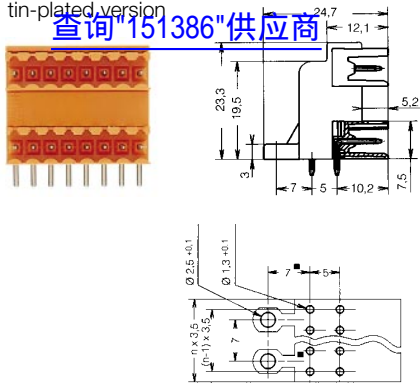
Coding element, Marking material, locking latch, floodlight indication see page 5/135

Tools, fixing screws, strain relief see page 5/136

### SLD 3.5/90 pin headers

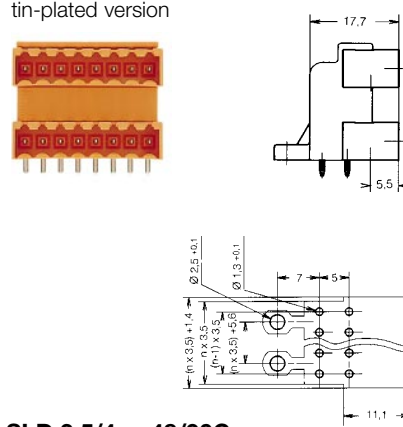
tin-plated version

查询"151386"供应商



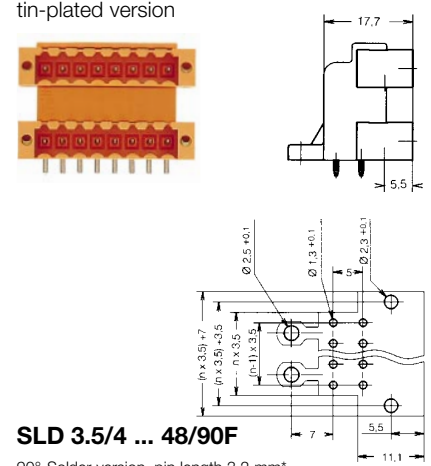
### SLD 3.5/90G pin headers

tin-plated version



### SLD 3.5/90F pin headers

tin-plated version



### SLD 3.5/4 ... 48/90

90°-Solder version, pin length 3,2 mm\*

No. of poles	Type	Cat. No.	Qty.
4	SLD 3.5/4/90 3.2SN OR	163335	50
6	SLD 3.5/6/90 3.2SN OR	163336	50
8	SLD 3.5/8/90 3.2SN OR	163337	50
10	SLD 3.5/10/90 3.2SN OR	163338	50
12	SLD 3.5/12/90 3.2SN OR	163339	50
14	SLD 3.5/14/90 3.2SN OR	163340	20
16	SLD 3.5/16/90 3.2SN OR	163341	20
18	SLD 3.5/18/90 3.2SN OR	163342	20
20	SLD 3.5/20/90 3.2SN OR	163343	20
22	SLD 3.5/22/90 3.2SN OR	163344	10
24	SLD 3.5/24/90 3.2SN OR	163345	10
26	SLD 3.5/26/90 3.2SN OR	163346	10
28	SLD 3.5/28/90 3.2SN OR	163347	10
30	SLD 3.5/30/90 3.2SN OR	163348	10
32	SLD 3.5/32/90 3.2SN OR	163349	10
34	SLD 3.5/34/90 3.2SN OR	163350	10
36	SLD 3.5/36/90 3.2SN OR	163351	10
38	SLD 3.5/38/90 3.2SN OR	163352	10
40	SLD 3.5/40/90 3.2SN OR	163353	10
42	SLD 3.5/42/90 3.2SN OR	163354	10
44	SLD 3.5/44/90 3.2SN OR	163355	10
46	SLD 3.5/46/90 3.2SN OR	163356	10
48	SLD 3.5/48/90 3.2SN OR	163357	10

### SLD 3.5/4 ... 48/90G

90°-Solder version, pin length 3,2 mm\*  
Closed end version

No. of poles	Type	Cat. No.	Qty.
4	SLD 3.5/4/90G 3.2SN OR	163358	50
6	SLD 3.5/6/90G 3.2SN OR	163359	50
8	SLD 3.5/8/90G 3.2SN OR	163360	50
10	SLD 3.5/10/90G 3.2SN OR	163361	50
12	SLD 3.5/12/90G 3.2SN OR	163362	50
14	SLD 3.5/14/90G 3.2SN OR	163363	20
16	SLD 3.5/16/90G 3.2SN OR	163364	20
18	SLD 3.5/18/90G 3.2SN OR	163365	20
20	SLD 3.5/20/90G 3.2SN OR	163366	20
22	SLD 3.5/22/90G 3.2SN OR	163367	10
24	SLD 3.5/24/90G 3.2SN OR	163368	10
26	SLD 3.5/26/90G 3.2SN OR	163369	10
28	SLD 3.5/28/90G 3.2SN OR	163370	10
30	SLD 3.5/30/90G 3.2SN OR	163371	10
32	SLD 3.5/32/90G 3.2SN OR	163372	10
34	SLD 3.5/34/90G 3.2SN OR	163373	10
36	SLD 3.5/36/90G 3.2SN OR	163374	10
38	SLD 3.5/38/90G 3.2SN OR	163375	10
40	SLD 3.5/40/90G 3.2SN OR	163376	10
42	SLD 3.5/42/90G 3.2SN OR	163377	10
44	SLD 3.5/44/90G 3.2SN OR	163378	10
46	SLD 3.5/46/90G 3.2SN OR	163379	10
48	SLD 3.5/48/90G 3.2SN OR	163380	10

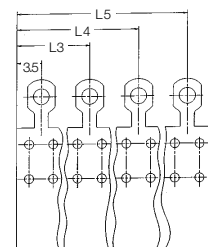
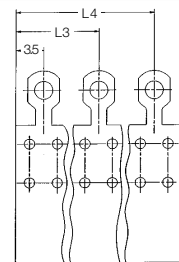
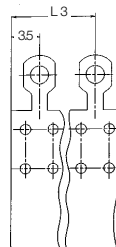
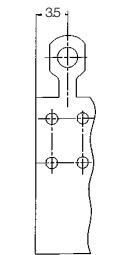
### SLD 3.5/4 ... 48/90F

90°-Solder version, pin length 3,2 mm\*  
Flanged version for mounting

No. of poles	Type	Cat. No.	Qty.
4	SLD 3.5/4/90F 3.2SN OR	163381	50
6	SLD 3.5/6/90F 3.2SN OR	163382	50
8	SLD 3.5/8/90F 3.2SN OR	163383	50
10	SLD 3.5/10/90F 3.2SN OR	163384	50
12	SLD 3.5/12/90F 3.2SN OR	163385	50
14	SLD 3.5/14/90F 3.2SN OR	163386	20
16	SLD 3.5/16/90F 3.2SN OR	163387	20
18	SLD 3.5/18/90F 3.2SN OR	163388	20
20	SLD 3.5/20/90F 3.2SN OR	163389	20
22	SLD 3.5/22/90F 3.2SN OR	163390	10
24	SLD 3.5/24/90F 3.2SN OR	163391	10
26	SLD 3.5/26/90F 3.2SN OR	163392	10
28	SLD 3.5/28/90F 3.2SN OR	163393	10
30	SLD 3.5/30/90F 3.2SN OR	163394	10
32	SLD 3.5/32/90F 3.2SN OR	163395	10
34	SLD 3.5/34/90F 3.2SN OR	163396	10
36	SLD 3.5/36/90F 3.2SN OR	163397	10
38	SLD 3.5/38/90F 3.2SN OR	163398	10
40	SLD 3.5/40/90F 3.2SN OR	163399	10
42	SLD 3.5/42/90F 3.2SN OR	163400	10
44	SLD 3.5/44/90F 3.2SN OR	163401	10
46	SLD 3.5/46/90F 3.2SN OR	163402	10
48	SLD 3.5/48/90F 3.2SN OR	163403	10

### SLD 3.5 Pin layout for lateral bracket

No. poles	Distance to bracket in mm		
	L3	L4	L5
4			
6			
8	10,5		
10	14		
12	17,5		
14	21		
16	24,5		
18	14	28	
20	17,5	31,5	
22	17,5	35	
24	21	38,5	
26	21	42	
28	24,5	45,5	
30	24,5	49	
32	28	52,5	
34	21	38,5	56
36	21	42	59,5
38	24,5	42	63
40	24,5	45,5	66,5
42	24,5	49	70
44	28	49	73,5
46	28	52,5	77
48	28	56	80,5



\* Pin length 4,5 mm available on request

All pin headers with lateral flanges contain retaining nuts

### Accessories

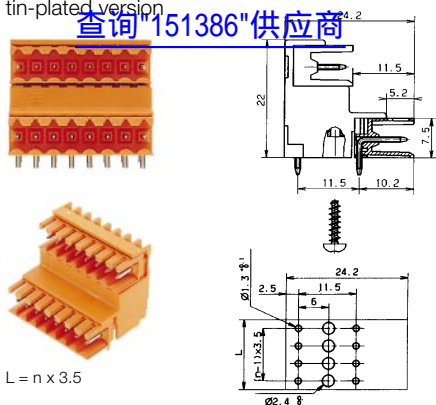
Coding element, Marking material, locking latch, floodlight indication see page 5/135

Tools, fixing screws, strain relief see page 5/136

### SLD 3.5 V/90 pin headers

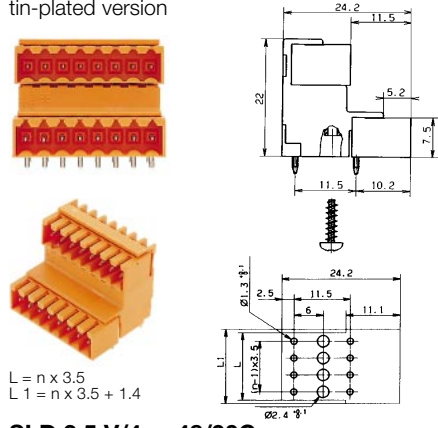
tin-plated version

查询"151386"供应商



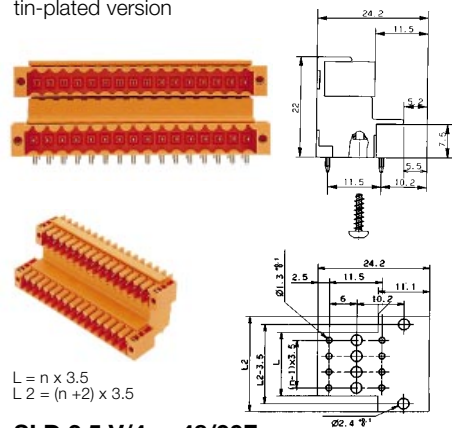
### SLD 3.5 V/90G pin headers

tin-plated version



### SLD 3.5 V/90F pin headers

tin-plated version



### SLD 3.5 V/4 ... 48/90

90°-Solder version, pin length 3,2 mm

No. of poles	Type	Cat. No.	Qty.
4	SLD 3.5 V/4/90 3.2SN OR	164209	50
8	SLD 3.5 V/8/90 3.2SN OR	164210	50
12	SLD 3.5 V/12/90 3.2SN OR	164211	50
16	SLD 3.5 V/16/90 3.2SN OR	164212	20
20	SLD 3.5 V/20/90 3.2SN OR	164213	20
24	SLD 3.5 V/24/90 3.2SN OR	164214	10
28	SLD 3.5 V/28/90 3.2SN OR	164215	10
32	SLD 3.5 V/32/90 3.2SN OR	164216	10
36	SLD 3.5 V/36/90 3.2SN OR	164217	10
40	SLD 3.5 V/40/90 3.2SN OR	164218	10
44	SLD 3.5 V/44/90 3.2SN OR	164219	10
48	SLD 3.5 V/48/90 3.2SN OR	164220	10

### SLD 3.5 V/4 ... 48/90G

90°-Solder version, pin length 3,2 mm  
Closed end version

No. of poles	Type	Cat. No.	Qty.
4	SLD 3.5 V/4/90G 3.2SN OR	164224	50
8	SLD 3.5 V/8/90G 3.2SN OR	164225	50
12	SLD 3.5 V/12/90G 3.2SN OR	164226	50
16	SLD 3.5 V/16/90G 3.2SN OR	164227	20
20	SLD 3.5 V/20/90G 3.2SN OR	164228	20
24	SLD 3.5 V/24/90G 3.2SN OR	164229	10
28	SLD 3.5 V/28/90G 3.2SN OR	164230	10
32	SLD 3.5 V/32/90G 3.2SN OR	164231	10
36	SLD 3.5 V/36/90G 3.2SN OR	164232	10
40	SLD 3.5 V/40/90G 3.2SN OR	164233	10
44	SLD 3.5 V/44/90G 3.2SN OR	164234	10
48	SLD 3.5 V/48/90G 3.2SN OR	164235	10

### SLD 3.5 V/4 ... 48/90F

90°-Solder version, pin length 3,2 mm  
Flanged version for mounting

No. of poles	Type	Cat. No.	Qty.
4	SLD 3.5 V/4/90F 3.2SN OR	164237	50
8	SLD 3.5 V/8/90F 3.2SN OR	164238	50
12	SLD 3.5 V/12/90F 3.2SN OR	164239	50
16	SLD 3.5 V/16/90F 3.2SN OR	164240	20
20	SLD 3.5 V/20/90F 3.2SN OR	164241	20
24	SLD 3.5 V/24/90F 3.2SN OR	164242	10
28	SLD 3.5 V/28/90F 3.2SN OR	164243	10
32	SLD 3.5 V/32/90F 3.2SN OR	164244	10
36	SLD 3.5 V/36/90F 3.2SN OR	164245	10
40	SLD 3.5 V/40/90F 3.2SN OR	164246	10
44	SLD 3.5 V/44/90F 3.2SN OR	164247	10
48	SLD 3.5 V/48/90F 3.2SN OR	164248	10

### SLD 3.5 V/4 ... 48/90

90°-Solder version, pin length 4,5 mm

No. of poles	Type	Cat. No.	Qty.
4	SLD 3.5 V/4/90 4.5SN OR	164250	50
8	SLD 3.5 V/8/90 4.5SN OR	164251	50
12	SLD 3.5 V/12/90 4.5SN OR	164252	50
16	SLD 3.5 V/16/90 4.5SN OR	164253	20
20	SLD 3.5 V/20/90 4.5SN OR	164254	20
24	SLD 3.5 V/24/90 4.5SN OR	164255	10
28	SLD 3.5 V/28/90 4.5SN OR	164256	10
32	SLD 3.5 V/32/90 4.5SN OR	164257	10
36	SLD 3.5 V/36/90 4.5SN OR	164258	10
40	SLD 3.5 V/40/90 4.5SN OR	164259	10
44	SLD 3.5 V/44/90 4.5SN OR	164260	10
48	SLD 3.5 V/48/90 4.5SN OR	164261	10

### SLD 3.5 V/4 ... 48/90G

90°-Solder version, pin length 4,5 mm  
Closed end version

No. of poles	Type	Cat. No.	Qty.
4	SLD 3.5 V/4/90G 4.5SN OR	164274	50
8	SLD 3.5 V/8/90G 4.5SN OR	164275	50
12	SLD 3.5 V/12/90G 4.5SN OR	164276	50
16	SLD 3.5 V/16/90G 4.5SN OR	164277	20
20	SLD 3.5 V/20/90G 4.5SN OR	164278	20
24	SLD 3.5 V/24/90G 4.5SN OR	164279	10
28	SLD 3.5 V/28/90G 4.5SN OR	164280	10
32	SLD 3.5 V/32/90G 4.5SN OR	164281	10
36	SLD 3.5 V/36/90G 4.5SN OR	164282	10
40	SLD 3.5 V/40/90G 4.5SN OR	164283	10
44	SLD 3.5 V/44/90G 4.5SN OR	164284	10
48	SLD 3.5 V/48/90G 4.5SN OR	164285	10

### SLD 3.5 V/4 ... 48/90F

90°-Solder version, pin length 4,5 mm  
Flanged version for mounting

No. of poles	Type	Cat. No.	Qty.
4	SLD 3.5 V/4/90F 4.5SN OR	164298	50
8	SLD 3.5 V/8/90F 4.5SN OR	164299	50
12	SLD 3.5 V/12/90F 4.5SN OR	164300	50
16	SLD 3.5 V/16/90F 4.5SN OR	164301	20
20	SLD 3.5 V/20/90F 4.5SN OR	164302	20
24	SLD 3.5 V/24/90F 4.5SN OR	164303	10
28	SLD 3.5 V/28/90F 4.5SN OR	164304	10
32	SLD 3.5 V/32/90F 4.5SN OR	164305	10
36	SLD 3.5 V/36/90F 4.5SN OR	164306	10
40	SLD 3.5 V/40/90F 4.5SN OR	164307	10
44	SLD 3.5 V/44/90F 4.5SN OR	164308	10
48	SLD 3.5 V/48/90F 4.5SN OR	164309	10

All pin headers with lateral flanges contain retaining nuts  
Intermediate pole sizes such as 6-, 10-, 14-, ... 46 available on request

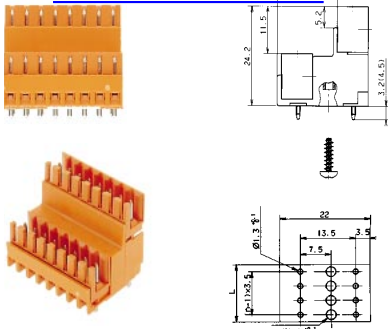
#### Accessories

Coding element, Marking material, locking latch, floodlight indication see page 5/135  
Tools, fixing screws, strain relief see page 5/136

### SLD 3.5 V/180 pin headers

tin-plated version

查询"151386"供应商



L = n x 3.5

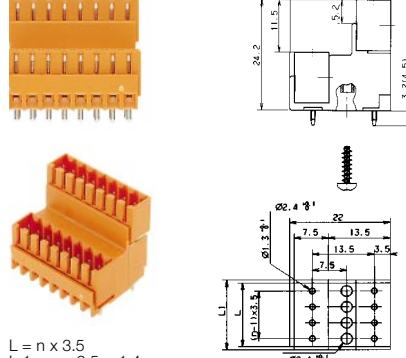
### SLD 3.5 V/4 ... 48/180

180°-Solder version, pin length 3,2 mm

No. of poles	Type	Cat. No.	Qty.
4	SLD 3.5 V/4/180 3.2SN OR	164098	50
8	SLD 3.5 V/8/180 3.2SN OR	164099	50
12	SLD 3.5 V/12/180 3.2SN OR	164100	50
16	SLD 3.5 V/16/180 3.2SN OR	164101	20
20	SLD 3.5 V/20/180 3.2SN OR	164102	20
24	SLD 3.5 V/24/180 3.2SN OR	164103	10
28	SLD 3.5 V/28/180 3.2SN OR	164104	10
32	SLD 3.5 V/32/180 3.2SN OR	164105	10
36	SLD 3.5 V/36/180 3.2SN OR	164106	10
40	SLD 3.5 V/40/180 3.2SN OR	164107	10
44	SLD 3.5 V/44/180 3.2SN OR	164108	10
48	SLD 3.5 V/48/180 3.2SN OR	164109	10

### SLD 3.5 V/180G pin headers

tin-plated version



L = n x 3.5  
L 1 = n x 3.5 + 1.4

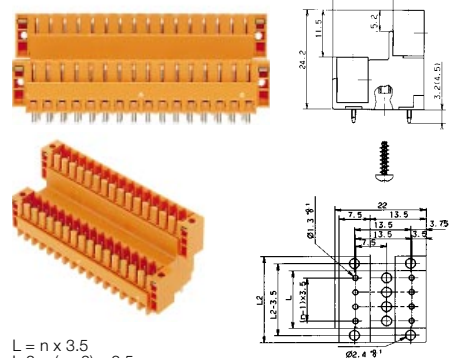
### SLD 3.5 V/4 ... 48/180G

180°-Solder version, pin length 3,2 mm  
Closed end version

No. of poles	Type	Cat. No.	Qty.
4	SLD 3.5 V/4/180G 3.2SN OR	164111	50
8	SLD 3.5 V/8/180G 3.2SN OR	164112	50
12	SLD 3.5 V/12/180G 3.2SN OR	164113	50
16	SLD 3.5 V/16/180G 3.2SN OR	164114	20
20	SLD 3.5 V/20/180G 3.2SN OR	164115	20
24	SLD 3.5 V/24/180G 3.2SN OR	164116	10
28	SLD 3.5 V/28/180G 3.2SN OR	164117	10
32	SLD 3.5 V/32/180G 3.2SN OR	164118	10
36	SLD 3.5 V/36/180G 3.2SN OR	164119	10
40	SLD 3.5 V/40/180G 3.2SN OR	164120	10
44	SLD 3.5 V/44/180G 3.2SN OR	164121	10
48	SLD 3.5 V/48/180G 3.2SN OR	164122	10

### SLD 3.5 V/180F pin headers

tin-plated version



L = n x 3.5  
L 2 = (n + 2) x 3.5

### SLD 3.5 V/4 ... 48/180F

180°-Solder version, pin length 3,2 mm  
Flanged version for mounting

No. of poles	Type	Cat. No.	Qty.
4	SLD 3.5 V/4/180F 3.2SN OR	164124	50
8	SLD 3.5 V/8/180F 3.2SN OR	164125	50
12	SLD 3.5 V/12/180F 3.2SN OR	164126	50
16	SLD 3.5 V/16/180F 3.2SN OR	164127	20
20	SLD 3.5 V/20/180F 3.2SN OR	164128	20
24	SLD 3.5 V/24/180F 3.2SN OR	164129	10
28	SLD 3.5 V/28/180F 3.2SN OR	164130	10
32	SLD 3.5 V/32/180F 3.2SN OR	164131	10
36	SLD 3.5 V/36/180F 3.2SN OR	164132	10
40	SLD 3.5 V/40/180F 3.2SN OR	164133	10
44	SLD 3.5 V/44/180F 3.2SN OR	164134	10
48	SLD 3.5 V/48/180F 3.2SN OR	164135	10

### SLD 3.5 V/4 ... 48/180

180°-Solder version, pin length 4,5 mm

No. of poles	Type	Cat. No.	Qty.
4	SLD 3.5 V/4/180 4.5SN OR	164137	50
8	SLD 3.5 V/8/180 4.5SN OR	164138	50
12	SLD 3.5 V/12/180 4.5SN OR	164139	50
16	SLD 3.5 V/16/180 4.5SN OR	164140	20
20	SLD 3.5 V/20/180 4.5SN OR	164141	20
24	SLD 3.5 V/24/180 4.5SN OR	164142	10
28	SLD 3.5 V/28/180 4.5SN OR	164143	10
32	SLD 3.5 V/32/180 4.5SN OR	164144	10
36	SLD 3.5 V/36/180 4.5SN OR	164145	10
40	SLD 3.5 V/40/180 4.5SN OR	164146	10
44	SLD 3.5 V/44/180 4.5SN OR	164147	10
48	SLD 3.5 V/48/180 4.5SN OR	164148	10

### SLD 3.5 V/4 ... 48/180G

180°-Solder version, pin length 4,5 mm  
Closed end version

No. of poles	Type	Cat. No.	Qty.
4	SLD 3.5 V/4/180G 4.5SN OR	164161	50
8	SLD 3.5 V/8/180G 4.5SN OR	164162	50
12	SLD 3.5 V/12/180G 4.5SN OR	164163	50
16	SLD 3.5 V/16/180G 4.5SN OR	164164	20
20	SLD 3.5 V/20/180G 4.5SN OR	164165	20
24	SLD 3.5 V/24/180G 4.5SN OR	164166	10
28	SLD 3.5 V/28/180G 4.5SN OR	164167	10
32	SLD 3.5 V/32/180G 4.5SN OR	164168	10
36	SLD 3.5 V/36/180G 4.5SN OR	164169	10
40	SLD 3.5 V/40/180G 4.5SN OR	164170	10
44	SLD 3.5 V/44/180G 4.5SN OR	164171	10
48	SLD 3.5 V/48/180G 4.5SN OR	164172	10

### SLD 3.5 V/4 ... 48/180F

180°-Solder version, pin length 4,5 mm  
Flanged version for mounting

No. of poles	Type	Cat. No.	Qty.
4	SLD 3.5 V/4/180F 4.5SN OR	164185	50
8	SLD 3.5 V/8/180F 4.5SN OR	164186	50
12	SLD 3.5 V/12/180F 4.5SN OR	164187	50
16	SLD 3.5 V/16/180F 4.5SN OR	164188	20
20	SLD 3.5 V/20/180F 4.5SN OR	164189	20
24	SLD 3.5 V/24/180F 4.5SN OR	164190	10
28	SLD 3.5 V/28/180F 4.5SN OR	164191	10
32	SLD 3.5 V/32/180F 4.5SN OR	164192	10
36	SLD 3.5 V/36/180F 4.5SN OR	164193	10
40	SLD 3.5 V/40/180F 4.5SN OR	164194	10
44	SLD 3.5 V/44/180F 4.5SN OR	164195	10
48	SLD 3.5 V/48/180F 4.5SN OR	164196	10

All pin headers with lateral flanges contain retaining nuts  
Intermediate pole sizes such as 6, 10, 14 ... 46 available on request.

#### Accessories


Coding element, Marking material, locking latch, floodlight indication see page 5/135

Tools, fixing screws, strain relief see page 5/136

## BLZ 5.00 socket blocks

with Screw connection, tin-plated version

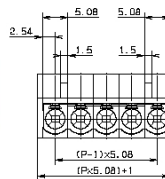
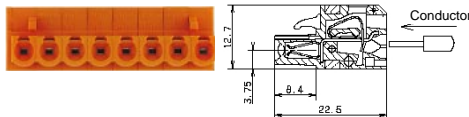
[查询"151386"供应商](#)



### B-Version

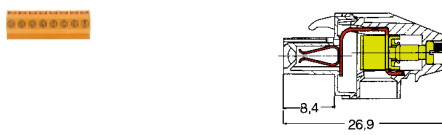


## BLZF 5.00 socket blocks




## BLZ 5.00/270 socket blocks

with Screw connection, tin-plated version



### B-Version



### BLZ 5.00/2 ... 24

No. of poles	Type	Cat. No.	Qty.
2	BLZ 5.00/2 SN OR	157135	100
3	BLZ 5.00/3 SN OR	157136	100
4	BLZ 5.00/4 SN OR	157137	100
5	BLZ 5.00/5 SN OR	157138	50
6	BLZ 5.00/6 SN OR	157139	50
7	BLZ 5.00/7 SN OR	157140	50
8	BLZ 5.00/8 SN OR	157141	50
9	BLZ 5.00/9 SN OR	157142	50
10	BLZ 5.00/10 SN OR	157143	50
11	BLZ 5.00/11 SN OR	157144	50
12	BLZ 5.00/12 SN OR	157112	50
13	BLZ 5.00/13 SN OR	157145	50
14	BLZ 5.00/14 SN OR	157146	50
15	BLZ 5.00/15 SN OR	157147	50
16	BLZ 5.00/16 SN OR	157148	50
17	BLZ 5.00/17 SN OR	157149	20
18	BLZ 5.00/18 SN OR	157150	20
19	BLZ 5.00/19 SN OR	157151	20
20	BLZ 5.00/20 SN OR	157152	20
21	BLZ 5.00/21 SN OR	157153	20
22	BLZ 5.00/22 SN OR	157154	20
23	BLZ 5.00/23 SN OR	157155	20
24	BLZ 5.00/24 SN OR	157156	20

### BLZF 5.00/2 ... 24

Pitch 5,00 mm

No. of poles	Type	Cat. No.	Qty.
2	BLZF 5.00/2 SN OR	169637	100
3	BLZF 5.00/3 SN OR	169638	100
4	BLZF 5.00/4 SN OR	169639	100
5	BLZF 5.00/5 SN OR	169640	50
6	BLZF 5.00/6 SN OR	169641	50
7	BLZF 5.00/7 SN OR	169642	50
8	BLZF 5.00/8 SN OR	169643	50
9	BLZF 5.00/9 SN OR	169644	50
10	BLZF 5.00/10 SN OR	169645	50
11	BLZF 5.00/11 SN OR	169646	50
12	BLZF 5.00/12 SN OR	169647	50
13	BLZF 5.00/13 SN OR	169648	50
14	BLZF 5.00/14 SN OR	169649	50
15	BLZF 5.00/15 SN OR	169650	50
16	BLZF 5.00/16 SN OR	169651	50
17	BLZF 5.00/17 SN OR	169652	20
18	BLZF 5.00/18 SN OR	169653	20
19	BLZF 5.00/19 SN OR	169654	20
20	BLZF 5.00/20 SN OR	169655	20
21	BLZF 5.00/21 SN OR	169656	20
22	BLZF 5.00/22 SN OR	169657	20
23	BLZF 5.00/23 SN OR	169658	20
24	BLZF 5.00/24 SN OR	169659	20

No. of poles	Type	Cat. No.	Qty.
2	BLZ 5.00/2/270 SN OR	163758	100
3	BLZ 5.00/3/270 SN OR	163759	100
4	BLZ 5.00/4/270 SN OR	163760	100
5	BLZ 5.00/5/270 SN OR	163761	50
6	BLZ 5.00/6/270 SN OR	163762	50
7	BLZ 5.00/7/270 SN OR	163763	50
8	BLZ 5.00/8/270 SN OR	163764	50
9	BLZ 5.00/9/270 SN OR	163765	50
10	BLZ 5.00/10/270 SN OR	163766	50
11	BLZ 5.00/11/270 SN OR	163767	50
12	BLZ 5.00/12/270 SN OR	163768	50
13	BLZ 5.00/13/270 SN OR	163769	50
14	BLZ 5.00/14/270 SN OR	163770	50
15	BLZ 5.00/15/270 SN OR	163771	50
16	BLZ 5.00/16/270 SN OR	163772	50
17	BLZ 5.00/17/270 SN OR	163773	20
18	BLZ 5.00/18/270 SN OR	163774	20
19	BLZ 5.00/19/270 SN OR	163775	20
20	BLZ 5.00/20/270 SN OR	163776	20
21	BLZ 5.00/21/270 SN OR	163777	20
22	BLZ 5.00/22/270 SN OR	163778	20
23	BLZ 5.00/23/270 SN OR	163779	20
24	BLZ 5.00/24/270 SN OR	163780	20

### BLZ 5.00/2 ... 24B

Lateral dovetail for mounting brackets

No. of poles	Type	Cat. No.	Qty.
2	BLZ 5.00/2B SN OR	158039	100
3	BLZ 5.00/3B SN OR	158040	100
4	BLZ 5.00/4B SN OR	158041	100
5	BLZ 5.00/5B SN OR	158042	50
6	BLZ 5.00/6B SN OR	158043	50
7	BLZ 5.00/7B SN OR	158044	50
8	BLZ 5.00/8B SN OR	158045	50
9	BLZ 5.00/9B SN OR	158046	50
10	BLZ 5.00/10B SN OR	158047	50
11	BLZ 5.00/11B SN OR	158048	50
12	BLZ 5.00/12B SN OR	158049	50
13	BLZ 5.00/13B SN OR	158050	50
14	BLZ 5.00/14B SN OR	158051	50
15	BLZ 5.00/15B SN OR	158052	50
16	BLZ 5.00/16B SN OR	158053	50
17	BLZ 5.00/17B SN OR	158054	20
18	BLZ 5.00/18B SN OR	158055	20
19	BLZ 5.00/19B SN OR	158056	20
20	BLZ 5.00/20B SN OR	158057	20
21	BLZ 5.00/21B SN OR	158058	20
22	BLZ 5.00/22B SN OR	158059	20
23	BLZ 5.00/23B SN OR	158060	20
24	BLZ 5.00/24B SN OR	158061	20

### BLZ 5.00/2 ... 24/270B

Lateral dovetail for mounting brackets

No. of poles	Type	Cat. No.	Qty.
2	BLZ 5.00/2/270B SN OR	163804	100
3	BLZ 5.00/3/270B SN OR	163805	100
4	BLZ 5.00/4/270B SN OR	163806	100
5	BLZ 5.00/5/270B SN OR	163807	50
6	BLZ 5.00/6/270B SN OR	163808	50
7	BLZ 5.00/7/270B SN OR	163809	50
8	BLZ 5.00/8/270B SN OR	163810	50
9	BLZ 5.00/9/270B SN OR	163811	50
10	BLZ 5.00/10/270B SN OR	163812	50
11	BLZ 5.00/11/270B SN OR	163813	50
12	BLZ 5.00/12/270B SN OR	163814	50
13	BLZ 5.00/13/270B SN OR	163815	50
14	BLZ 5.00/14/270B SN OR	163816	50
15	BLZ 5.00/15/270B SN OR	163817	50
16	BLZ 5.00/16/270B SN OR	163818	50
17	BLZ 5.00/17/270B SN OR	163819	20
18	BLZ 5.00/18/270B SN OR	163820	20
19	BLZ 5.00/19/270B SN OR	163821	20
20	BLZ 5.00/20/270B SN OR	163822	20
21	BLZ 5.00/21/270B SN OR	163823	20
22	BLZ 5.00/22/270B SN OR	163824	20
23	BLZ 5.00/23/270B SN OR	163825	20
24	BLZ 5.00/24/270B SN OR	163826	20

Technical data see page 5/100

### Accessories

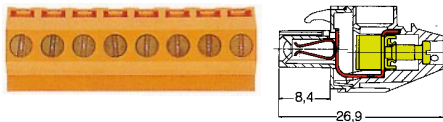
Coding element, Marking material, locking latch, floodlight indication see page 5/135

Tools, fixing screws, strain relief see page 5/136

## SL 5.00/90 pin headers

with Screw connection, tin-plated version

[查询"151386"供应商](#)



### B-Version



### BLZ 5.00/2 ... 24/90

No. of poles	Type	Cat. No.	Qty.
2	BLZ 5.00/2/90 SN OR	163594	100
3	BLZ 5.00/3/90 SN OR	163595	100
4	BLZ 5.00/4/90 SN OR	163596	100
5	BLZ 5.00/5/90 SN OR	163597	50
6	BLZ 5.00/6/90 SN OR	163598	50
7	BLZ 5.00/7/90 SN OR	163599	50
8	BLZ 5.00/8/90 SN OR	163600	50
9	BLZ 5.00/9/90 SN OR	163601	50
10	BLZ 5.00/10/90 SN OR	163602	50
11	BLZ 5.00/11/90 SN OR	163603	50
12	BLZ 5.00/12/90 SN OR	163604	50
13	BLZ 5.00/13/90 SN OR	163605	50
14	BLZ 5.00/14/90 SN OR	163606	50
15	BLZ 5.00/15/90 SN OR	163607	50
16	BLZ 5.00/16/90 SN OR	163608	50
17	BLZ 5.00/17/90 SN OR	163609	20
18	BLZ 5.00/18/90 SN OR	163610	20
19	BLZ 5.00/19/90 SN OR	163611	20
20	BLZ 5.00/20/90 SN OR	163612	20
21	BLZ 5.00/21/90 SN OR	163613	20
22	BLZ 5.00/22/90 SN OR	163614	20
23	BLZ 5.00/23/90 SN OR	163615	20
24	BLZ 5.00/24/90 SN OR	163616	20

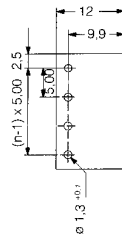
### BLZ 5.00/2 ... 24/90B

Lateral dovetail for mounting brackets

No. of poles	Type	Cat. No.	Qty.
2	BLZ 5.00/2/90B SN OR	163712	100
3	BLZ 5.00/3/90B SN OR	163713	100
4	BLZ 5.00/4/90B SN OR	163714	100
5	BLZ 5.00/5/90B SN OR	163715	50
6	BLZ 5.00/6/90B SN OR	163716	50
7	BLZ 5.00/7/90B SN OR	163717	50
8	BLZ 5.00/8/90B SN OR	163718	50
9	BLZ 5.00/9/90B SN OR	163719	50
10	BLZ 5.00/10/90B SN OR	163720	50
11	BLZ 5.00/11/90B SN OR	163721	50
12	BLZ 5.00/12/90B SN OR	163722	50
13	BLZ 5.00/13/90B SN OR	163723	50
14	BLZ 5.00/14/90B SN OR	163724	50
15	BLZ 5.00/15/90B SN OR	163725	50
16	BLZ 5.00/16/90B SN OR	163726	50
17	BLZ 5.00/17/90B SN OR	163727	20
18	BLZ 5.00/18/90B SN OR	163728	20
19	BLZ 5.00/19/90B SN OR	163729	20
20	BLZ 5.00/20/90B SN OR	163730	20
21	BLZ 5.00/21/90B SN OR	163731	20
22	BLZ 5.00/22/90B SN OR	163732	20
23	BLZ 5.00/23/90B SN OR	163733	20
24	BLZ 5.00/24/90B SN OR	163734	20

## SL 5.00/90B pin headers

tin-plated version



### SL 5.00/2 ... 24/90

Solder version, pin length 3,2 mm

No. of poles	Type	Cat. No.	Qty.
2	SL 5.00/2/90 3.2SN OR	157113	100
3	SL 5.00/3/90 3.2SN OR	157114	100
4	SL 5.00/4/90 3.2SN OR	157115	100
5	SL 5.00/5/90 3.2SN OR	157116	50
6	SL 5.00/6/90 3.2SN OR	157117	50
7	SL 5.00/7/90 3.2SN OR	157118	50
8	SL 5.00/8/90 3.2SN OR	157119	50
9	SL 5.00/9/90 3.2SN OR	157120	50
10	SL 5.00/10/90 3.2SN OR	157121	50
11	SL 5.00/11/90 3.2SN OR	157122	50
12	SL 5.00/12/90 3.2SN OR	157111	50
13	SL 5.00/13/90 3.2SN OR	157123	50
14	SL 5.00/14/90 3.2SN OR	157124	50
15	SL 5.00/15/90 3.2SN OR	157125	50
16	SL 5.00/16/90 3.2SN OR	157126	50
17	SL 5.00/17/90 3.2SN OR	157127	20
18	SL 5.00/18/90 3.2SN OR	157128	20
19	SL 5.00/19/90 3.2SN OR	157129	20
20	SL 5.00/20/90 3.2SN OR	157130	20
21	SL 5.00/21/90 3.2SN OR	157131	20
22	SL 5.00/22/90 3.2SN OR	157132	20
23	SL 5.00/23/90 3.2SN OR	157133	20
24	SL 5.00/24/90 3.2SN OR	157134	20

### SL 5.00/2 ... 24/90

Solder version, pin length 4,5 mm

No. of poles	Type	Cat. No.	Qty.
2	SL 5.00/2/90 4.5SN OR	158063	100
3	SL 5.00/3/90 4.5SN OR	158064	100
4	SL 5.00/4/90 4.5SN OR	158065	100
5	SL 5.00/5/90 4.5SN OR	158066	50
6	SL 5.00/6/90 4.5SN OR	158067	50
7	SL 5.00/7/90 4.5SN OR	158068	50
8	SL 5.00/8/90 4.5SN OR	158069	50
9	SL 5.00/9/90 4.5SN OR	158070	50
10	SL 5.00/10/90 4.5SN OR	158071	50
11	SL 5.00/11/90 4.5SN OR	158072	50
12	SL 5.00/12/90 4.5SN OR	158073	50
13	SL 5.00/13/90 4.5SN OR	158074	50
14	SL 5.00/14/90 4.5SN OR	158075	50
15	SL 5.00/15/90 4.5SN OR	158076	50
16	SL 5.00/16/90 4.5SN OR	158077	50
17	SL 5.00/17/90 4.5SN OR	158078	20
18	SL 5.00/18/90 4.5SN OR	158079	20
19	SL 5.00/19/90 4.5SN OR	158080	20
20	SL 5.00/20/90 4.5SN OR	158081	20
21	SL 5.00/21/90 4.5SN OR	158082	20
22	SL 5.00/22/90 4.5SN OR	158083	20
23	SL 5.00/23/90 4.5SN OR	158084	20
24	SL 5.00/24/90 4.5SN OR	158085	20

## SL 5.00/180 pin headers

tin-plated version



### B-Version



### SL 5.00/2 ... 24/90B

Solder version, pin length 3,2 mm  
Lateral dovetail for mounting brackets

No. of poles	Type	Cat. No.	Qty.
2	SL 5.00/2/90B 3.2SN OR	158086	100
3	SL 5.00/3/90B 3.2SN OR	158087	100
4	SL 5.00/4/90B 3.2SN OR	158088	100
5	SL 5.00/5/90B 3.2SN OR	158089	50
6	SL 5.00/6/90B 3.2SN OR	158090	50
7	SL 5.00/7/90B 3.2SN OR	158091	50
8	SL 5.00/8/90B 3.2SN OR	158092	50
9	SL 5.00/9/90B 3.2SN OR	158093	50
10	SL 5.00/10/90B 3.2SN OR	158094	50
11	SL 5.00/11/90B 3.2SN OR	158095	50
12	SL 5.00/12/90B 3.2SN OR	158096	50
13	SL 5.00/13/90B 3.2SN OR	158097	50
14	SL 5.00/14/90B 3.2SN OR	158098	50
15	SL 5.00/15/90B 3.2SN OR	158099	50
16	SL 5.00/16/90B 3.2SN OR	158100	50
17	SL 5.00/17/90B 3.2SN OR	158101	20
18	SL 5.00/18/90B 3.2SN OR	158102	20
19	SL 5.00/19/90B 3.2SN OR	158103	20
20	SL 5.00/20/90B 3.2SN OR	158104	20
21	SL 5.00/21/90B 3.2SN OR	158105	20
22	SL 5.00/22/90B 3.2SN OR	158106	20
23	SL 5.00/23/90B 3.2SN OR	158107	20
24	SL 5.00/24/90B 3.2SN OR	158108	20

### SL 5.00/2 ... 24/90B

Solder version, pin length 4,5 mm  
Lateral dovetail for mounting brackets

No. of poles	Type	Cat. No.	Qty.
2	SL 5.00/2/90B 4.5SN OR	158109	100
3	SL 5.00/3/90B 4.5SN OR	158110	100
4	SL 5.00/4/90B 4.5SN OR	158111	100
5	SL 5.00/5/90B 4.5SN OR	158112	50
6	SL 5.00/6/90B 4.5SN OR	158113	50
7	SL 5.00/7/90B 4.5SN OR	158114	50
8	SL 5.00/8/90B 4.5SN OR	158115	50
9	SL 5.00/9/90B 4.5SN OR	158116	50
10	SL 5.00/10/90B 4.5SN OR	158117	50
11	SL 5.00/11/90B 4.5SN OR	158118	50
12	SL 5.00/12/90B 4.5SN OR	158119	50
13	SL 5.00/13/90B 4.5SN OR	158120	50
14	SL 5.00/14/90B 4.5SN OR	158121	50
15	SL 5.00/15/90B 4.5SN OR	158122	50
16	SL 5.00/16/90B 4.5SN OR	158123	50
17	SL 5.00/17/90B 4.5SN OR	158124	20
18	SL 5.00/18/90B 4.5SN OR	158125	20
19	SL 5.00/19/90B 4.5SN OR	158126	20
20	SL 5.00/20/90B 4.5SN OR	158127	20
21	SL 5.00/21/90B 4.5SN OR	158128	20
22	SL 5.00/22/90B 4.5SN OR	158129	20
23	SL 5.00/23/90B 4.5SN OR	158130	20
24	SL 5.00/24/90B 4.5SN OR	158131	20

## Accessories

Coding element, Marking material, locking latch, floodlight indication see page 5/135

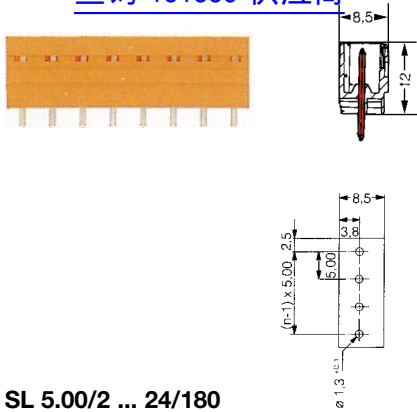
Tools, fixing screws, strain relief see page 5/136



### SL 5.00/180 pin headers

tin-plated version

[查询"151386"供应商](#)



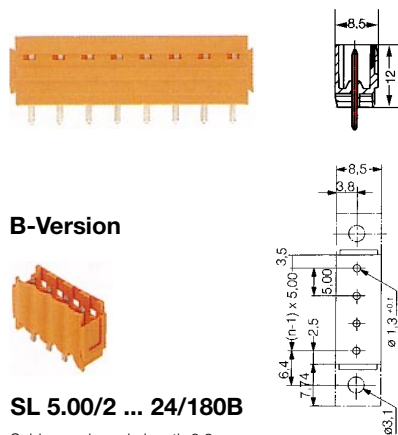
### SL 5.00/2 ... 24/180

Solder version, pin length 3,2 mm

No. of poles	Type	Cat. No.	Qty.
2	SL 5.00/2/180 3.2SN OR	<b>158132</b>	100
3	SL 5.00/3/180 3.2SN OR	<b>158133</b>	100
4	SL 5.00/4/180 3.2SN OR	<b>158134</b>	100
5	SL 5.00/5/180 3.2SN OR	<b>158135</b>	50
6	SL 5.00/6/180 3.2SN OR	<b>158136</b>	50
7	SL 5.00/7/180 3.2SN OR	<b>158137</b>	50
8	SL 5.00/8/180 3.2SN OR	<b>158138</b>	50
9	SL 5.00/9/180 3.2SN OR	<b>158139</b>	50
10	SL 5.00/10/180 3.2SN OR	<b>158140</b>	50
11	SL 5.00/11/180 3.2SN OR	<b>158141</b>	50
12	SL 5.00/12/180 3.2SN OR	<b>158142</b>	50
13	SL 5.00/13/180 3.2SN OR	<b>158143</b>	50
14	SL 5.00/14/180 3.2SN OR	<b>158144</b>	50
15	SL 5.00/15/180 3.2SN OR	<b>158145</b>	50
16	SL 5.00/16/180 3.2SN OR	<b>158146</b>	50
17	SL 5.00/17/180 3.2SN OR	<b>158147</b>	20
18	SL 5.00/18/180 3.2SN OR	<b>158148</b>	20
19	SL 5.00/19/180 3.2SN OR	<b>158149</b>	20
20	SL 5.00/20/180 3.2SN OR	<b>158150</b>	20
21	SL 5.00/21/180 3.2SN OR	<b>158151</b>	20
22	SL 5.00/22/180 3.2SN OR	<b>158152</b>	20
23	SL 5.00/23/180 3.2SN OR	<b>158153</b>	20
24	SL 5.00/24/180 3.2SN OR	<b>158154</b>	20

### SL 5.00/180B pin headers

tin-plated version



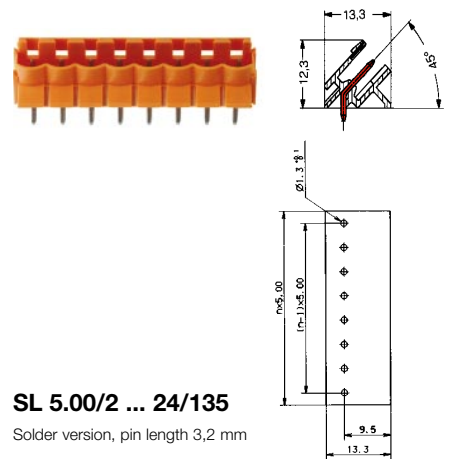
### SL 5.00/2 ... 24/180B

Solder version, pin length 3,2 mm  
Lateral dovetail for mounting brackets

No. of poles	Type	Cat. No.	Qty.
2	SL 5.00/2/180B3.2SN OR	<b>158178</b>	100
3	SL 5.00/3/180B3.2SN OR	<b>158179</b>	100
4	SL 5.00/4/180B3.2SN OR	<b>158180</b>	100
5	SL 5.00/5/180B3.2SN OR	<b>158181</b>	50
6	SL 5.00/6/180B3.2SN OR	<b>158182</b>	50
7	SL 5.00/7/180B3.2SN OR	<b>158183</b>	50
8	SL 5.00/8/180B3.2SN OR	<b>158184</b>	50
9	SL 5.00/9/180B3.2SN OR	<b>158185</b>	50
10	SL 5.00/10/180B3.2SN OR	<b>158186</b>	50
11	SL 5.00/11/180B3.2SN OR	<b>158187</b>	50
12	SL 5.00/12/180B3.2SN OR	<b>158188</b>	50
13	SL 5.00/13/180B3.2SN OR	<b>158189</b>	50
14	SL 5.00/14/180B3.2SN OR	<b>158190</b>	50
15	SL 5.00/15/180B3.2SN OR	<b>158191</b>	50
16	SL 5.00/16/180B3.2SN OR	<b>158192</b>	50
17	SL 5.00/17/180B3.2SN OR	<b>158193</b>	20
18	SL 5.00/18/180B3.2SN OR	<b>158194</b>	20
19	SL 5.00/19/180B3.2SN OR	<b>158195</b>	20
20	SL 5.00/20/180B3.2SN OR	<b>158196</b>	20
21	SL 5.00/21/180B3.2SN OR	<b>158197</b>	20
22	SL 5.00/22/180B3.2SN OR	<b>158198</b>	20
23	SL 5.00/23/180B3.2SN OR	<b>158199</b>	20
24	SL 5.00/24/180B3.2SN OR	<b>158200</b>	20

### SL 5.00/135 pin headers

tin-plated version



### SL 5.00/2 ... 24/135

Solder version, pin length 3,2 mm

No. of poles	Type	Cat. No.	Qty.
2	SL 5.00/2/135 3.2SN OR	<b>163025</b>	100
3	SL 5.00/3/135 3.2SN OR	<b>163026</b>	100
4	SL 5.00/4/135 3.2SN OR	<b>163027</b>	100
5	SL 5.00/5/135 3.2SN OR	<b>163028</b>	50
6	SL 5.00/6/135 3.2SN OR	<b>163029</b>	50
7	SL 5.00/7/135 3.2SN OR	<b>163030</b>	50
8	SL 5.00/8/135 3.2SN OR	<b>163031</b>	50
9	SL 5.00/9/135 3.2SN OR	<b>163032</b>	50
10	SL 5.00/10/135 3.2SN OR	<b>163033</b>	50
11	SL 5.00/11/135 3.2SN OR	<b>163034</b>	50
12	SL 5.00/12/135 3.2SN OR	<b>163035</b>	50
13	SL 5.00/13/135 3.2SN OR	<b>163036</b>	50
14	SL 5.00/14/135 3.2SN OR	<b>163037</b>	50
15	SL 5.00/15/135 3.2SN OR	<b>163038</b>	50
16	SL 5.00/16/135 3.2SN OR	<b>163039</b>	50
17	SL 5.00/17/135 3.2SN OR	<b>163040</b>	20
18	SL 5.00/18/135 3.2SN OR	<b>163041</b>	20
19	SL 5.00/19/135 3.2SN OR	<b>163042</b>	20
20	SL 5.00/20/135 3.2SN OR	<b>163043</b>	20
21	SL 5.00/21/135 3.2SN OR	<b>163044</b>	20
22	SL 5.00/22/135 3.2SN OR	<b>163045</b>	20
23	SL 5.00/23/135 3.2SN OR	<b>163046</b>	20
24	SL 5.00/24/135 3.2SN OR	<b>163047</b>	20

### SL 5.00/2 ... 24/180

Solder version, pin length 4,5 mm

No. of poles	Type	Cat. No.	Qty.
2	SL 5.00/2/180 4.5SN OR	<b>158155</b>	100
3	SL 5.00/3/180 4.5SN OR	<b>158156</b>	100
4	SL 5.00/4/180 4.5SN OR	<b>158157</b>	100
5	SL 5.00/5/180 4.5SN OR	<b>158158</b>	50
6	SL 5.00/6/180 4.5SN OR	<b>158159</b>	50
7	SL 5.00/7/180 4.5SN OR	<b>158160</b>	50
8	SL 5.00/8/180 4.5SN OR	<b>158161</b>	50
9	SL 5.00/9/180 4.5SN OR	<b>158162</b>	50
10	SL 5.00/10/180 4.5SN OR	<b>158163</b>	50
11	SL 5.00/11/180 4.5SN OR	<b>158164</b>	50
12	SL 5.00/12/180 4.5SN OR	<b>158165</b>	50
13	SL 5.00/13/180 4.5SN OR	<b>158166</b>	50
14	SL 5.00/14/180 4.5SN OR	<b>158167</b>	50
15	SL 5.00/15/180 4.5SN OR	<b>158168</b>	50
16	SL 5.00/16/180 4.5SN OR	<b>158169</b>	50
17	SL 5.00/17/180 4.5SN OR	<b>158170</b>	20
18	SL 5.00/18/180 4.5SN OR	<b>158171</b>	20
19	SL 5.00/19/180 4.5SN OR	<b>158172</b>	20
20	SL 5.00/20/180 4.5SN OR	<b>158173</b>	20
21	SL 5.00/21/180 4.5SN OR	<b>158174</b>	20
22	SL 5.00/22/180 4.5SN OR	<b>158175</b>	20
23	SL 5.00/23/180 4.5SN OR	<b>158176</b>	20
24	SL 5.00/24/180 4.5SN OR	<b>158177</b>	20

### SL 5.00/2 ... 24/180B

Solder version, pin length 4,5 mm  
Lateral dovetail for mounting brackets

No. of poles	Type	Cat. No.	Qty.
2	SL 5.00/2/180B4.5SN OR	<b>158201</b>	100
3	SL 5.00/3/180B4.5SN OR	<b>158202</b>	100
4	SL 5.00/4/180B4.5SN OR	<b>158203</b>	100
5	SL 5.00/5/180B4.5SN OR	<b>158204</b>	50
6	SL 5.00/6/180B4.5SN OR	<b>158205</b>	50
7	SL 5.00/7/180B4.5SN OR	<b>158206</b>	50
8	SL 5.00/8/180B4.5SN OR	<b>158207</b>	50
9	SL 5.00/9/180B4.5SN OR	<b>158208</b>	50
10	SL 5.00/10/180B4.5SN OR	<b>158209</b>	50
11	SL 5.00/11/180B4.5SN OR	<b>158210</b>	50
12	SL 5.00/12/180B4.5SN OR	<b>158211</b>	50
13	SL 5.00/13/180B4.5SN OR	<b>158212</b>	50
14	SL 5.00/14/180B4.5SN OR	<b>158213</b>	50
15	SL 5.00/15/180B4.5SN OR	<b>158214</b>	50
16	SL 5.00/16/180B4.5SN OR	<b>158215</b>	50
17	SL 5.00/17/180B4.5SN OR	<b>158216</b>	20
18	SL 5.00/18/180B4.5SN OR	<b>158217</b>	20
19	SL 5.00/19/180B4.5SN OR	<b>158218</b>	20
20	SL 5.00/20/180B4.5SN OR	<b>158219</b>	20
21	SL 5.00/21/180B4.5SN OR	<b>158220</b>	20
22	SL 5.00/22/180B4.5SN OR	<b>158221</b>	20
23	SL 5.00/23/180B4.5SN OR	<b>158222</b>	20
24	SL 5.00/24/180B4.5SN OR	<b>158223</b>	20

### SL 5.00/2 ... 24/135

Solder version, pin length 4,5 mm

No. of poles	Type	Cat. No.	Qty.
2	SL 5.00/2/135 4.5SN SW	<b>163082</b>	100
3	SL 5.00/3/135 4.5SN SW	<b>163083</b>	100
4	SL 5.00/4/135 4.5SN SW	<b>163084</b>	100
5	SL 5.00/5/135 4.5SN SW	<b>163085</b>	50
6	SL 5.00/6/135 4.5SN SW	<b>163086</b>	50
7	SL 5.00/7/135 4.5SN SW	<b>163087</b>	50
8	SL 5.00/8/135 4.5SN SW	<b>163088</b>	50
9	SL 5.00/9/135 4.5SN SW	<b>163089</b>	50
10	SL 5.00/10/135 4.5SN SW	<b>163090</b>	50
11	SL 5.00/11/135 4.5SN SW	<b>163091</b>	50
12	SL 5.00/12/135 4.5SN SW	<b>163092</b>	50
13	SL 5.00/13/135 4.5SN SW	<b>163093</b>	50
14	SL 5.00/14/135 4.5SN SW	<b>163094</b>	50
15	SL 5.00/15/135 4.5SN SW	<b>163095</b>	50
16	SL 5.00/16/135 4.5SN SW	<b>163096</b>	50
17	SL 5.00/17/135 4.5SN SW	<b>163097</b>	20
18	SL 5.00/18/135 4.5SN SW	<b>163098</b>	20
19	SL 5.00/19/135 4.5SN SW	<b>163099</b>	20
20	SL 5.00/20/135 4.5SN SW	<b>163100</b>	20
21	SL 5.00/21/135 4.5SN SW	<b>163101</b>	20
22	SL 5.00/22/135 4.5SN SW	<b>163102</b>	20
23	SL 5.00/23/135 4.5SN SW	<b>163103</b>	20
24	SL 5.00/24/135 4.5SN SW	<b>163104</b>	20

#### Accessories

Coding element, Marking material, locking latch, floodlight indication see page 5/135

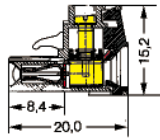
Tools, fixing screws, strain relief see page 5/136



### BLZ 7.50 socket blocks

with Screw connection, tin-plated version

[查询"151386"供应商](#)



#### B-Version



#### BLZ 7.50/2 ... 12

No. of poles	Type	Cat. No.	Qty.
2	BLZ 7.50/2 SN OR	162792	100
3	BLZ 7.50/3 SN OR	162793	100
4	BLZ 7.50/4 SN OR	162794	100
5	BLZ 7.50/5 SN OR	162795	50
6	BLZ 7.50/6 SN OR	162796	50
7	BLZ 7.50/7 SN OR	162797	50
8	BLZ 7.50/8 SN OR	162798	50
9	BLZ 7.50/9 SN OR	162799	50
10	BLZ 7.50/10 SN OR	162800	50
11	BLZ 7.50/11 SN OR	162801	50
12	BLZ 7.50/12 SN OR	162802	50

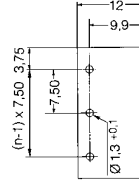
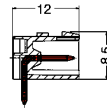
#### BLZ 7.50/2 ... 12B

Lateral dovetail for mounting brackets

No. of poles	Type	Cat. No.	Qty.
2	BLZ 7.50/2B SN OR	162814	100
3	BLZ 7.50/3B SN OR	162815	100
4	BLZ 7.50/4B SN OR	162816	100
5	BLZ 7.50/5B SN OR	162817	50
6	BLZ 7.50/6B SN OR	162818	50
7	BLZ 7.50/7B SN OR	162819	50
8	BLZ 7.50/8B SN OR	162820	50
9	BLZ 7.50/9B SN OR	162821	50
10	BLZ 7.50/10B SN OR	162822	50
11	BLZ 7.50/11B SN OR	162823	50
12	BLZ 7.50/12B SN OR	162824	50

### SL 7.50/90 pin headers

tin-plated version



#### SL 7.50/2 ... 90/90

Solder version, pin length 3,2 mm

No. of poles	Type	Cat. No.	Qty.
2	SL 7.50/2/90 3.2SN OR	162836	100
3	SL 7.50/3/90 3.2SN OR	162837	100
4	SL 7.50/4/90 3.2SN OR	162838	100
5	SL 7.50/5/90 3.2SN OR	162839	50
6	SL 7.50/6/90 3.2SN OR	162840	50
7	SL 7.50/7/90 3.2SN OR	162841	50
8	SL 7.50/8/90 3.2SN OR	162842	50
9	SL 7.50/9/90 3.2SN OR	162843	50
10	SL 7.50/10/90 3.2SN OR	162844	50
11	SL 7.50/11/90 3.2SN OR	162845	50
12	SL 7.50/12/90 3.2SN OR	162846	50

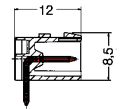
#### SL 7.50/2 ... 12/90

Solder version, pin length 4,5 mm

No. of poles	Type	Cat. No.	Qty.
2	SL 7.50/2/90 4.5SN OR	162858	100
3	SL 7.50/3/90 4.5SN OR	162859	100
4	SL 7.50/4/90 4.5SN OR	162860	100
5	SL 7.50/5/90 4.5SN OR	162861	50
6	SL 7.50/6/90 4.5SN OR	162862	50
7	SL 7.50/7/90 4.5SN OR	162863	50
8	SL 7.50/8/90 4.5SN OR	162864	50
9	SL 7.50/9/90 4.5SN OR	162865	50
10	SL 7.50/10/90 4.5SN OR	162866	50
11	SL 7.50/11/90 4.5SN OR	162867	50
12	SL 7.50/12/90 4.5SN OR	162868	50

### SL 7.50/90B pin headers

tin-plated version

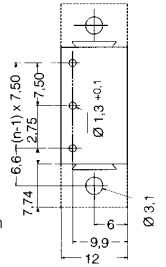


#### B-Version



#### SL 7.50/2 ... 12/90B

Solder version, pin length 3,2 mm  
Lateral dovetail for mounting brackets



No. of poles	Type	Cat. No.	Qty.
2	SL 7.50/2/90B 3.2SN OR	162847	100
3	SL 7.50/3/90B 3.2SN OR	162848	100
4	SL 7.50/4/90B 3.2SN OR	162849	100
5	SL 7.50/5/90B 3.2SN OR	162850	50
6	SL 7.50/6/90B 3.2SN OR	162851	50
7	SL 7.50/7/90B 3.2SN OR	162852	50
8	SL 7.50/8/90B 3.2SN OR	162853	50
9	SL 7.50/9/90B 3.2SN OR	162854	50
10	SL 7.50/10/90B 3.2SN OR	162855	50
11	SL 7.50/11/90B 3.2SN OR	162856	50
12	SL 7.50/12/90B 3.2SN OR	162857	50

#### SL 7.50/2 ... 12/90B

Solder version, pin length 4,5 mm  
Lateral dovetail for mounting brackets

No. of poles	Type	Cat. No.	Qty.
2	SL 7.50/2/90B 4.5SN OR	162880	100
3	SL 7.50/3/90B 4.5SN OR	162881	100
4	SL 7.50/4/90B 4.5SN OR	162882	100
5	SL 7.50/5/90B 4.5SN OR	162883	50
6	SL 7.50/6/90B 4.5SN OR	162884	50
7	SL 7.50/7/90B 4.5SN OR	162885	50
8	SL 7.50/8/90B 4.5SN OR	162886	50
9	SL 7.50/9/90B 4.5SN OR	162887	50
10	SL 7.50/10/90B 4.5SN OR	162888	50
11	SL 7.50/11/90B 4.5SN OR	162889	50
12	SL 7.50/12/90B 4.5SN OR	162890	50

#### Accessories

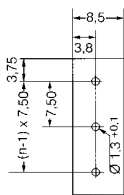

Coding element, Marking material, locking latch, floodlight indication see page 5/135

Tools, fixing screws, strain relief see page 5/136

### SL 7.50/180 pin headers

tin-plated version

查询"151386"供应商



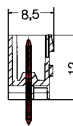
### SL 7.50/2 ... 12/180

Solder version, pin length 3,2 mm

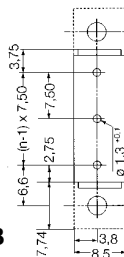
No. of poles	Type	Cat. No.	Qty.
2	SL 7.50/2/180 3.2SN OR	<b>162902</b>	100
3	SL 7.50/3/180 3.2SN OR	<b>162903</b>	100
4	SL 7.50/4/180 3.2SN OR	<b>162904</b>	100
5	SL 7.50/5/180 3.2SN OR	<b>162905</b>	50
6	SL 7.50/6/180 3.2SN OR	<b>162906</b>	50
7	SL 7.50/7/180 3.2SN OR	<b>162907</b>	50
8	SL 7.50/8/180 3.2SN OR	<b>162908</b>	50
9	SL 7.50/9/180 3.2SN OR	<b>162909</b>	50
10	SL 7.50/10/180 3.2SN OR	<b>162910</b>	50
11	SL 7.50/11/180 3.2SN OR	<b>162911</b>	50
12	SL 7.50/12/180 3.2SN OR	<b>162912</b>	50

### SL 7.50/180B pin headers

tin-plated version



### B-Version



### SL 7.50/2 ... 12/180B

Solder version, pin length 3,2 mm  
Lateral dovetail for mounting brackets

No. of poles	Type	Cat. No.	Qty.
2	SL 7.50/2/180B 3.2SN OR	<b>162913</b>	100
3	SL 7.50/3/180B 3.2SN OR	<b>162914</b>	100
4	SL 7.50/4/180B 3.2SN OR	<b>162915</b>	100
5	SL 7.50/5/180B 3.2SN OR	<b>162916</b>	50
6	SL 7.50/6/180B 3.2SN OR	<b>162917</b>	50
7	SL 7.50/7/180B 3.2SN OR	<b>162918</b>	50
8	SL 7.50/8/180B 3.2SN OR	<b>162919</b>	50
9	SL 7.50/9/180B 3.2SN OR	<b>162920</b>	50
10	SL 7.50/10/180B 3.2SN OR	<b>162921</b>	50
11	SL 7.50/11/180B 3.2SN OR	<b>162922</b>	50
12	SL 7.50/12/180B 3.2SN OR	<b>162923</b>	50

### SL 7.50/2 ... 12/180

Solder version, pin length 4,5 mm

No. of poles	Type	Cat. No.	Qty.
2	SL 7.50/2/180 4.5SN OR	<b>162924</b>	100
3	SL 7.50/3/180 4.5SN OR	<b>162925</b>	100
4	SL 7.50/4/180 4.5SN OR	<b>162926</b>	100
5	SL 7.50/5/180 4.5SN OR	<b>162927</b>	50
6	SL 7.50/6/180 4.5SN OR	<b>162928</b>	50
7	SL 7.50/7/180 4.5SN OR	<b>162929</b>	50
8	SL 7.50/8/180 4.5SN OR	<b>162930</b>	50
9	SL 7.50/9/180 4.5SN OR	<b>162931</b>	50
10	SL 7.50/10/180 4.5SN OR	<b>162932</b>	50
11	SL 7.50/11/180 4.5SN OR	<b>162933</b>	50
12	SL 7.50/12/180 4.5SN OR	<b>162934</b>	50

### SL 7.50/2 ... 12/180B

Solder version, pin length 4,5 mm  
Lateral dovetail for mounting brackets

No. of poles	Type	Cat. No.	Qty.
2	SL 7.50/2/180B 4.5SN OR	<b>162946</b>	100
3	SL 7.50/3/180B 4.5SN OR	<b>162947</b>	100
4	SL 7.50/4/180B 4.5SN OR	<b>162948</b>	100
5	SL 7.50/5/180B 4.5SN OR	<b>162949</b>	50
6	SL 7.50/6/180B 4.5SN OR	<b>162950</b>	50
7	SL 7.50/7/180B 4.5SN OR	<b>162951</b>	50
8	SL 7.50/8/180B 4.5SN OR	<b>162952</b>	50
9	SL 7.50/9/180B 4.5SN OR	<b>162953</b>	50
10	SL 7.50/10/180B 4.5SN OR	<b>162954</b>	50
11	SL 7.50/11/180B 4.5SN OR	<b>162955</b>	50
12	SL 7.50/12/180B 4.5SN OR	<b>162956</b>	50

### Accessories

Coding element, Marking material, locking latch, floodlight indication see page 5/135

Tools, fixing screws, strain relief see page 5/136

### Accessories

### BLA/SLA connector system

查询 151980 快应商

### LED facility SLA FLAT SLA FLA

For the BLA/SLA system, engageable on pin headers. The height of the light outlet of the SLA FLAT... is adapted to the BLAT socket block, that of SLA FLA to the BLA socket block, and the light inlet heights are adapted to standard LEDs.



SLA FLAT 4TE




SLA FLAT



SLA FLAT

### BLA AH Cover hoods BLA AHZH extraction aid

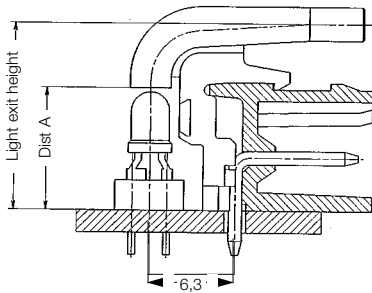
For the BLA/SLA system. The BLA AH engages on the BLA or BLZ 5.08 socket block, 1.5 mm<sup>2</sup>-Version (version ...1111) BLA AHZH on the cover hood in order to facilitate unmating of the connector.



BLA AH

BLA AHZH

### LED indicators



Type	Size A	Cat. No.	Qty.
<b>For BLAT socket block</b>			
<b>Light outlet: square height 14 mm</b>			
SLA FLAT 3.8/1	3,8	<b>148206</b>	100
SLA FLAT 9.8/1	9,8	<b>148246</b>	100
<b>Light outlet: round height 13.75 mm</b>			
SLA FLAT 4TE 1.5/1	1,5	<b>159418</b>	100
SLA FLAT 4TE 2.3/1	2,3	<b>159688</b>	100
SLA FLAT 4TE 3.8/1	3,8	<b>157825</b>	100
SLA FLAT 4TE 9.0/1	9,0	<b>157824</b>	100
SLA FLAT 4TE 9.0/8	9,0	<b>159529</b>	50
SLA FLAT 4TE 1.5/24	1,5	<b>159474</b>	10
SLA FLAT 4TE 2.3/24	2,3	<b>159689</b>	10
SLA FLAT 4TE 3.8/24	3,8	<b>159476</b>	10
SLA FLAT 4TE 9.0/24	9,0	<b>159477</b>	10
<b>For BLA socket block</b>			
<b>Light outlet: square height 17 mm</b>			
SLA FLA 3.8/1	3,8	<b>148286</b>	100
SLA FLA 9.8/1	9,8	<b>148326</b>	100
<b>Unplugging aid</b>			
BLA AHZH		<b>134041</b>	10

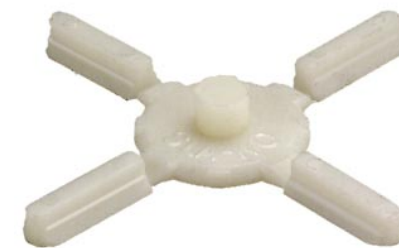
No. poles	Type	Cat. No.	Qty.
<b>Height 31.3 mm</b>			
4	BLA AH 4 GR.1 OR	<b>132676</b>	20
5	BLA AH 5 GR.1 OR	<b>132686</b>	20
6	BLA AH 6 GR.1 OR	<b>132696</b>	20
7	BLA AH 7 GR.1 OR	<b>132706</b>	20
8	BLA AH 8 GR.1 OR	<b>132716</b>	20
9	BLA AH 9 GR.1 OR	<b>132726</b>	20
10	BLA AH 10 GR.1 OR	<b>132736</b>	20
11	BLA AH 11 GR.1 OR	<b>132746</b>	20
12	BLA AH 12 GR.1 OR	<b>132756</b>	20
<b>Height 41.4 mm</b>			
13	BLA AH 13 GR.2 OR	<b>132766</b>	10
14	BLA AH 14 GR.2 OR	<b>132776</b>	10
15	BLA AH 15 GR.2 OR	<b>132786</b>	10
16	BLA AH 16 GR.2 OR	<b>132796</b>	10
17	BLA AH 17 GR.2 OR	<b>132806</b>	10
18	BLA AH 18 GR.2 OR	<b>132816</b>	10
19	BLA AH 19 GR.2 OR	<b>132826</b>	10
20	BLA AH 20 GR.2 OR	<b>132836</b>	10
21	BLA AH 21 GR.2 OR	<b>132846</b>	10
22	BLA AH 22 GR.2 OR	<b>132856</b>	10
23	BLA AH 23 GR.2 OR	<b>132866</b>	10
24	BLA AH 24 GR.2 OR	<b>132876</b>	10

### SLAD TE dividing element

Type	Cat. No.	Qty.
SLAD TE	<b>132346</b>	100

For forming compartments with SLAD for the BL/SLA system  
Insertable in the lower guide groove at the interface between two SLAD segments


### SLA KO coding element




Type	Cat. No.	Qty.
SLA KO	<b>132356</b>	100

for the BLA/SLA


### SLAS RF15 mounting hood KF combi-foot

for the BLA/SLA and BLZ/SL system  
for using the SLS on mounting rail.



Type	Cat. No.	Qty.
SLAS RF15 OR	<b>157173</b>	50

For engagement of TS 15


SLAS KF OR	<b>157646</b>	50
------------	---------------	----

For engagement of TS 32 or TS 35

Number RF or KF	No. poles SLAS; SLS 5.08
1	4; 6; 8; (4 - 9)
2	10; 12; 16; 20; 24; (10 - 24)

### SLA BB1...6R mounting sets

For the use of all blocks with split dovetail from the BLA/SLA, BLZ 5.08/SL 5.08 and BLZ 5.00/SL 5.00, BLZ 7.62/SL 7.62 and BLZ 7.5/SL 7.5




Mounting bracket width **7,62 mm**

Type	Cat. No.	Qty.
<b>SL BB1R OR SET</b>	<b>171343</b>	20
For engagement on pin blocks with split dovetail in order to screw the pin headers (insert) to the printed circuit boards. Use in connection with SLA BB2R enables tight connection to socket block. Screw: Pozidrive 2.9 x 6		
<b>SL BB2R OR SET</b>	<b>171344</b>	20
For engagements on socket blocks with split dovetail, in order to firmly connect the socket blocks to the pin headers with the help of SLA BB1R. Screw: Pozidrive with 2.9 x 16 tallow-drop head		
<b>SL BB5R OR SET</b>	<b>172346</b>	20
Mounting bracket with two M2 threaded bushes for engagement on pin blocks with split dovetail, in order to screw the pin headers to the printed circuit board. Use in connection with SLA BB6R enables tight connection to socket blocks. Screw: M 2 x 5. Pozidrive 2.9 x 6		
<b>SL BB6R OR SET</b>	<b>172347</b>	20
For engagement on socket blocks with split dovetail, in order to firmly connect the socket blocks to the pin header with the help of SLA BB5R. Screws: M 2 x 16 with shank.		

### SLA BB11...12R mounting sets

For the use of all blocks with split dovetail from the BLA/SLA, BLZ 5.08/SL 5.08 and BLZ 5.00/SL 5.00, BLZ 7.62/SL 7.62 and BLZ 7.5/SL 7.5



Mounting bracket width **5,08 mm**

Type	Cat. No.	Qty.
<b>SLA BB11R OR SET</b>	<b>160412</b>	20
Mounting bracket with two M 2.5 threaded bushes for engagement on pin connectors (insert) with split dovetail, in order to screw the pin blocks to the printed circuit boards. Use in connection with SLA BB12R enables tight connection to socket blocks. Screw: M 2.5 x 6. Pozidrive 2.2 x 6		
<b>SLA BB12R OR SET</b>	<b>159345</b>	20
For engagement on socket blocks with split dovetail, in order to firmly connect the socket blocks to the pin headers with the help of SLA BB11R. Screw: M 2.5 x 15		

### Mounting guide - socket blocks to pin blocks


	SL BB 1R	SL BB 2R	SLA BB 4	SL BB 5R	SL BB 6R	SLA BB 8	SLA BB 8RH	SLA BB 11R	SLA BB 12R	SLA BB14	SL 135 BB15
for socket blocks BLA/BLZ 5.08/BLZ 5.00/BLZ 7.62/BLZ 7.50		●			●				●		
for pin headers SLA/SL 5.08/SL 5.00/SL 7.62/SL 7.50	●			●				●			
for SLAD	●									●	
for SL 5.08/135/SL 5.00/135											●
for SLA KU/SL 5.08 KU*			●								
for SLAS; SLS			●			●	●				
Mounting bracket width											
	●	●	●	●	●	●	●	●	●	●	●
Screw connection (connection between the two mounting brackets)				●	●			●	●	●	●
	●	●	●								●
<b>Counterpart</b>	SL BB 2R	SL 135 BB SLA BB 4	SL BB 2R	SL BB 6R	SL BB 5R	no counterpart required		SLA BB 12R	SLA BB 11R	SLA BB 14	SLA BB 12R
											SLA BB 2R

\* Mounting bracket already attached to component

## SLA BB4/8 mounting brackets

for the BLA/SLA system, snaps onto SLAS pin block.

查询\*151386\* 供应商



Mounting bracket width **7.62 mm**

Type	Cat. No.	Qty.
<b>SLA BB4 OR</b>	<b>157172</b>	50

SLAS, SLS and SLA KU on a level base. Use in connection with SLA BB2 or SLA BB2R enables tight connection to the socket block.

Type	Cat. No.	Qty.
<b>SLA BB8RH OR</b>	<b>144606</b>	20


For mounting the SLAS or SLS on a level base. The fixing hoods enable a tight connection to the socket block with lateral dovetail guide. When mounting several pin blocks in a row, one mounting bracket can be used for two pin blocks.

Type	Cat. No.	Qty.
<b>SLA BB8 OR</b>	<b>159284</b>	20

For mounting the SLAS or SLS on a level base. When mounting several pin headers in a row, one mounting bracket can be used for two pin blocks.

## SLA BB14 mounting bracket

for the BLA/SLA system.



Mounting bracket width **5.08 mm**


Type	Cat. No.	Qty.
<b>SLA BB14 OR</b>	<b>159420</b>	100

For engagement on the SLAD pin block, in order to screw the pin headers to printed circuit boards. Use with SLA BB12R enables tight connection to socket block.

Template on request

## KSW 4 marking strips

for the BLA/SLA and BLZ 5.08/SL 5.08 systems.\*




Type	Cat. No.	Sheet/Qty.
KSW 4 8/5.08 1-8	<b>163020 0001</b>	100
KSW 4 16/5.08 1-16	<b>163016 0001</b>	100
KSW 4 24/5.08 1-24	<b>163018 0001</b>	100
KSW 4 8/5.08 25-32	<b>163020 0025</b>	100
KSW 4 8/5.08 33-40	<b>163020 0033</b>	100
KSW 4 8/5.08 41-48	<b>163020 0041</b>	100
KSW 4 16/5.08 49-64	<b>163016 0049</b>	100
KSW 4 16/5.08 65-80	<b>163016 0065</b>	100
KSW 4 16/5.08 81-96	<b>163016 0081</b>	100
<b>special print</b>		
KSW 4 < 50 mm special print	<b>162991 -</b>	1
KSW 4 < 100 mm special print	<b>162993 -</b>	1
KSW 4 < 150 mm special print	<b>162995 -</b>	1

### Without print

KSW 4 < 150 mm		
Special print, blank	<b>163001</b>	100

## Strain reliefs

For the BLA/SLA, BLAT ZE4 systems from BLAT 4 on. BLT 5.08/5 and BLAT ZE 8 from BLAT8 and BLT 5.08/9 on. BLAC ZE for the BLA/SLA system, for use on the BLAC and BLC 5.08 socket blocks.



Type	Cat. No.	Qty.
<b>BLAC ZE</b>		
<b>BLAZT ZE</b>		
BLAT ZE4 OR	<b>157798</b>	50
BLAT ZE8 OR	<b>157801</b>	50
BLAC ZE4 OR	<b>157799</b>	50
BLAC ZE8 OR	<b>157802</b>	50

\* Marking material for other pitch dimensions available on request.

\* Products with printed marking per Tempo-Print available on request.

## CM 6 crimping machine

HTF-DFF crimping tool

DFFC EW removal tool



Type	Cat. No.	Qty.
CM 6	<b>901274</b>	1
Crimping machine		
CM 6 ABIE	<b>901281</b>	1
Crimping machine with insulation stripping length		
CW DFF 0,5-1,0 mm	<b>901286</b>	1
Rapid change crimping machine		
CW DFF 1,5-2,5 mm	<b>901287</b>	1
Schnellwechselkrimpwerkzeug		
HTF-DFF 0,22-2,5 mm	<b>901414</b>	1
Crimping machine		
DFFC EW	<b>901421</b>	2
Removal tool		

## DFFC crimp contacts

insertable in the BLAC and BLC 5.08 socket blocks.



### Tin-plated version

Type	Cat. No.	Qty.
<b>Bandolier contacts</b>		
DFFC 0.22-0.35 SN 3000	<b>160423</b>	3000
DFFC 0.5-1.0 SN 3000	<b>148000</b>	3000
DFFC 1.5-2.5 SN 2500	<b>148010</b>	2500
<b>Individual contacts</b>		
DFFC 0.22-0.35 SN E	<b>160425</b>	250
DFFC 0.5-1.0 SN E	<b>156706</b>	250
DFFC 1.5-2.5 SN E	<b>156707</b>	250


### Silver-plated version

Type	Cat. No.	Qty.
<b>Bandolier contacts</b>		
DFFC 0.5-1.0 Ag 3000	<b>154030</b>	3000
DFFC 1.5-2.5 Ag 2500	<b>154040</b>	2500
<b>Individual contacts</b>		
DFFC 0.5-1.0 Ag E	<b>156710</b>	250
DFFC 1.5-2.5 Ag E	<b>156711</b>	255

## Accessories BLZ/SL 5.00, 5.08, 7.50, 7.62 connectors

[查询"151386"供应商](#)

### KSW marking strips



#### for BLZ 5.08/SL 5.08

Type	Cat. No.	Sheet/Qty.
KSW 4 8/5.08 1-8	<b>163020 0001</b>	100
KSW 4 16/5.08 1-16	<b>163016 0001</b>	100
KSW 4 24/5.08 1-24	<b>163018 0001</b>	100
KSW 4 8/5.08 25-33	<b>163020 0025</b>	100
KSW 4 8/5.08 33-40	<b>163020 0033</b>	100
KSW 4 8/5.08 41-48	<b>163020 0041</b>	100
KSW 4 16/5.08 49-64	<b>163016 0049</b>	100
KSW 4 16/5.08 65-80	<b>163016 0065</b>	100
KSW 4 16/5.08 81-96	<b>163016 0081</b>	100
<b>special print</b>		
KSW 4 < 50 mm special print	<b>162991 -</b>	1
KSW 4 < 100 mm special print	<b>162993 -</b>	1
KSW 4 < 150 mm special print	<b>162995 -</b>	1

#### for BLZ 7.62/SL 7.62

<b>Without print</b>		
KSW 4 < 150 mm		
special print, blank	<b>163001 -</b>	1
KSW 4 12/7.62 1-12	<b>165227 0001</b>	1
KSW 4 12/7.62 13-24	<b>165227 0013</b>	1

#### for BLZ 5.00/SL 5.00

Type	Cat. No.	Sheet/Qty.
KSW 4 12/5 1-12	<b>163013 0001</b>	100
KSW 4 12/5 13-24	<b>163013 0013</b>	100
KSW 4 18/5 1-18	<b>163013 0001</b>	100
KSW 2.5 16/5 1-16	<b>163007 0001</b>	100
KSW 2.5 20/5 1-20	<b>163008 0001</b>	100
KSW 2.5 20/5 21-40	<b>163008 0021</b>	100
KSW 2.5 20/5 41-60	<b>163008 0041</b>	100
KSW 2.5 20/5 61-80	<b>163008 0061</b>	100

#### for BLZ 7.50/SL 7.50

Type	Cat. No.	Sheet/Qty.
KSW 4 12/7.5 1-12	<b>163014 0001</b>	100
KSW 4 12/7.5 13-24	<b>163014 0013</b>	100
KSW 4 12/7.5 25-36	<b>163014 0025</b>	100
KSW 4 12/7.5 37-48	<b>163014 0037</b>	100
KSW 4 12/7.5 49-60	<b>163014 0049</b>	100


#### Without print for BLZ 5.00/SL 5.00 and BLZ 7.50/SL 7.50

Type	Cat. No.	Sheet/Qty.
KSW 4 < 50 mm blank	<b>162997 -</b>	100
KSW 4 < 100 mm blank	<b>162999 -</b>	100
KSW 4 < 150 mm blank	<b>163001 -</b>	100

Special prints on request.  
Direct printing of socket and pin heads with TAMPOPRINT available on request.

### Strain reliefs

both socket blocks and pin headers  
for BLZ/SL 5.00, 5.08



BLZ 5.08 ZE 4


BLZ 5.08 ZE 8

Type	Cat. No.	Qty.
BLZ 5.00 ZE4 OR	<b>165210</b>	50
BLZ 5.00 ZE4 SW	<b>165212</b>	50
BLZ 5.00 ZE8 OR	<b>165204</b>	50
BLZ 5.00 ZE8 SW	<b>165206</b>	50
<hr/>		
BLZ 5.08 ZE4 OR	<b>165211</b>	50
BLZ 5.08 ZE4 SW	<b>165213</b>	50
BLZ 5.08 ZE8 OR	<b>165205</b>	50
BLZ 5.08 ZE8 SW	<b>165207</b>	50

### Strain reliefs

for the BLA/SLA and BLZ 5.0/SL 5.08 systems.

BLAT ZE4 for use from BLAT4 and BLT 5.08/5 or bigger.  
BLAT ZE 8 for use from BLAT8 and BLT 5.08/9 or bigger.  
BLAC ZE for use from BLAC and BLZ 5.08.



BLAC ZE

BLAZT ZE

Type	Cat. No.	Qty.
BLAT ZE4 OR	<b>157798</b>	50
BLAT ZE8 OR	<b>157801</b>	50
BLAC ZE4 OR	<b>157799</b>	50
BLAC ZE8 OR	<b>157802</b>	50

### BLZ KO coding element

for coding pin headers and socket blocks.  
Each coding element has two coding parts for socket blocks and pin headers



Type	Cat. No.	Qty.
BLZ KO SW	<b>154571</b>	100

#### for BLZ/SL 7.50, 7.62



BLZ 7.62 ZE 3

BLZ 7.62 ZE 6

Type	Cat. No.	Qty.
BLZ 7.50 ZE3 OR	<b>165214</b>	50
BLZ 7.50 ZE3 SW	<b>165200</b>	50
BLZ 7.50 ZE6 OR	<b>165216</b>	50
BLZ 7.50 ZE6 SW	<b>165218</b>	50
<hr/>		
BLZ 7.62 ZE3 OR	<b>165215</b>	50
BLZ 7.62 ZE3 SW	<b>165221</b>	50
BLZ 7.62 ZE6 OR	<b>165217</b>	50
BLZ 7.62 ZE6 SW	<b>165219</b>	50

### SL AT compartment dividing element



Type	Cat. No.	Qty.
<b>SL AT OR</b>	<b>159830</b>	100

For forming compartments with all pin blocks in the BLZ 5.08/SL 5.08 and BLZ 5.00/SL 5.00 systems.



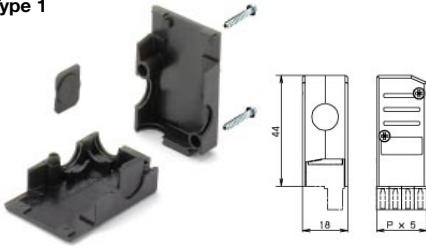
## Accessories BLZ/SL 5.00, 5.08, 7.50, 7.62 connectors

[查询"151386"供应商](#)

### Cover hood BLZ AH

for pin and socket blocks with screw connection, types BLZ 5.00, BLZ 5.08 and SLS 5.08, with 180° orientation.

#### Type 1



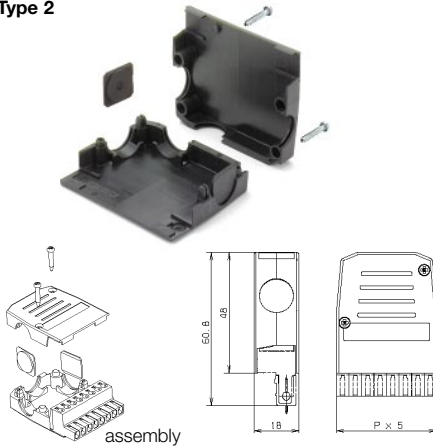
### BLZ AH 4 ... 12

Poles	Type	Cat. No.	Qty.
4	BLZ AH 4 SW	170521	10
5	BLZ AH 5 SW	170522	10
6	BLZ AH 6 SW	170523	10
7	BLZ AH 7 SW	170524	10
8	BLZ AH 8 GR1 SW*	170525	10

#### Max. cable diameter for use with BLZ AH 4...8

Poles	Type	Dia-meter	Sheathed cable	Single wires
4	BLZ AH 4 SW	10,6	4 x 2,5	4 x 2,5
5	BLZ AH 5 SW	10,6	5 x 1,5	5 x 2,5
6	BLZ AH 6 SW	10,6	6 x 1,5	6 x 2,5
7	BLZ AH 7 SW	10,6	7 x 1,5	7 x 2,5
8	BLZ AH 8 GR1 SW*	10,6	8 x 0,75	8 x 2,5

#### Type 2



Poles	Type	Cat. No.	Qty.
8	BLZ AH 8 GR2 SW**	170526	10
9	BLZ AH 9 SW	170527	10
10	BLZ AH 10 SW	170528	10
11	BLZ AH 11 SW	170529	10
12	BLZ AH 12 SW	170530	10

#### Max. cable diameter for use with BLZ AH 8...12

Poles	Type	Dia-meter	Sheathed cable	Single wires
8	BLZ AH 8 GR2 SW**	13,6	8 x 1,5	8 x 2,5
9	BLZ AH 9 SW	13,6	-	9 x 2,5
10	BLZ AH 10 SW	13,6	10 x 1,5	10 x 2,5
11	BLZ AH 11 SW	13,6	-	7 x 2,5
12	BLZ AH 12	13,6	12 x 1,5	12 x 2,5

\* Type 1

\*\* Type 2

Standard colour is black, other colours on request.

### SLDF VR locking latch

Snaps into the SLDF panel mounting connectors. For locking the BLZ with the SLDF. For a tight connection between socket and pin blocks.



Type	Cat. No.	Qty.
SLDF VR SW	159912	100

### SL 135 BB15R mounting bracket

For the BLZ SL 5.00, 5.08 system for locking onto SL 5.00/135 and SL 5.08/135 pin headers



Mounting bracket width 7.62 mm

Type	Cat. No.	Qty.
SL 135 BB15R OR SET	160645	20

For locking onto SL 5.08/135 pin headers, in order to screw the pin headers to the printed circuit boards. Use with SLA BB1R enables tight connection to socket blocks.

### SL FLA floodlight indication

for the BLZ 5.08/SL 5.08 and BLZ 5.00/SL 5.00 systems, engagable on pin header. The height of the light outlet is adapted to the BLZ 5.08 and BLZ 5.00 socket block and the light inlet heights are adapted to standard LEDs.<sup>1)</sup>

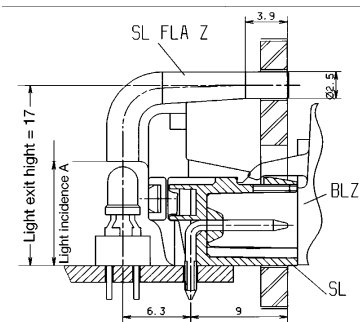


Type	Size A	Cat. No.	Qty.
<b>Light outlet: round, height 17 mm</b>			
SL FLA 1.5/1	1,5	158010	100
SL FLA 2.3/1	2,3	163667	100
SL FLA 3.8/1	3,8	158011	100
SL FLA 9.0/1	9,0	158012	100
SL FLA 1.5/24	1,5	159585	10
SL FLA 2.3/24	2,3	163668	10
SL FLA 3.8/24	3,8	159586	10
SL FLA 9.0/24	9,0	159587	10

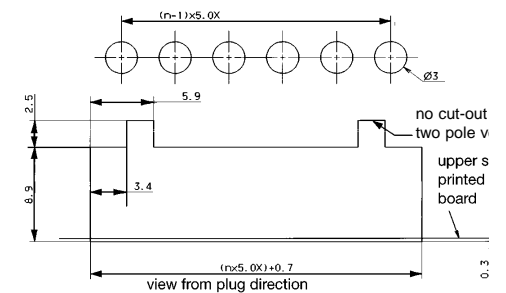
/1 = in single pole version

/24 = in 24 pole version arranged in a row

### Installation and mounting dimensions SL FLA



### Frontplattenausschnitt for SL FLA-Aufbau



<sup>1)</sup> LED indicators for the BLZ 7.5/SL 7.5 and BLZ 7.62/SL 7.62 systems available on request

## Accessories BL 3.5 / SL 3.5 connector system

查询"151386"供应商


### BL/SL 3.5 KO coding element

for coding pin and socket blocks.  
Two coding pins per coding element, for socket and pin block respectively.



Type	Cat. No.	Qty.
BL/SL 3.5 KO SW	<b>161010</b>	100

### KSW mounting stripes for BL 3.5/SL 3.5

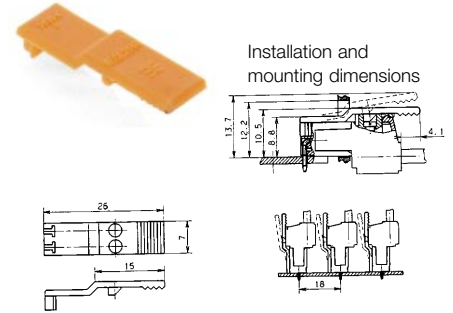


Type	Cat. No.	Sheets/Qty.
KSW 4 8/3.5 1-8	<b>163019 0001</b>	100
KSW 4 16/3.5 1-16	<b>163015 0001</b>	100
KSW 4 24/3.5 1-24	<b>164041 0001</b>	100
KSW 2.5 16/3.5 1-16	<b>165226 0001</b>	100
KSW 2.5 24/3.5 1-24	<b>165225 0001</b>	100
KSW 2.5 24/3.5 25-48	<b>165225 0025</b>	100

Marking strips without prints for self-labelling with STI marking pen on request.  
Special print \* available on request  
Minimum order quantity per print type for special prints:  
100 sheets = 1000 strips.  
Socket and pin blocks can be printed directly with Tampoprint on request.

### BL/SL 3.5 VR locking latch

Locking element that fits on the T-nut contours on the rear of the SL 3.5/90, 110, 135, 180 pin header and is used to affix the pin and socket strips.



Type	Cat. No.	Qty.
BL/SL 3.5 VR OR	<b>166931</b>	100

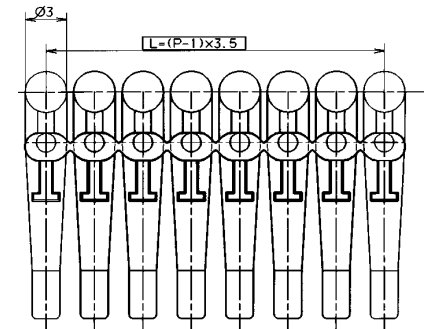
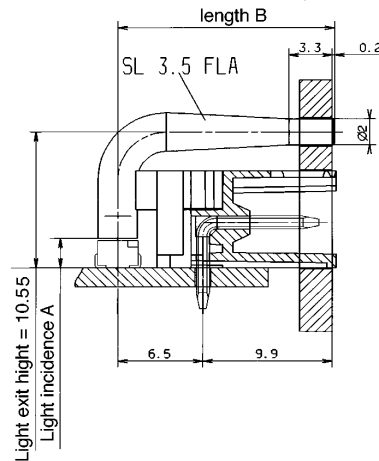
### SL 3.5 FLA LED facility

Engagable on pin headers SL 3.5.  
The height of the light outlet is adapted to the BL 3.5 socket block and the light inlet heights are adapted to the standard LEDs.

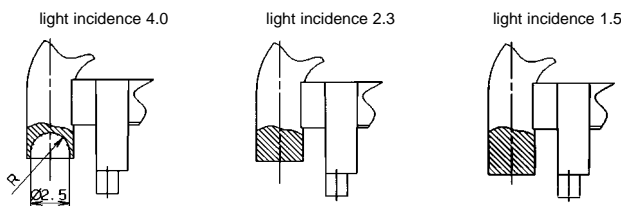


Type	Cat. No.	Light inlet height	Qty.
<b>Light outlet height: round, height 10,55 mm</b>			
SL 3.5 FLA 1.5/8 <sup>1)</sup>	<b>159751</b>	1,5 mm	50
SL 3.5 FLA 2.3/8 <sup>1)</sup>	<b>159752</b>	2,3 mm	50
SL 3.5 FLA 4.0/8 <sup>1)</sup>	<b>159753</b>	4,0 mm	50
SL 3.5 FLA 1.5/1.75/8 <sup>2)</sup>	<b>159763</b>	1,5 mm	50
SL 3.5 FLA 2.3/1.75/8 <sup>2)</sup>	<b>159764</b>	2,3 mm	50
SL 3.5 FLA 4.0/1.75/8 <sup>2)</sup>	<b>159765</b>	4,0 mm	50

### SL 3.5 FLA installation and mounting dimensions



Recommended LED's for the floodlight indication:		
SL 3.5 FLA 1.5	LED im SOT 23-enclosure,	1,3 mm high
SL 3.5 FLA 2.3	TOP-LED	2,1 mm high
SL 3.5 FLA 4.0	wire diode Ø 1,8 mm,	max. 3,8 mm internal height,
(with dustproof cover and convex extension)		max. 2,3 mm external height



<sup>1)</sup> Variant for installation 19" rack-mounted units or according to DIN 43356, for about 2.5 mm front panels  
<sup>2)</sup> Variant with reduced light radiation for about 1 mm front panel

## Accessories BL 3.5 / SL 3.5 connector system

[查询"151386"供应商](#)

### Tools



Type	Cat. No.	Qty.
<b>SDI 0,4 x 2,5 x 80</b>	<b>903705</b>	1
Screwdriver		

### Fixing screws

**PTSC KA**  
22 x 8,5

**PTSC**  
KA 22 x 4,5


**BL 3.5**  
**BEF.SC**



Type	Cat. No.	Qty.
<b>PTSC KA 22 x 8,5</b>	<b>164096</b>	100
For fixing SLD 3.5V pin blocks with PCB.		
<b>PTSC KA 22 x 4,5</b>	<b>161074</b>	100
For fixing SL 3.5/110 and SL 3.5/135, SL 3.5/F and SLD 3.5 (F) pin blocks with PCB. For SLD 3.5 also to attach the built-in mounting bracket to the PCB.		
<b>BL 3.5 BEF.SC</b>	<b>160934</b>	100
For screwing BL 3.5/F socket blocks with flange to SL 3.5/F pin blocks with flange.		

### BL 3.5 ZE strain relief

simultaneously an insertion and extraction tool for BL 3.5




Type	Cat. No.	Qty.
<b>BL 3.5 ZE 3 OR</b>	<b>162968</b>	50
<b>BL 3.5 ZE 3 SW</b>	<b>162782</b>	50
<b>BL 3.5 ZE 8 OR</b>	<b>162969</b>	50
<b>BL 3.5 ZE 8 SW</b>	<b>162783</b>	50
Strain relief device BL 3.5 ZE can be snap-fitted to the bottom of the corresponding BL 3.5:		
<b>BL 3.5 ZE 3</b> = 3 to 7-pole socket blocks		
<b>BL 3.5 ZE 8</b> = 8 to 24-pole socket blocks		

## BE/SE connector system

### System overview [查询"151986"供应商](#)

- Screw connection max. 2.5 mm<sup>2</sup>
- Coding without loss of poles
- Pitch 5.08 mm and 7.62 mm



Technical data*	
Through resistance, pin conductor	mΩ
Mating force	N
Unmating force	N
Mating cycles	
Vibration resistance (to VDE 0611)	
Insulation	
Screw connection	
Plating	
Contact spring	
Contact pin	
Plating	

Characteristic system values	
Pitch	mm
	mm

PCB mounting hole	ø mm
Insulation stripping length	mm
Clamping screw	M
Clampable conductors	
Max. Clamping range	mm <sup>2</sup>
solid H05(07)V-U	mm <sup>2</sup>
flexible H05(07)V-K	mm <sup>2</sup>
with ferrules to DIN 46228/1	mm <sup>2</sup>
with plastic collar	mm <sup>2</sup>
Conductor size	AWG
Gauge pin to EN 60947-1/10.91	Size

VDE rated data	
Rated cross-section	mm <sup>2</sup>
Rated current	A
Current-carrying capacity	A
Reference voltage	V~
	V~
Test voltage	kV~
Test torque/rated torque	Nm

UL rated data	
Rated voltage, industrial/commercial	300/250
Rated current	10
Conductor sizes	AWG

Tightening torque	
Screwdriver Type SD/SDI	

Approvals	

	≤ 5,7
	4...6
	3...5
	≤ 50
	≤ 10 g
	PA 66
	St 4
	8 μm Zn/C
	CuSn, greased
	CuZn
	tin-plated

	5,08 max. 15 poles in a row
	7,62 max. 10 poles in a row

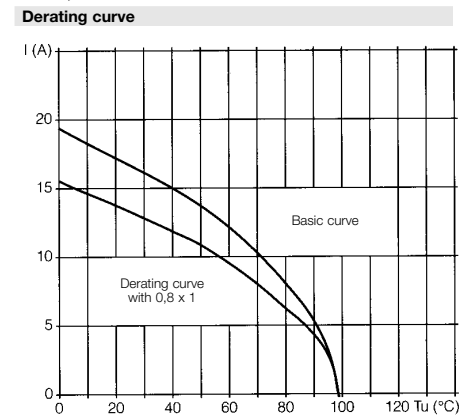
	1,3+0,1
	7
	2,5
	0,33...2,5
	0,5...2,5
	0,5...2,5
	0,5...2,5
	0,5...2,5
	22...14
	A3

	2,5
	10
	See derating curves
	250, group C, at pitch 5,08
	380, group C, at pitch 7,62
	380, group B, at pitch 5,08
	500, group B, at pitch 7,62
	2,0, at pitch 5,08
	2,5, at pitch 7,62
	0,4

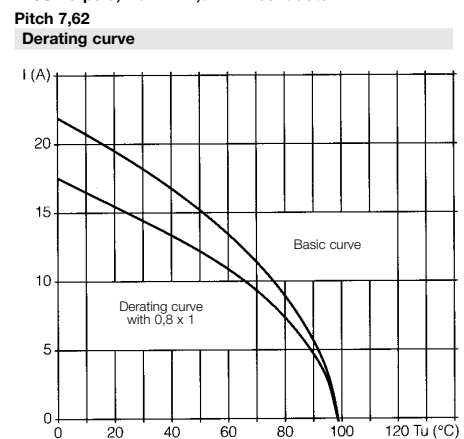
	300/250
	10
	22...14

	List on request
--	-----------------

### Pitch 5,08



### BE/SE 6-pole, H07V-K 2,5 mm<sup>2</sup> conductor




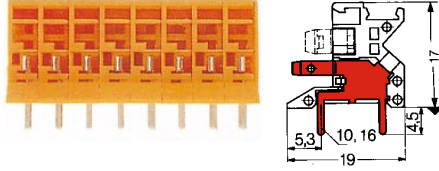
### BE/SE 6-pole, H07V-K 2,5 mm<sup>2</sup> conductor

For the mounting of PCBs, it should be noted that the rated data given in the catalogue relate only to the connection elements. The necessary creepage and clearance paths must be observed in connection with the respective applicant in accordance to VDE 0110. The current-carrying capacity is to be determined according to DIN IEC 326 P.3.

\* See section 9/tools for other versions


**Pin headers**

**SE 5/2 ... 10**



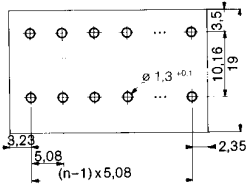
**Socket blocks**

**BE 5/2 ... 10**



**Pitch 5,08**

**Pin layout**



**Pitch 5,08**

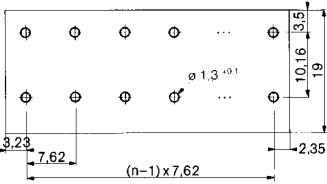
No. of poles	Type	Cat. No.	Qty.
2	SE 5/2 OR	<b>023206</b>	100
3	SE 5/3 OR	<b>023216</b>	100
4	SE 5/4 OR	<b>023226</b>	100
5	SE 5/5 OR	<b>023236</b>	50
6	SE 5/6 OR	<b>023246</b>	50
7	SE 5/7 OR	<b>023256</b>	50
8	SE 5/8 OR	<b>023266</b>	50
9	SE 5/9 OR	<b>023276</b>	50
10	SE 5/10 OR	<b>023286</b>	50

**Pitch 5,08**

No. of poles	Type	Cat. No.	Qty.
2	BE 5/2 OR	<b>023116</b>	100
3	BE 5/3 OR	<b>023126</b>	100
4	BE 5/4 OR	<b>023136</b>	100
5	BE 5/5 OR	<b>023146</b>	50
6	BE 5/6 OR	<b>023156</b>	50
7	BE 5/7 OR	<b>023166</b>	50
8	BE 5/8 OR	<b>023176</b>	50
9	BE 5/9 OR	<b>023186</b>	50
10	BE 5/10 OR	<b>023196</b>	50

**Pitch 7,62**

**Pin layout**



**Pitch 7,62**

No. of poles	Type	Cat. No.	Qty.
2	SE 5/2 ZP OR	<b>023386</b>	100
3	SE 5/3 ZP OR	<b>023396</b>	100
4	SE 5/4 ZP OR	<b>023406</b>	100
5	SE 5/5 ZP OR	<b>023416</b>	50
6	SE 5/6 ZP OR	<b>023426</b>	50
7	SE 5/7 ZP OR	<b>023436</b>	50
8	SE 5/8 ZP OR	<b>023446</b>	50
9	SE 5/9 ZP OR	<b>023456</b>	50
10	SE 5/10 ZP OR	<b>023466</b>	50

**Pitch 7,62**

No. of poles	Type	Cat. No.	Qty.
2	BE 5/2 ZP OR	<b>023296</b>	100
3	BE 5/3 ZP OR	<b>023306</b>	100
4	BE 5/4 ZP OR	<b>023316</b>	100
5	BE 5/5 ZP OR	<b>023326</b>	50
6	BE 5/6 ZP OR	<b>023336</b>	50
7	BE 5/7 ZP OR	<b>023346</b>	50
8	BE 5/8 ZP OR	<b>023356</b>	50
9	BE 5/9 ZP OR	<b>023366</b>	50
10	BE 5/10 ZP OR	<b>023376</b>	50

**Accessories**

	Type	Cat. No.	Qty.
Dividing plate	SE 5 ZP OR	<b>014406</b>	50
End plate	SE 5 AP OR	<b>014276</b>	50
Coding/locking piece			
Test plug	PS 2.3 RT	<b>018040</b>	20
Cross-connection			
Marking tags	dekafix 5 FW*	<b>047346</b>	500


	Type	Cat. No.	Qty.
	BE 5 ZP OR	<b>014426</b>	50
	BE 5 AP OR	<b>014416</b>	50
	SGE 5 KV1 GR	<b>017286</b>	100
	BL QB 10	<b>130280</b>	10
	dekafix 5 FW*	<b>047346</b>	500

\* See section 8 for other versions

**Connector with screw connection to DIN 41612**

UESD B32 / UESD S32 [查询"151386"供应商](#)

**System overview**



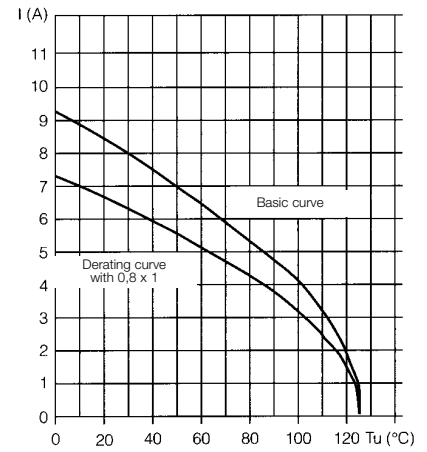
Euro cards with connectors to DIN 41612 are the state of the art in reference to 19" electronic plug-in modules in the field of measurement and control technology.

The 32-pole Weidmüller connector to DIN 41612 consists of the UESD B32 socket block with the Weidmüller TOP 1.5 K screw connection element and the UESD S32/90° and 180° pin blocks. This connector is ideal for a disconnectable conductor with screw connection to assemblies in 19" modules which are mounted in rows at a distance of 4 pitch units.

**Features:**

- Screw connection for DIN 41612, Version D
- TOP 1.5 K
- Cable entry and screw direction parallel
- Plating of contacts adapted to function, gold-plated contact area, tin-plated solder area

**Derating curve**



**UESD B32 with UESD S32/90, H07V-K 1,5 mm<sup>2</sup> conductor**

Material data	
Insulation	
Colour	
Temperature range	°C
Flammability class	
Basic contact material	
Contact plating	
TOP 1.5 K connection	

PBT, glass fibre reinforced
orange, grey
-55...+120
UL 94 V0
CuSn
Steel

Characteristic system values	
Pitch	mm
Clearance	mm
Creepage path	mm
Polarisation	
Solder pin length	mm
PCB mounting hole	mm
Clamping screw	M
Insulation resistance	M Ω
Through resistance	m Ω
Mating cycles	

5,08
≥3,4 (S32), ≥4,0 (B32)
≥3,4 (S32), ≥4,0 (B32)
Screw connection
2,8 (S32/90°)
3,7 (S32/180°)
1,0 +0,1
2,5
≥10 <sup>5</sup>
≤11
≤400

Connectable conductors	
max. clamping range	mm <sup>2</sup>
solid H05(07)V-U	mm <sup>2</sup>
flexible H05(07)V-K	mm <sup>2</sup>
with ferrules to DIN 46228/1	
H05V-K with plastic collar to DIN 46228, T.4	mm <sup>2</sup>
H07V-K without plastic collar to DIN 46228, T.1	mm <sup>2</sup>
Conductor sizes	AWG
Insulation stripping length for conductors w/o ferrules	mm
Insulation stripping length for conductors with ferrules	mm
Gauge pin to EN 60947-1/7.92	Size

0,13...2,5
0,5...2,5*
0,5...1,5
0,5...1,0
1,5
24...16
14
10...14 (to DIN 46228)**
A1

VDE rated data	
Rated cross-section	mm <sup>2</sup>
Rated current	A
Current-carrying capacity	
Rated voltage	V~
	V~
Test voltage	kV~
Test torque/rated torque	Nm

1,5
6
see derating curve
250, group C (B32)
125, group C (S32)
1,75
0,4

UL rated data/CSA	
Conductor sizes	AWG
Rated current	A
Rated voltage, industrial	V~

24...16
4
300

Tightening torque	
Screwdriver Type SD/SDI***	

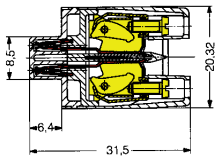
Approvals	
-----------	--

List on request

\* Conductor insulation diameter < 3,3 mm  
 \*\* Dependent on conductor and ferrule used  
 \*\*\* See section 9/tools for other versions

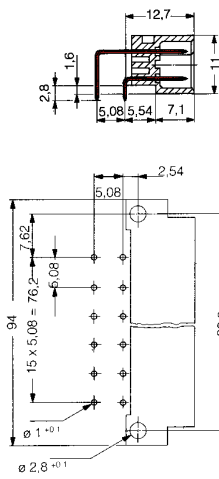
## UESD B32

[查询"151386"供应商](#)



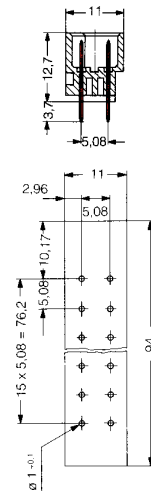
No. of poles	Type	Cat. No.	Qty.
32	UESD B32 OR	<b>157758</b>	2
32	UESD B32 GR	<b>160848</b>	2

## UESD S32/90



No. of poles	Type	Cat. No.	Qty.
32	UESD S32/90 OR	<b>159625</b>	10
32	UESD S32/90 GR	<b>160849</b>	10

## UESD S32/180



No. of poles	Type	Cat. No.	Qty.
32	UESD S32/180 OR	<b>159626</b>	10
32	UESD S32/180 GR	<b>160850</b>	10

### Accessories


#### Fixing screws

For fastening pin block UESD S32/90

Type	Cat. No.	Qty.
M 2,5 x 10 Fixing screw	<b>160945</b>	100
M 2,5 Fixing nut	<b>160946</b>	100

#### Fixing hook

For snap-fitting to socket block UESD B32, with or without strain relief.



	UESD B32 VRL SW <b>162705</b>	50
	UESD B32 VRR SW <b>162706</b>	50
	UESD B32 VRL ZE SW <b>162707</b>	50
	UESD B32 VRR ZE SW <b>162708</b>	50

#### Tools

Manual screwdriver		
Electric screwdriver		
Insulation stripping tool		

SDI 0,5 x 3,0 x 75	<b>049380</b>	1
DMS 2	<b>064000</b>	1
stripax 0,08...6 mm <sup>2</sup>	<b>900500</b>	1

**AICS RS 232 / LWL**  
**Interface converter**  
[查询"151386"供应商](#)

**AICS**

Instead of having additional components along the transfer path, this innovative concept reduces the number of parts in the transfer chain. This is achieved by **Integration of electrical functions in the connector**. In contrast to conventional technology we speak here of AICS (**ACTIVE INTELLIGENT CONNECTING SYSTEM**).

- Minimises wiring through active components in the connector
- Reduces number of interfaces
- Saves costs
- Makes process more reliable
- Simplifies maintenance
- Miniaturisation



AICS locking foot

**Fibre optics**

**Optical data transmission via glass fibres** offers decisive advantages compared to copper cables in terms of resistance to electromagnetic interference, transmission distance and speed. Moreover fibre optics easily and quickly fulfil the European Standard (EN) on EMC. Interference-free transmission of data in an electromagnetically strongly polluted industrial environment is inexpensive and works reliably from the very beginning. For this reason the products first launched were converters from electrical signals into optical signals. The extensive market for V.24/RS-232C is particularly interesting (**AICS RS-232/LWL**).

**Advantages of glass fibre optics**

- Increased reliability
  - no effect by electromagnetic interference
  - absolute potential separation
  - overvoltage-safe
  - no echos
  - bugging-proof
- Do not create electromagnetic interference
- Long transmission distances through low attenuation
- Very high transmission speeds
- Simple connection
- Low cable weight
- Easy to lay in conduits

**Description of system**

>The fibre optic modules permit asynchronous full-duplex transmission for serial V.24/RS-232C-interfaces with software handshake (Xon/Xoff protocol) via a fibre optic duplex cable.

Two different module technologies are available:

For distances up to 60 m we recommend the use of modules for low-cost PMMA cable (..LWL-K). These can be assembled without special tools. For longer distances it is necessary to use modules for glass fibre cables (..LWL-G) - through low attenuation distances up to 2000 m are possible.

A DTE/DCE switching is integrated to permit matching to all RS-232C interfaces.

The modules is designed as a connector in a metallised SUB-D housing and can be attached like a standard SUB-D connector to a 25-pole RS-232C interface. For simple attachment to a TS 35 rail there is a simpler form in a compact plastic housing. Connection to the RS-232 interface ensue via a 9pole SUB-D connector. For easy function monitoring we have integrated LEDs for power / receive and transmit.

If power supply via the SUB-D connector, a separate power supply can be plugged in via a 3-pole connector.

Fibre optic connection uses an FSMA connector.

**EMC testing**

All modules fulfil the EMC standards for:

- Freedom from interference
  - EN50082 T1+2,
  - IEC 801 -2/-3/-4 Level 3
- Interference emission
  - EN55022 Level. B

**Uses**

- Data transfer
- Control technology
- Measurement and regulation
- Ex-environments

**Applications**

- Bridging large distances between 2 devices (computer and/or peripherals)
- Use as a serial RS-232C interface in a EM-polluted environment, e.g.:
  - attaching a printing to an industrial PC, control etc.
  - remote monitoring, programming, operation of controls and the like.



## AICS RS 232/LWL

Interface converter  
[www.weidmuller.com](http://www.weidmuller.com) 查询151386"供应商

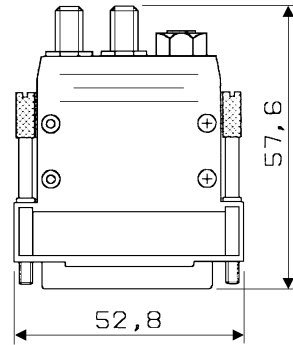
The RS 232/LWL module permits asynchronous full-duplex transmission via fibre optics for the V.24/RS-232-C-interface. The equipment attached must be suitable for software handshake (X<sub>on</sub>/X<sub>off</sub> protocol).

Features:

- Transmission distance up to 2000 m (glass fibre) and 60 m (PMMA fibre)
- Switchable pin layout (DTE/DCE)
- Simple connection
- Compact design
- Can be integrated into existing systems

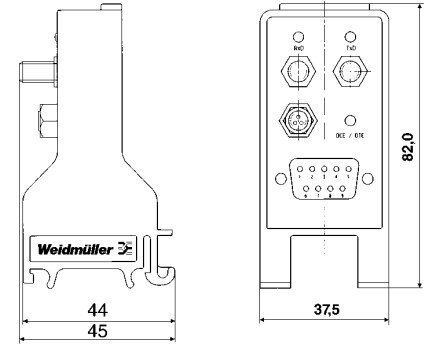
## AICS RS 232/LWL S

Connector

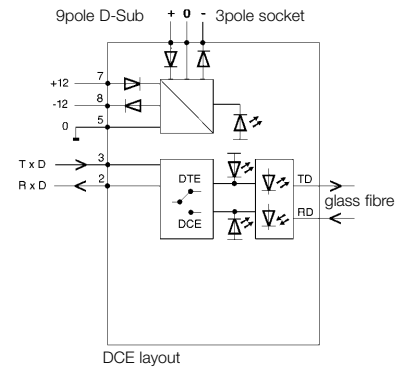
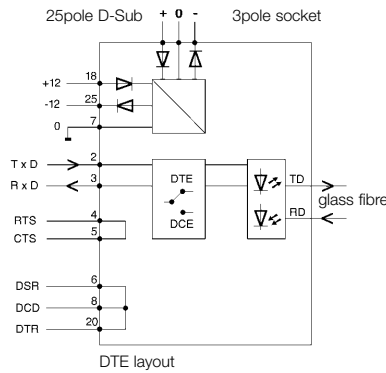


## AICS RS 232/LWL R

Latchable on TS 35



### Principle schematic circuit diagram/pin connection



### Ordering data

#### for PMMA fibre (to 60 m)

Type	Cat. No.	Qty.
D-SUB pin	AICS RS 232/LWL-K/S S <b>167683</b>	1
D-SUB socket	AICS RS 232/LWL-K/S B <b>167684</b>	1

#### for glass fibre (to 2000 m)

Type	Cat. No.	Qty.
D-SUB pin	AICS RS 232/LWL-G/S S <b>163502</b>	1
D-SUB socket	AICS RS 232/LWL-G/S B <b>167682</b>	1

Type	Cat. No.	Qty.
AICS RS 232/LWL-K/S S	<b>167683</b>	1
AICS RS 232/LWL-K/S B	<b>167684</b>	1

Type	Cat. No.	Qty.
AICS RS 232/LWL-G/S S	<b>163502</b>	1
AICS RS 232/LWL-G/S B	<b>167682</b>	1

Type	Cat. No.	Qty.
AICS RS 232/LWL-K/R S	<b>167686</b>	1
AICS RS 232/LWL-K/R B	<b>167687</b>	1

Type	Cat. No.	Qty.
AICS RS 232/LWL-G/R S	<b>163503</b>	1
AICS RS 232/LWL-G/R B	<b>167685</b>	1

### Technical data

#### RS-232-Interface

Electric Specifications	V.24/RS 232 with DTE/DCE switching
Data rate	DC-200 kBaud
Max. transmission links	15 m
Connection	25pol. D-SUB (pin or socket)

Electric Specifications	V.24/RS 232 with DTE/DCE switching
Data rate	DC-200 kBaud
Max. transmission links	15 m
Connection	9pol. D-SUB (pin or socket)

#### LWL-Interface

Fibre type	1000 µm
Wavelength	660 nm
Coupled power	160 µW (-8 dBm)
Sensitivity	1,6 µW (-28 dBm)
Typical distance (+ reserve)	60 m (+3 dB)
Optical connection	F-SMA

for PMMA fibre	for glass fibre
1000 µm	50/125 µm
660 nm	850 nm
160 µW (-8 dBm)	10 µW (-20 dBm)
1,6 µW (-28 dBm)	1 µW (-30 dBm)
60 m (+3 dB)	2000 m (+3 dB)
F-SMA	F-SMA

for PMMA fibre	for glass fibre
1000 µm	50/125 µm
660 nm	850 nm
160 µW (-8 dBm)	10 µW (-20 dBm)
1,6 µW (-28 dBm)	1 µW (-30 dBm)
60 m (+3 dB)	2000 m (+3 dB)
F-SMA	F-SMA

#### General Data

Supply voltage	±12V dc (±5%)
Current uptake	+100/-20 mA
Connection	via D-SUB or 3pole shell connector
Housing	D-SUB (metallized plastic cover)
Protection	IP 20
Storage temperature	-20°C bis +85°C
Operating temperature	-10°C bis +65°C
Special features	Handshake-cable bridged (4+5/6+8+20)

Supply voltage	±12V dc (±5%)
Current uptake	+100/-20 mA
Connection	via D-SUB or 3pole shell connector
Housing	Rail-mounting housing for TS 35 (plastic PA 66, black)
Protection	IP 20
Storage temperature	-20°C bis +85°C
Operating temperature	-10°C bis +65°C
Special features	LED for power / receive and transmit

#### Electromagnetic compatibility

Interference resistance	EN 50082 T1/T2, IEC 801-2/-3/-4
Interference generation	EN 55022 Kl. B

Interference resistance	EN 50082 T1/T2, IEC 801-2/-3/-4
Interference generation	EN 55022 Kl. B

#### Accessories

Power supply	on request
Optical cable	on request