

2SA1344
2SC3398

T-37-13
T-35-11



2018A

PNP/NPN Epitaxial Planar Silicon Transistors

Switching Applications

(with Bias Resistances $R_1=10k\Omega$, $R_2=10k\Omega$)

©1286C

Applications

- Switching circuit, inverter circuit, interface circuit, driver circuit.

Features

- Built-in bias resistor ($R_1=10k\Omega$, $R_2=10k\Omega$).
- Small-sized package (CP).

(): 2SA1344

Absolute Maximum Ratings/ $T_a=25^\circ\text{C}$

			unit
Collector to Base Voltage	V_{CB0}	(-)50	V
Collector to Emitter Voltage	V_{CEO}	(-)50	V
Emitter to Base Voltage	V_{EBO}	(-)10	V
Collector Current	I_C	(-)100	mA
Peak Collector Current	i_{cp}	(-)200	mA
Collector Dissipation	P_C	200	mW
Junction Temperature	T_j	150	$^\circ\text{C}$
Storage Temperature	T_{stg}	-55 to +150	$^\circ\text{C}$

Electrical Characteristics/ $T_a=25^\circ\text{C}$

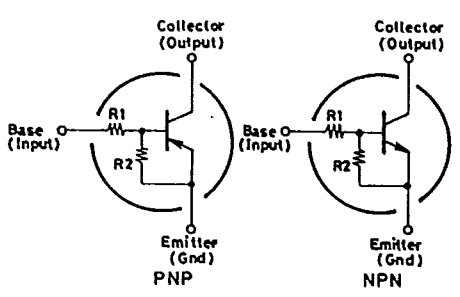
			min	typ	max	unit
Collector Cutoff Current	I_{CBO}	$V_{CB}=(-)40\text{V}, I_E=0$			(-)0.1	μA
Collector Cutoff Current	I_{CEO}	$V_{CE}=(-)40\text{V}, I_B=0$			(-)0.5	μA
Emitter Cutoff Current	I_{EBO}	$V_{EB}=(-)5\text{V}, I_C=0$	(-)170	(-)250	(-)330	μA
DC Current Gain	h_{FE}	$V_{CE}=(-)5\text{V}, I_C=(-)10\text{mA}$	50			
Gain Band-width product	f_T	$V_{CE}=(-)10\text{V}, I_C=(-)5\text{mA}$		250		MHz
				(200)		
Output Capacitance	c_{ob}	$V_{CB}=(-)10\text{V}, f=1\text{MHz}$		3.5		pF
				(5.3)		
Collector to Emitter Saturation Voltage	$V_{CE(sat)}$	$I_C=(-)10\text{mA}, I_B=(-)0.5\text{mA}$	(-)0.1	(-)0.3		V

Continued on next page.

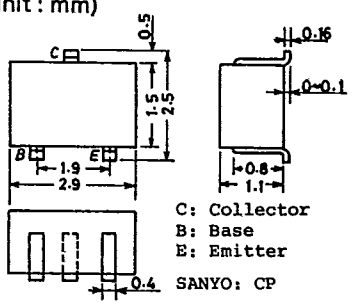
Marking

2SA1344: EL, 2SC3398: EY

Electrical Connection



Case Outline 2018A
(unit : mm)



2SA1344/2SC3398

T-37-13

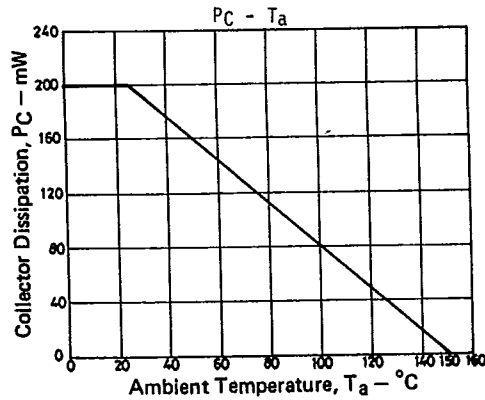
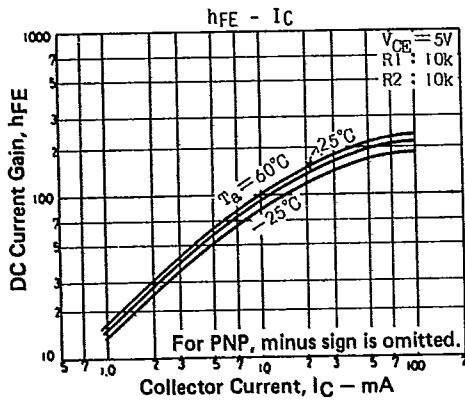
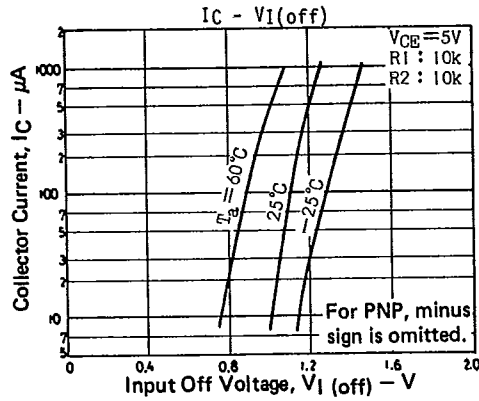
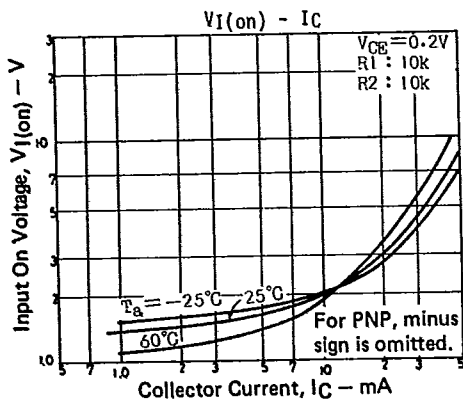
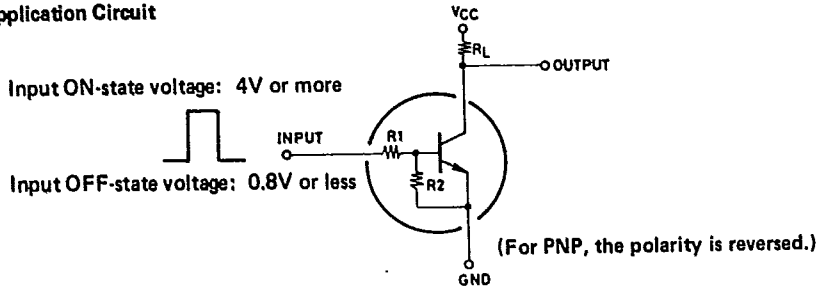
[查询"2SC3398"供应商](#)

T-35-11

Continued from preceding page.

			min	typ	max	unit
Collector to Base Breakdown Voltage	$V_{(BR)CBO}$	$I_C=(-)10\mu A, I_E=0$	(-)50			V
Collector to Emitter Breakdown Voltage	$V_{(BR)CEO}$	$I_C=(-)100\mu A, R_{BE}=\infty$	(-)50			V
Input Off Voltage	$V_{I(off)}$	$V_{CE}=(-)5V, I_C=(-)100\mu A$	(-)0.8	(-)1.1	(-)1.5	V
Input On Voltage	$V_{I(on)}$	$V_{CE}=(-)0.2V, I_C=(-)10mA$	(-)1.0	(-)2.0	(-)4.0	V
Input Resistance	R_1		7.0	10	13	k Ω
Input Resistance Ratio	R_1/R_2		0.9	1.0	1.1	-

■ Sample Application Circuit

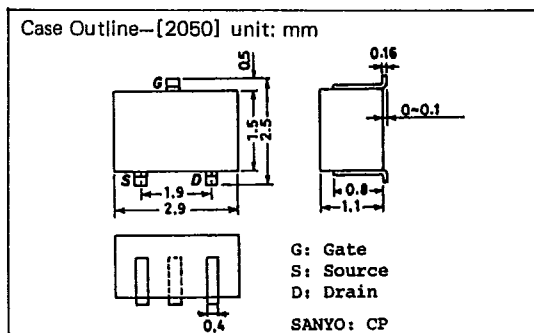
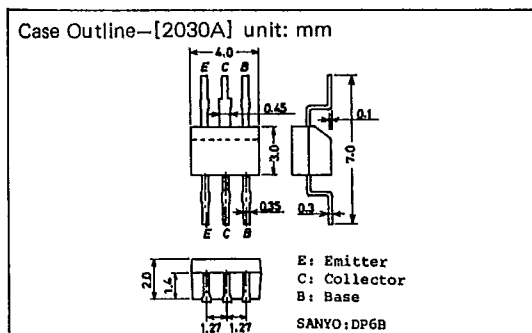
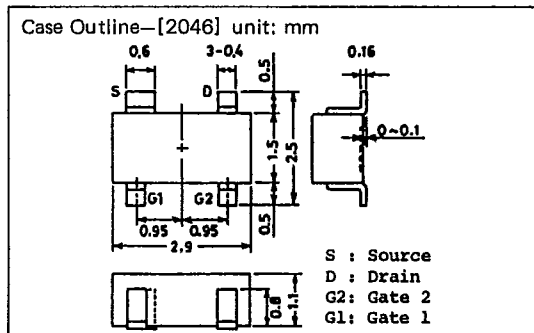
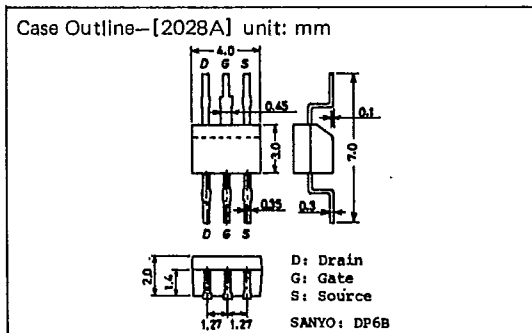
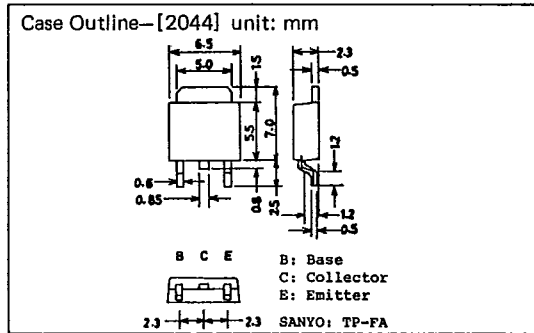
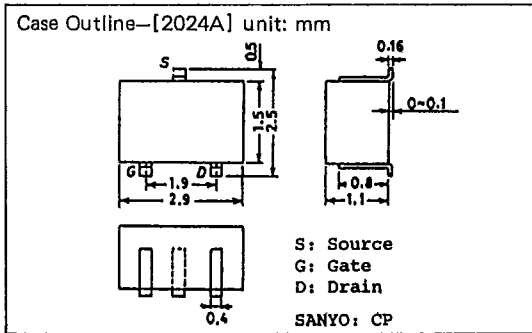
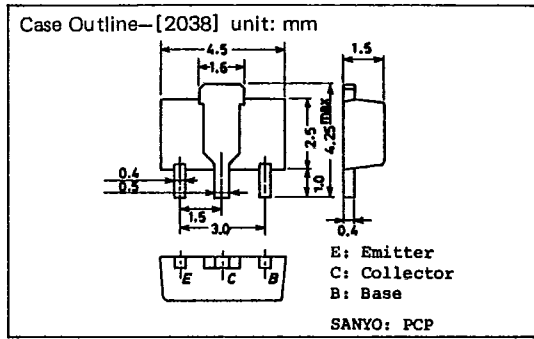
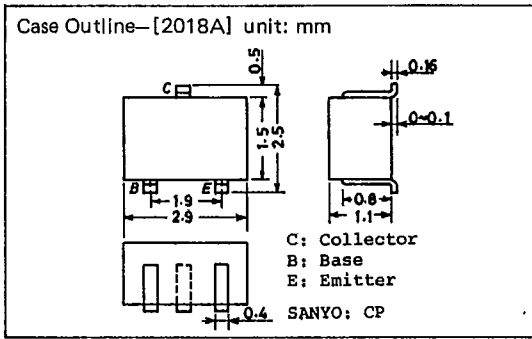


T-91-20

查询"2SC3398"供应商

CASE OUTLINES OF SURFACE MOUNT TRANSISTORS

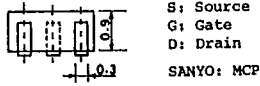
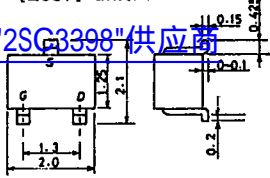
- All of Sanyo surface mount transistor case outlines are illustrated below.
- All dimensions are in mm, and dimensions which are not followed by min. or max. are represented by typical values.
- No marking is indicated.



T-91-20

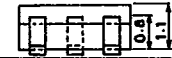
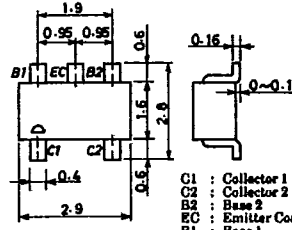
Case Outline—[2057] unit: mm

[查询"2SG3398"供应商](#)



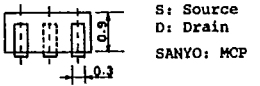
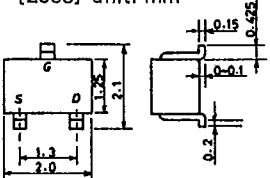
S: Source
G: Gate
D: Drain
SANYO: MCP

Case Outline—[2066] unit: mm



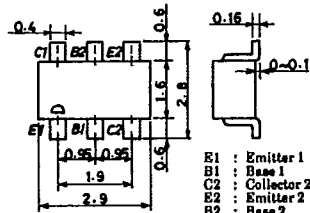
C1 : Collector 1
C2 : Collector 2
E2 : Base 2
EC : Emitter Common
B1 : Base 1
SANYO: CP6

Case Outline—[2058] unit: mm



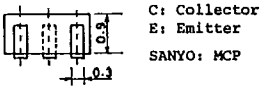
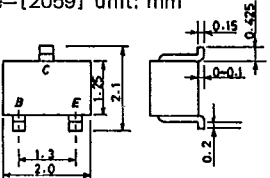
G: Gate
S: Source
D: Drain
SANYO: MCP

Case Outline—[2067] unit: mm



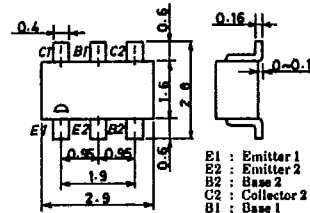
E1 : Emitter 1
B1 : Base 1
C2 : Collector 2
E2 : Emitter 2
B2 : Base 2
C1 : Collector 1
SANYO: CP6

Case Outline—[2059] unit: mm



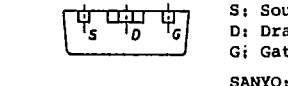
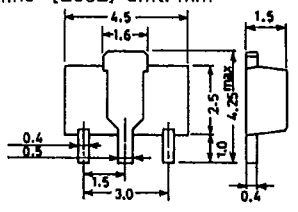
B: Base
C: Collector
E: Emitter
SANYO: MCP

Case Outline—[2068] unit: mm



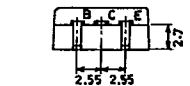
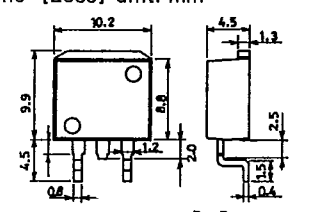
E1 : Emitter 1
E2 : Emitter 2
B2 : Base 2
C2 : Collector 2
B1 : Base 1
C1 : Collector 1
SANYO: CP6

Case Outline—[2062] unit: mm



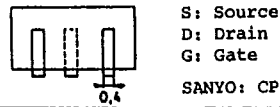
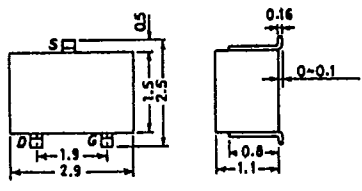
S: Source
D: Drain
G: Gate
SANYO: PCP

Case Outline—[2069] unit: mm



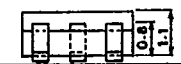
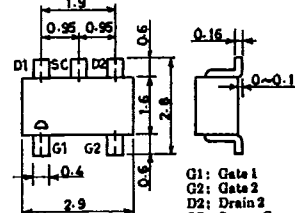
B: Base
C: Collector
E: Emitter
SANYO: SMP

Case Outline—[2065] unit: mm



S: Source
D: Drain
G: Gate
SANYO: CP

Case Outline—[2070] unit: mm

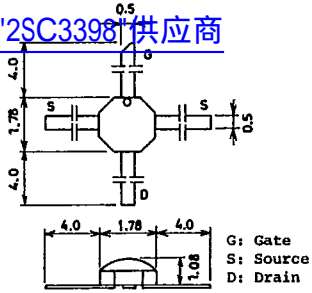


G1: Gate 1
G2: Gate 2
D2: Drain 2
SC: Source Common
D1: Drain 1
SANYO: CP6

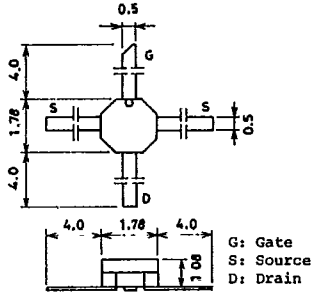
T-9120

Case Outline-[2071] unit: mm

[查询"2SC3398"供应商](#)



Case Outline-[2072] unit: mm



Case Outline-[2073] unit: mm

