




v03.1109



HMC-C052

SUCCESSIVE DETECTION LOG VIDEO AMPLIFIER (SDLVA), 1 - 20 GHz

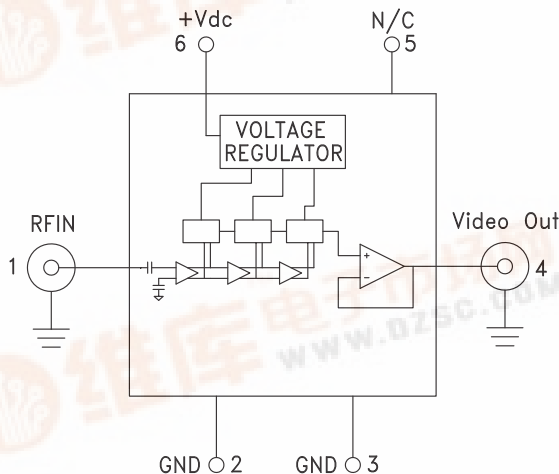


Typical Applications

The HMC-C052 is ideal for:

- EW, ELINT & IFM Receivers
- DF Radar Systems
- ECM Systems
- Broadband Test & Measurement
- Power Measurement & Control Circuits
- Military & Space Applications

Functional Diagram



Electrical Specifications, $T_A = +25^\circ\text{C}$ $V_{dc} = +12\text{V}$

Parameter	Conditions	Typ.	Units
Input Frequency Range		1 - 20	GHz
Frequency Flatness	Pin= -30 dBm	±2	dB
Log Linearity	Pin= -50 dBm to +0 dBm	±1	dBm
Log Linearity over Temperature	-55 to +85° C, Pin= -30 dBm	±1	dB
Minimum Logging Range	to ±3 dB error	-54	dBm
Maximum Logging Range	to ±3 dB error	+5	dBm
Input Return Loss		9	dB
Log Video Minimum Output Voltage		0.9	V

Features

- 1 to 20 GHz Operation
- High Logging Range: 59 dB
- Output Frequency Flatness: ±2 dB
- Internal Voltage Regulation
- Fast Rise/Fall Times: 2/7 ns
- Hermetically Sealed Module
- Single Positive Supply: +7V to +16V
- 55 to +85° C Operating Temperature

General Description

The HMC-C052 is a Successive Detection Log Video Amplifier (SDLVA) which operates from 1 to 20 GHz. The HMC-C052 provides a logging range of 59 dB.

This product comes standard with two female SMA field replaceable connectors but can also be used with blind mate SMP connectors or as a drop-in module. The package size measures 1.086 x 0.85 x 0.23" (27.58 x 21.6 x 5.84 mm) making it ideal for environmentally robust applications where space is limited.

The HMC-C052 has an integrated voltage regulator that allows the SDLVA to operate from a single supply between +7 and +16V without any appreciable change in performance.





v03.1109



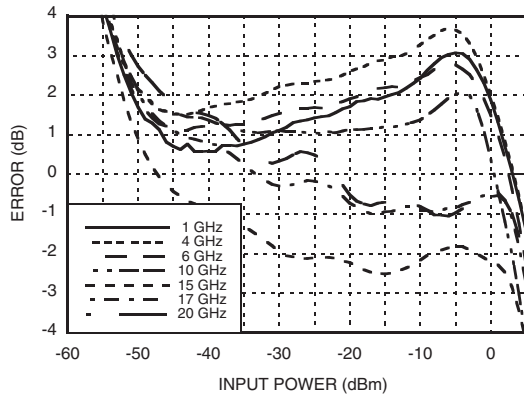
HMC-C052

SUCCESSIVE DETECTION LOG VIDEO AMPLIFIER (SDLVA), 1 - 20 GHz

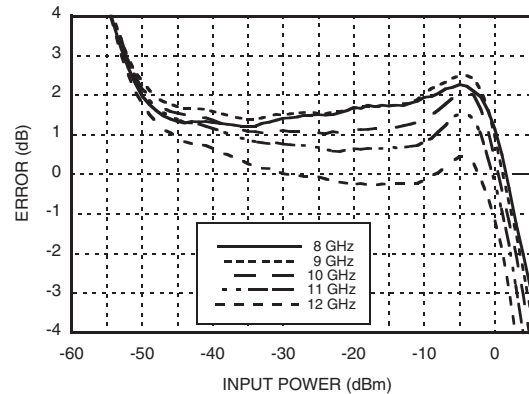
Electrical Specifications, (continued)

Parameter	Conditions	Typ.	Units
Log Video Maximum Output Voltage		1.5	V
Log Video Output Rise Time	Pin = -20 dBm, 10% to 90%	2	ns
Log Video Output Fall Time	Pin = -20 dBm, 90% to 10%	7	ns
Vdc Voltage Range	7 - 16	12	V
Log Video Recovery Time	-50 dBm to 0 dBm	21	ns
Log Video Output Slope		14	mV/dB
Log Video Output Slope Variation over Temperature	@ 10 GHz	5	μV/dB°C
Log Video Propagation Delay		3	ns
Supply Current (I _{dc})		86	mA

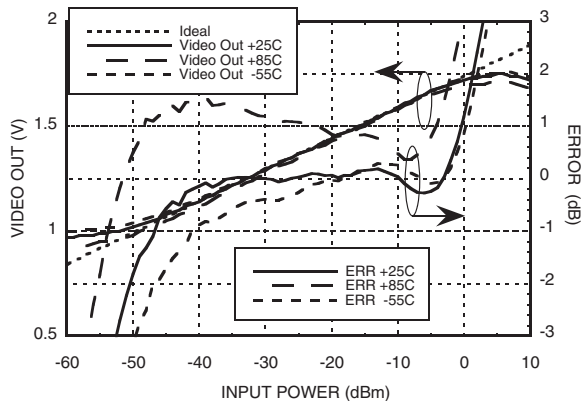
Error Flatness vs. Input Power Over Frequency



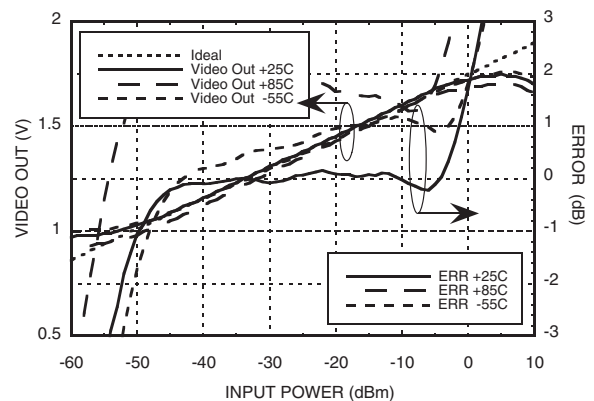
X-Band Error Flatness vs. Input Power Over Frequency



VIDEO OUT & Error vs. Input Power, Fin= 1 GHz



VIDEO OUT & Error vs. Input Power, Fin= 4 GHz





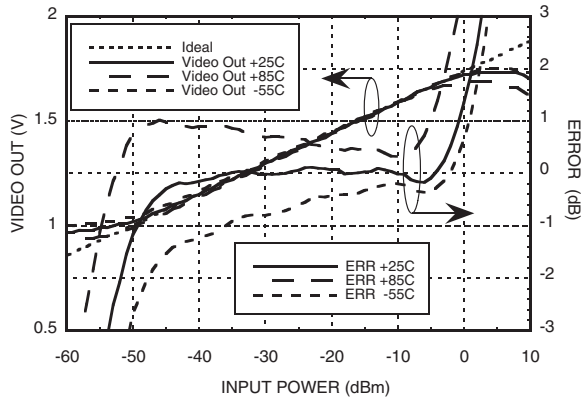
v03.1109



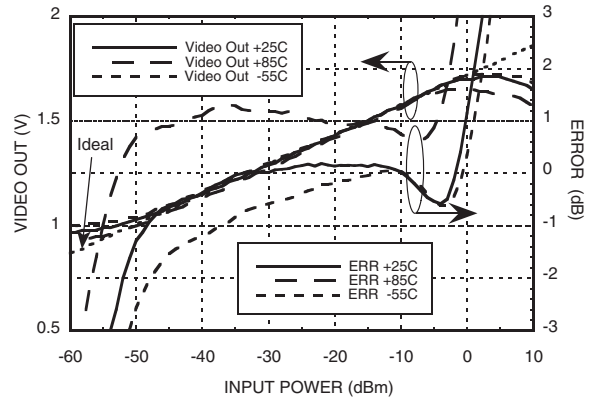
HMC-C052

SUCCESSIVE DETECTION LOG VIDEO AMPLIFIER (SDLVA), 1 - 20 GHz

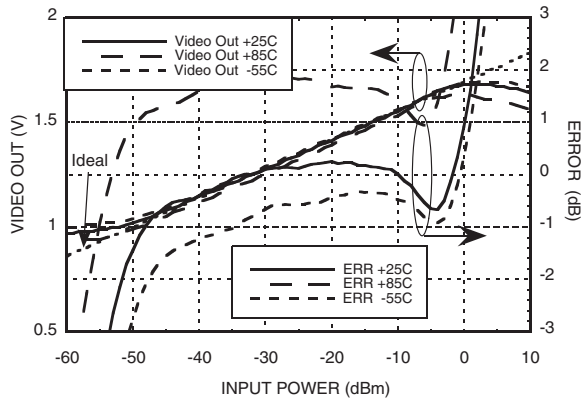
VIDEO OUT & Error vs. Input Power, Fin= 6 GHz



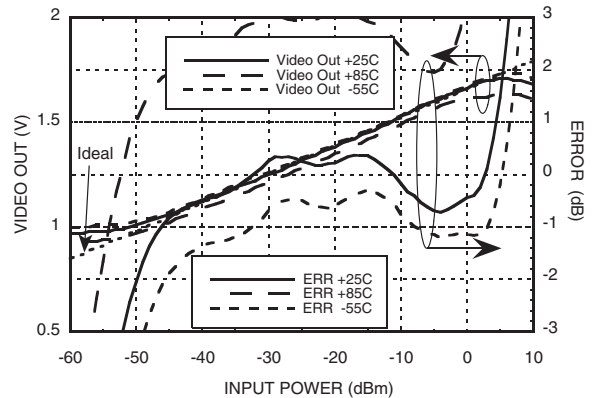
VIDEO OUT & Error vs. Input Power, Fin= 10 GHz



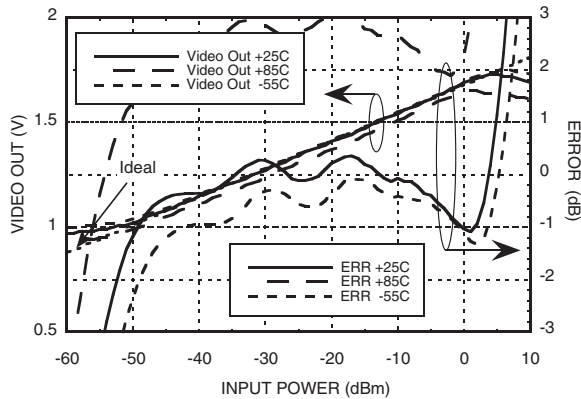
VIDEO OUT vs. Error vs. Input Power, Fin = 12 GHz



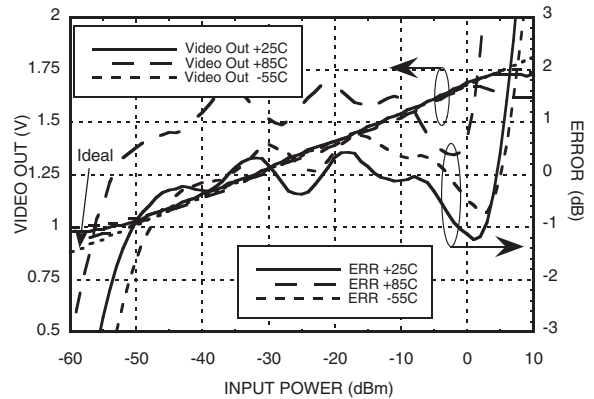
VIDEO OUT & Error vs. Input Power, Fin= 15 GHz



VIDEO OUT & Error vs. Input Power, Fin= 17 GHz



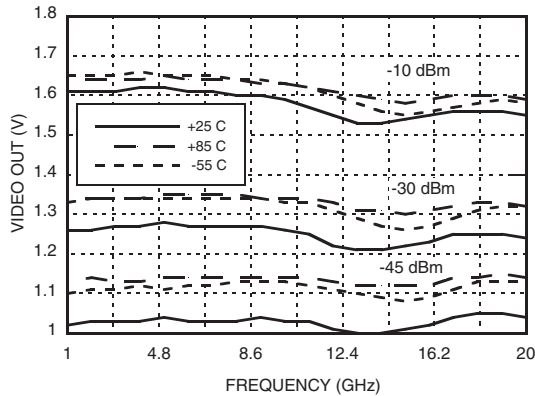
VIDEO OUT & Error vs. Input Power, Fin= 20 GHz



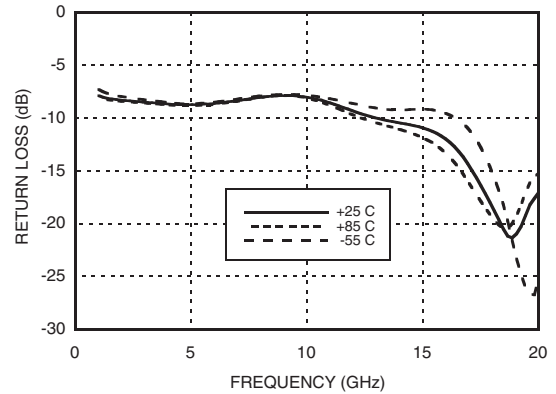


**SUCCESSIVE DETECTION LOG VIDEO
AMPLIFIER (SDLVA), 1 - 20 GHz**

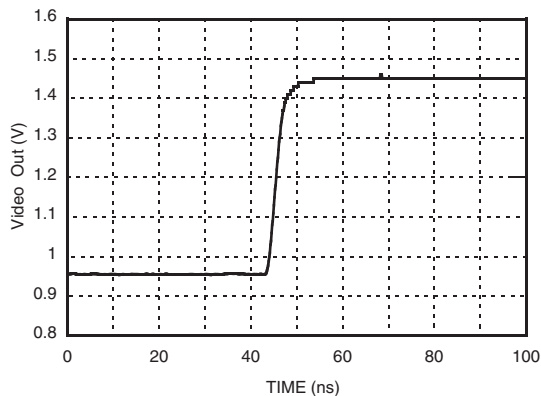
**VIDEO OUT vs. Frequency
Over Input Power & Temperature**



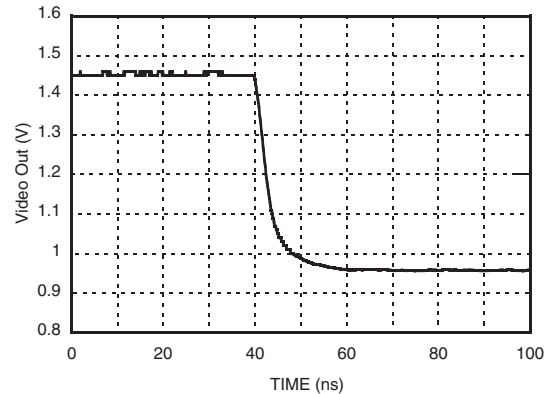
Input Return Loss vs. Frequency



Rise Time @ 10 GHz @ -20 dBm



Fall Time @ 10 GHz @ -20 dBm



Absolute Maximum Ratings

I _{cc}	100 mA
Input Signal Amplitude	18 dBm
Junction Temperature	125 °C
Continuous P _{diss} (T=85°C) Derate 59 mW/°C above 85°C	1.6 W
Thermal Resistance (R _{th}) (junction to package bottom)	17 °C/W
V _{dc} Max	+16V
Storage Temperature	-65 to +150 °C
Operating Temperature	-55 to +85 °C



**ELECTROSTATIC SENSITIVE DEVICE
OBSERVE HANDLING PRECAUTIONS**



v03.1109

HMC-C052

SUCCESSIVE DETECTION LOG VIDEO AMPLIFIER (SDLVA), 1 - 20 GHz

Pin Descriptions

Pin Number	Function	Description	Interface Schematic
1	RFIN	RF Input pin.	
2, 3	GND	These pins must be connected to a high quality RF/DC ground.	
4	VIDEO OUT	Video Out is a voltage that is proportional to the log of the Input Power.	
5	N/C	No Connection	
6	Vdc	Bias Supply pin.	

This datasheet has been downloaded from:

www.EEworld.com.cn

Free Download

Daily Updated Database

100% Free Datasheet Search Site

100% Free IC Replacement Search Site

Convenient Electronic Dictionary

Fast Search System

www.EEworld.com.cn