

查询"MBR6030PT"供应商



Micro Commercial Components  
21201 Itasca Street Chatsworth  
CA 91311  
Phone: (818) 701-4933  
Fax: (818) 701-4939

# MBR6030PT THRU MBR6045PT

## 60 Amp Schottky Barrier Rectifier 30 to 45 Volts

### Features

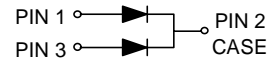
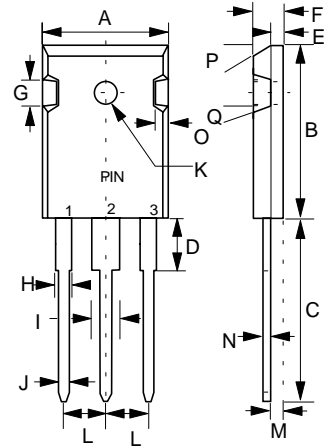
- Meatl of Silicon Rectifier, Majority Conductor
- Guard ring for transient protection
- Low Forward Voltage Drop
- High Current Capability, High Efficiency
- Low Power Loss

### Maximum Ratings

- Operating Temperature: -55°C to +125°C
- Storage Temperature: -55°C to +150°C

MCC Catalog Number	Maximum Reccurent Peak Reverse Voltage	Maximum RMS Voltage	Maximum DC Blocking Voltage
MBR6030PT	30V	21V	30V
MBR6040PT	40V	28V	40V
MBR6045PT	45V	31.5V	45V

### TO-3P



### Electrical Characteristics @ 25°C Unless Otherwise Specified

Average Forward Current	$I_{F(AV)}$	60 A	$T_C = 125^\circ\text{C}$
Peak Forward Surge Current	$I_{FSM}$	500A	8.3ms, half sine
Maximum Instantaneous Forward Voltage	$V_F$	.61V	$I_{FM} = 30A;$ $T_J = 25^\circ\text{C}$
Maximum DC Reverse Current At Rated DC Blocking Voltage	$I_R$	1mA 50mA	$T_J = 25^\circ\text{C}$ $T_J = 100^\circ\text{C}$

DIM	INCHES		MM		NOTE
	MIN	MAX	MIN	MAX	
A	.620	.640	15.75	16.25	
B	.837	.856	21.25	21.75	
C	.772	.791	19.60	20.10	
D	.149	.172	3.78	4.38	
E	.074	.082	1.88	2.08	
F	.192	.202	4.87	5.13	
G	.173 TYP		4.4 TYP		
H	.075	.085	1.90	2.16	
I	.115	.127	2.93	3.22	
J	.044	.048	1.12	1.22	
K	.114	.126	2.90	3.20	∅
L	.205	.224	5.20	5.70	
M	.083	.095	2.10	2.40	
N	.020	.030	0.51	0.76	
O	.076	.086	1.93	2.18	
P	20° TYP				
Q	10° TYP				

\*Pulse Test: Pulse Width 300µsec, Duty Cycle 1%

**RATING AND CHARACTERISTIC CURVES**  
**MBR6030PT thru MBR6045PT**



[查询"MBR6030PT"供应商](#)

FIG.1 - FORWARD CURRENT DERATING CURVE

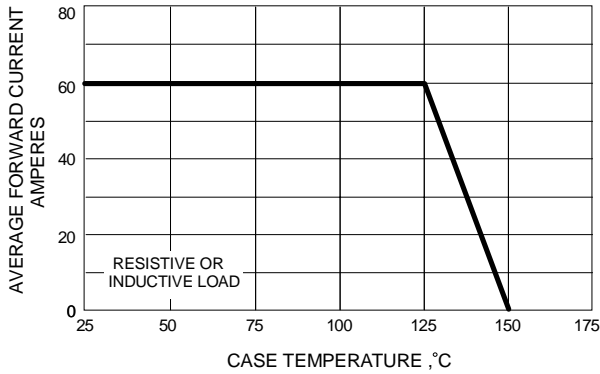


FIG.2 - MAXIMUM NON-REPETITIVE SURGE CURRENT

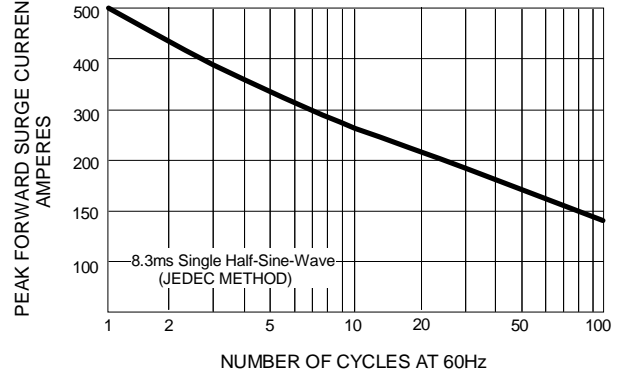


FIG.3 - TYPICAL REVERSE CHARACTERISTICS

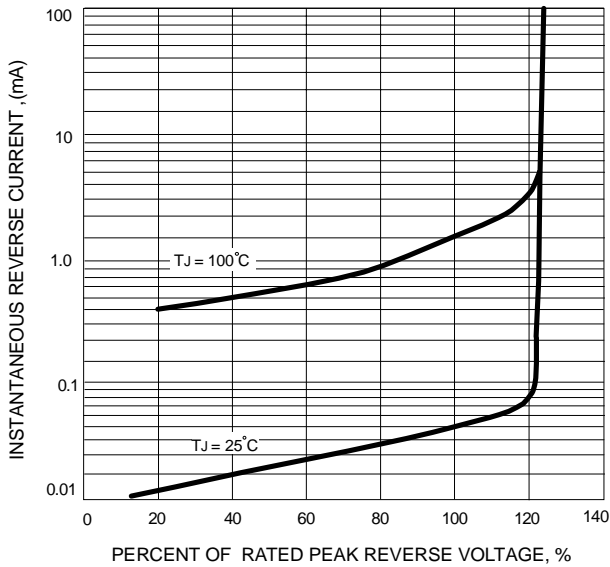


FIG.4 - TYPICAL FORWARD CHARACTERISTICS

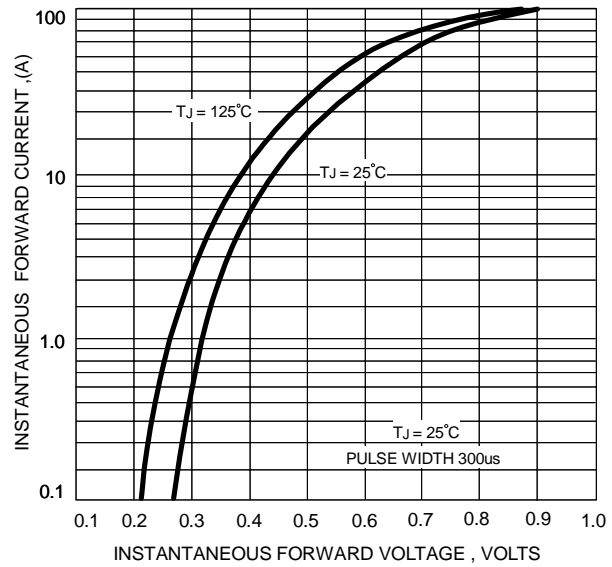


FIG.5 - TYPICAL JUNCTION CAPACITANCE

