



Frontier Electronics Corp.

667 E. COCHRAN STREET, SIMI VALLEY, CA 93065

TEL: (805) 522-9998 FAX: (805) 522-9989

E-mail: frontiersales@frontierusa.com

Web: <http://www.frontierusa.com>

SMD Wire Wound Ceramic Chip Inductors—0805C series

A. Electrical specifications:

Part No.	L (nH)	Percent Tolerance	Q (Min)	SRF(min) (MHz)	DCR (Max) Ω	I rms. (mA)	Color Code
0805C-2N2	2.2@1000MHz	M, K, J	35@1000MHz	3000	0.03	600	White
0805C-2N7	2.7@250MHz	M, K, J	35@1000MHz	6000	0.03	600	Brown
0805C-2N8	2.8@250MHz	M, K, J	80@1500MHz	7900	0.03	800	Gray
0805C-2N9	2.9@250MHz	M, K, J	50@1000MHz	4700	0.05	600	Blue
0805C-3N0	3.0@250MHz	M, K, J	65@1500MHz	7900	0.06	800	White
0805C-3N3	3.3@250MHz	M, K, J	50@1500MHz	7900	0.08	600	Black
0805C-5N6	5.6@250MHz	M, K, J	65@1000MHz	5500	0.08	600	Violet
0805C-6N8	6.8@250MHz	M, K, J	50@1000MHz	5500	0.11	600	Brown
0805C-7N5	7.5@250MHz	M, K, J	50@1000MHz	4500	0.14	600	Black
0805C-8N2	8.2@250MHz	M, K, J, G	50@1000MHz	4700	0.12	600	Red
0805C-10N	10@250MHz	M, K, J, G	60@500MHz	4200	0.10	600	Red
0805C-11N	11@700MHz	M, K, J, G	45@500MHz	3000	0.15	600	Orange
0805C-12N	12@250MHz	M, K, J, G	50@500MHz	4000	0.15	600	Orange
0805C-15N	15@250MHz	M, K, J, G	50@500MHz	3400	0.17	600	Yellow
0805C-18N	18@250MHz	M, K, J, G	50@500MHz	3300	0.20	600	Green
0805C-22N	22@250MHz	M, K, J, G	55@500MHz	2600	0.22	500	Blue
0805C-24N	24@250MHz	M, K, J, G	50@500MHz	2000	0.22	500	Red
0805C-27N	27@250MHz	M, K, J, G	55@500MHz	2500	0.25	500	Violet
0805C-33N	33@250MHz	M, K, J, G	60@500MHz	2050	0.27	500	Gray
0805C-36N	36@250MHz	M, K, J, G	55@500MHz	1700	0.27	500	Yellow
0805C-37N	37@350MHz	M, K, J, G	40@500MHz	1800	0.27	500	Green
0805C-38N	38@350MHz	M, K, J, G	40@500MHz	1800	0.27	500	Blue
0805C-39N	39@250MHz	M, K, J, G	60@500MHz	2000	0.29	500	White
0805C-43N	43@200MHz	M, K, J, G	60@500MHz	1650	0.34	500	Yellow
0805C-47N	47@200MHz	M, K, J, G	60@500MHz	1650	0.31	500	Black
0805C-56N	56@200MHz	K, J, G, F	60@500MHz	1550	0.34	500	Brown
0805C-68N	68@200MHz	K, J, G, F	60@500MHz	1450	0.38	500	Red
0805C-82N	82@150MHz	K, J, G, F	65@500MHz	1300	0.42	400	Orange
0805C-91N	91@150MHz	K, J, G,	65@500MHz	1200	0.48	400	Blue
0805C-R10	100@150MHz	K, J, G,	65@500MHz	1200	0.46	400	Yellow
0805C-R11	110@150MHz	K, J, G,	50@500MHz	1000	0.48	400	Violet
0805C-R12	120@150MHz	K, J, G,	50@250MHz	1100	0.51	400	Green
0805C-R15	150@100MHz	K, J, G,	50@250MHz	920	0.56	400	Blue
0805C-R18	180@100MHz	K, J, G,	50@250MHz	870	0.64	400	Violet
0805C-R22	220@100MHz	K, J, G	50@250MHz	850	0.70	400	Gray
0805C-R24	240@100MHz	K, J, G	44@250MHz	690	1.00	350	Black
0805C-R27	270@100MHz	K, J, G	48@250MHz	650	1.00	350	White
0805C-R30	300@150MHz	K, J, G	25@250MHz	450	1.40	300	Gray
0805C-R33	330@100MHz	K, J, G	48@250MHz	600	1.40	310	Black
0805C-R36	360@100MHz	K, J, G	35@250MHz	460	0.90	300	Orange
0805C-R39	390@150MHz	K, J, G	48@250MHz	560	1.50	290	Brown
0805C-R43	430@100MHz	K, J, G	25@100MHz	400	1.70	190	White
0805C-R47	470@50MHz	K, J	33@100MHz	375	1.76	250	Violet
0805C-R56	560@25MHz	K, J	23@50MHz	340	1.90	230	Orange
0805C-R68	680@25MHz	K, J	23@50MHz	188	2.20	190	Green
0805C-R82	820@25MHz	K, J	23@50MHz	215	2.35	180	Brown
0805C-R91	910@25MHz	K, J	24@50MHz	250	2.30	170	Red
0805C-1R0	1000@25MHz	K, J	23@50MHz	260	2.70	170	Black



Frontier Electronics Corp.

667 E. COCHRAN STREET, SIMI VALLEY, CA 93065

TEL: (805) 522-9998 FAX: (805) 522-9989

E-mail: frontiersales@frontierusa.com

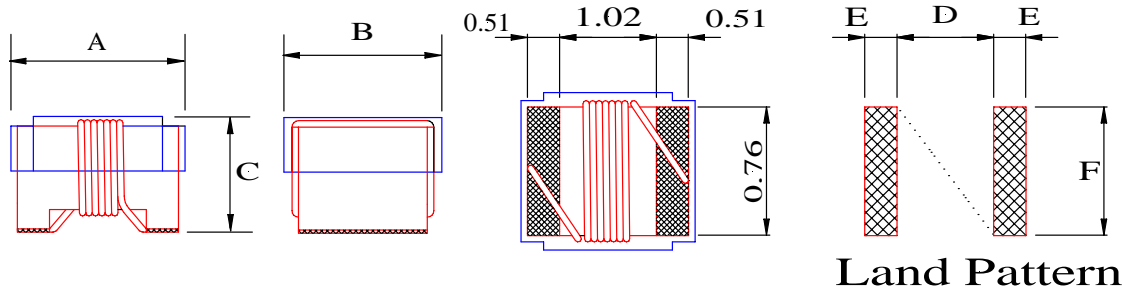
Web: <http://www.frontierusa.com>

SMD Wire Wound Ceramic Chip Inductors—0805C series

B. Dimensions: (Unit: mm)

SERIES	A (Max.)	B (Max.)	C (Max.)	D (Max.)	E	F
0805C	2.29	1.73	1.52	0.76	1.02	1.78

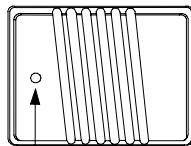
C. Mechanical drawing:



Land Pattern

D. Color coding:

- These parts are marked with single color dot. The dot represented inductance value shows on the table.



Identifier for 0603C & 0805C series.

Top view



E. Feature:

- Tolerance: M: $\pm 20\%$, K: $\pm 10\%$, J: $\pm 5\%$, G: $\pm 2\%$, F: $\pm 1\%$.
- High Q at high frequency.
- High self-resonance frequency.
- For 15°C Temperature Rise.
- Inductance & Q measured using the HP4291B
- SRF measured using the HP8720D or HP8753E.
- DCR measured using the 502BC.
- Operating temperature: -40°C TO +125°C.
- Inductance Range:
 - 0805C (Ceramic) Series: 2.8nH(800mA)~820nH(180mA). SRF from 7.9GHz to 215MHz.
- RoHS** compliant.

F. Applications:

* Pagers. * Mobile communication units. * Portable telephone. * Hybrid.

★ *Special specifications are available for customer's requirement.*



Frontier Electronics Corp.

667 E. COCHRAN STREET, SIMI VALLEY, CA 93065

TEL: (805) 522-9998 FAX: (805) 522-9989

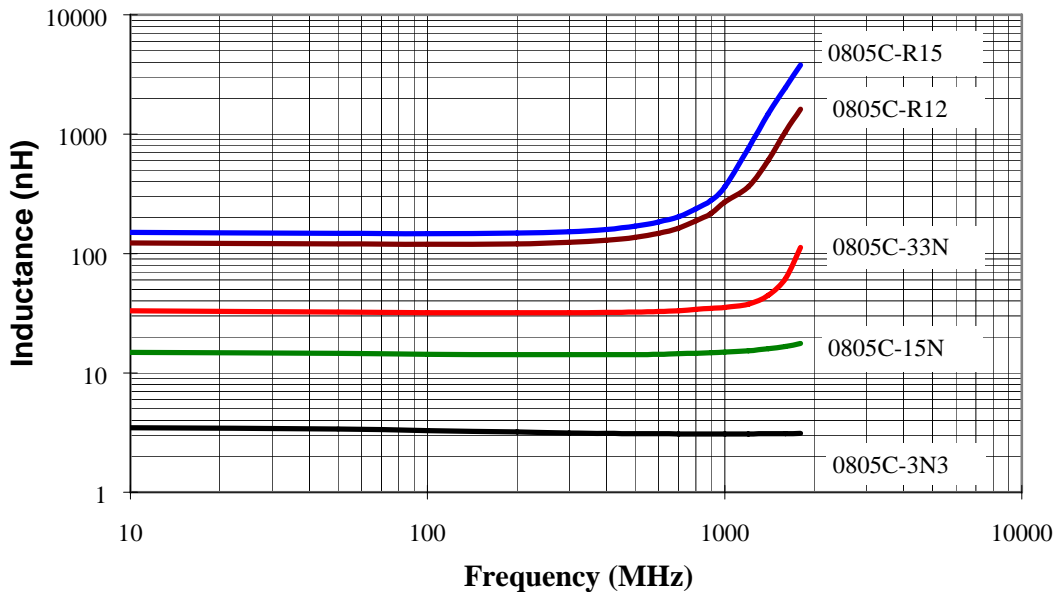
E-mail: frontiersales@frontierusa.com

Web: <http://www.frontierusa.com>

SMD Wire Wound Ceramic Chip Inductors—0805C series

G. Characteristic curve:

1. L vs. Frequency:



2. Typical Q vs. Frequency:

