

915 MHz Low Pass Filter

P/N 0915LP15B026

Detail Specification: 07/29/04

Page 1 of 2

General Specifications

Part Number	0915LP15B026
Frequency (MHz)	902 - 928
Insertion Loss	0.5 dB max.
Return Loss	14.0 dB min.
Attenuation (min.)	30 @ 2 x fo
Attenuation (min.)	30 @ 3 x fo

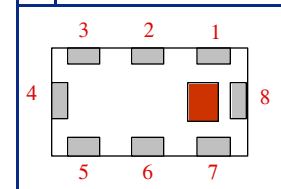
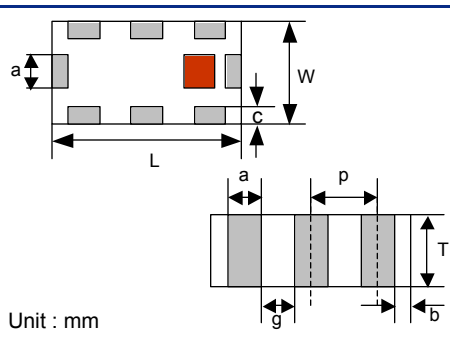
Input Power	3 Watts max.
Impedance	50 Ω
Operating Temperature	-40 to +85°C
Reel Quantity	4,000

Terminal Configuration

No.	Function
1	GND
2	NC
3	GND
4	OUT
5	GND
6	NC
7	GND
8	IN

Mechanical Dimensions

	In	mm
L	0.079 ± 0.004	2.00 ± 0.10
W	0.049 ± 0.004	1.25 ± 0.10
T	0.033 ± 0.004	0.85 ± 0.10
a	0.012 ± 0.004	0.30 ± 0.10
b	0.008 ± 0.004	0.20 ± 0.10
c	0.012 +.004/-.008	0.30 +0.1/-0.2
g	0.014 ± 0.004	0.35 ± 0.10
g	0.026 ± 0.002	0.65 ± 0.05



Mounting Considerations

Mount these devices with brown mark facing up.
 Line width should be designed to provide 50Ω impedance matching characteristics.
 Units: mm

- Land
- Solder Resist
- No Pattern Solder Resist
- Through-hole (φ0.35)

Johanson Technology, Inc. reserves the right to make design changes without notice.

All sales are subject to Johanson Technology, Inc. terms and conditions.

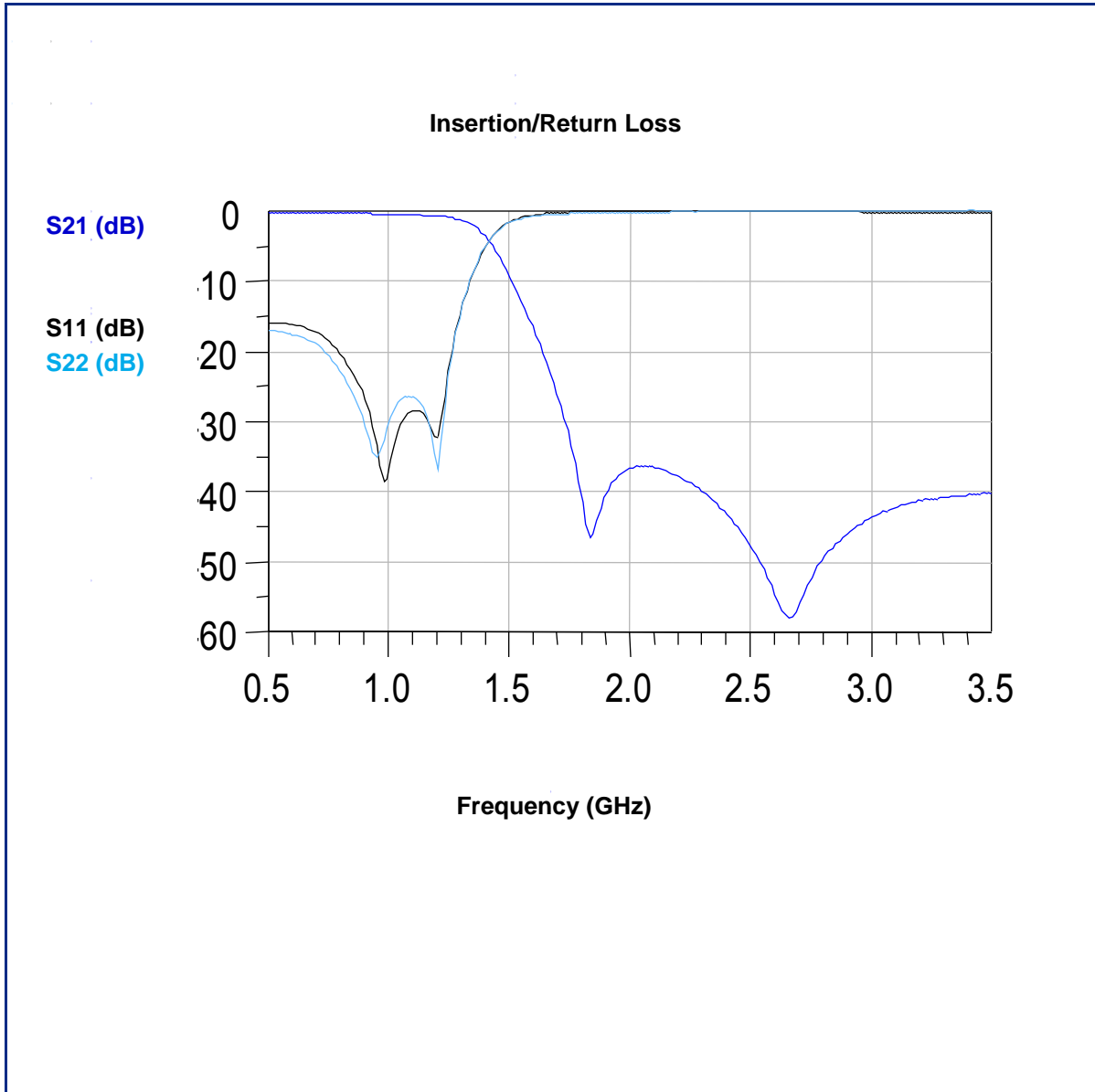
915 MHz Low Pass Filter

P/N 0915LP15B026

Detail Specification: 07/29/04

Page 2 of 2

Typical Electrical Performance (T=25°C)



Johanson Technology, Inc. reserves the right to make design changes without notice.

All sales are subject to Johanson Technology, Inc. terms and conditions.



www.johansontechnology.com

931 Via Alondra • Camarillo, CA 93012 • TEL 805.389.1166 FAX 805.389.1821

2003 Johanson Technology, Inc. All Rights Reserved