



FEATURES

- RoHS compliant
- Radial format
- Up to 7.8A Icc
- 4.7μH to 100mH
- Low DC resistance
- PCB mounting
- Fully tinned leads
- Compatible with RoHS soldering systems
- Backward compatible with Sn/Pb soldering systems
- Custom parts available

DESCRIPTION

The 1900R Series is a general purpose range of inductors suitable for low to medium current applications such as power supply and other general purpose filtering designs.

SELECTION GUIDE

Order Code	Inductance, (1kHz, 0.1V _{AC})	DC Current ¹	DC Resistance
	±10%	Max.	Max.
	μH	A	Ω
19R472C	4.7 ±20%	7.8	0.008
19R682C	6.8 ±20%	6.7	0.011
19R103C	10	6.0	0.017
19R153C	15	4.8	0.022
19R223C	22	4.0	0.026
19R333C	33	3.7	0.032
19R473C	47	3.4	0.038
19R683C	68	2.9	0.055
19R104C	100	2.2	0.090
19R154C	150	1.9	0.129
19R224C	220	1.6	0.162
19R334C	330	1.34	0.240
19R474C	470	1.09	0.380
19R684C	680	0.91	0.548
19R105C	1.0mH	0.73	0.844
19R155C	1.5mH	0.63	1.2
19R225C	2.2mH	0.50	2.0
19R335C	3.3mH	0.42	2.5
19R475C	4.7mH	0.35	3.5
19R685C	6.8mH	0.29	5.7
19R106C	10mH	0.23	7.3
19R156C	15mH	0.19	12
19R226C	22mH	0.15	22
19R336C	33mH	0.13	26
19R476C	47mH	0.11	36
19R686C	68mH	0.09	57
19R107C	100mH	0.07	90

ABSOLUTE MAXIMUM RATINGS

Operating free air temperature range	-40°C to +95°C
Storage temperature range	-40°C to +125°C

SOLDERING INFORMATION²

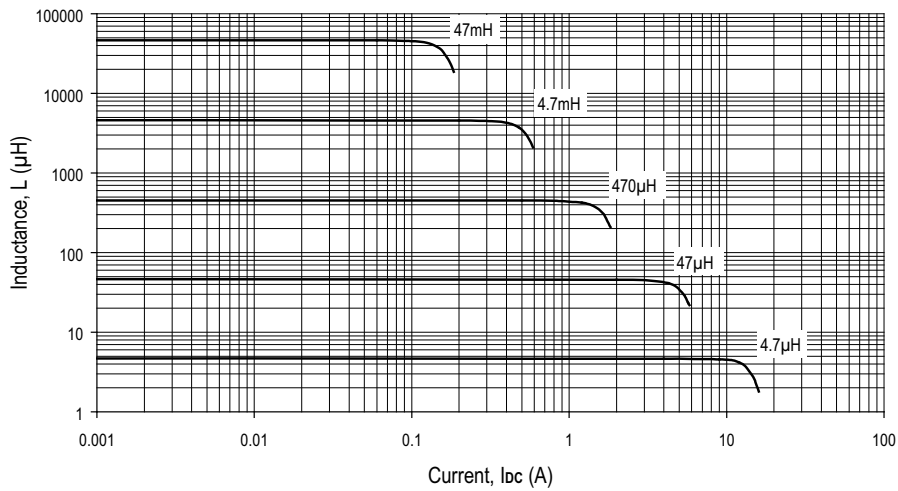
Peak wave solder temperature	260°C for 10 seconds
Pin finish	Bright tin

All specifications typical at T_a=25°C

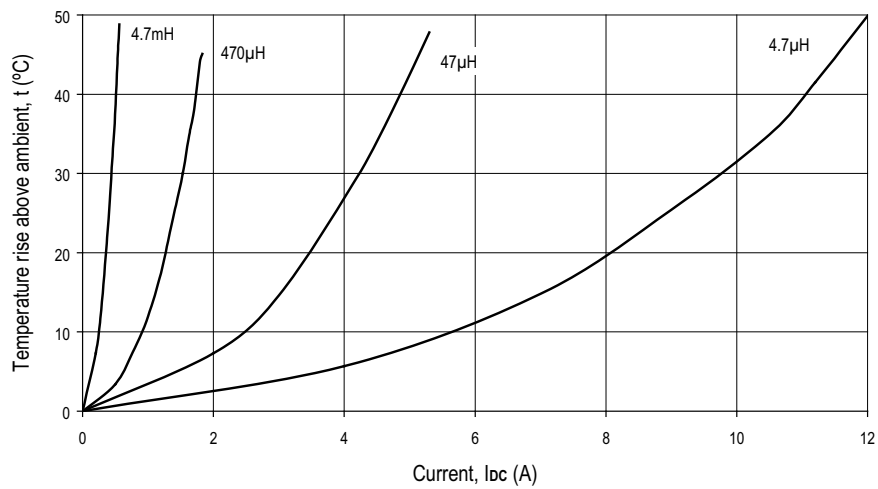
- 1 Maximum DC current occurs when either the inductance falls to 90% of its nominal value or when its temperature rise reaches 30°C, whichever is sooner.
- 2 For further information, please visit www.murata-ps.com/rohs



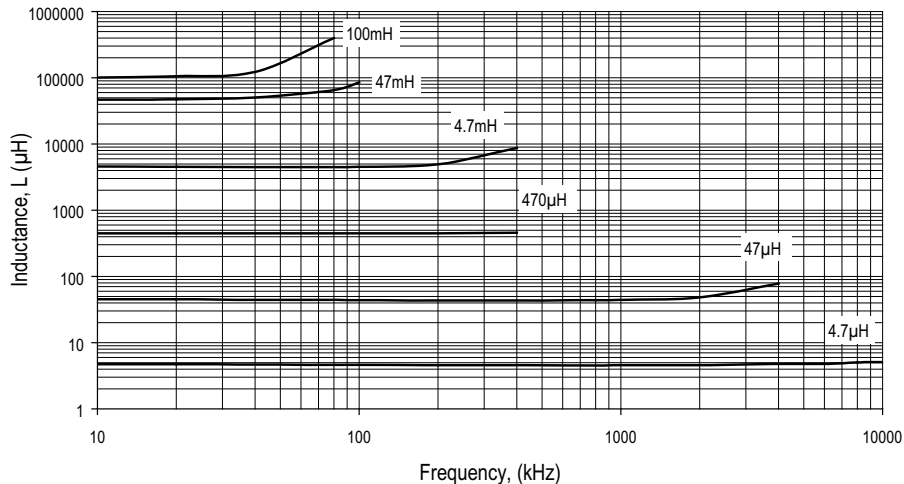
INDUCTANCE Vs CURRENT



TEMPERATURE Vs CURRENT

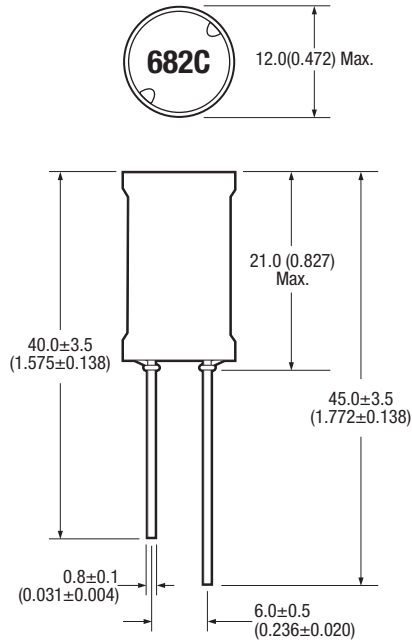


INDUCTANCE Vs FREQUENCY



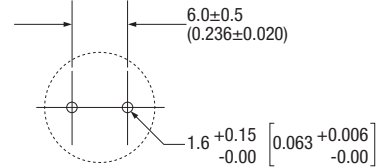
PACKAGE SPECIFICATIONS

MECHANICAL DIMENSIONS



All dimensions in mm (inches). Package weight 7.2g Typ.

RECOMMENDED FOOTPRINT DETAILS



All dimensions in mm (inches)

PACKAGING DETAILS

Supplied in cartons (40 pieces per carton)