THIS DRAWING IS UNPUBLISHED.
VERTRAULICHE UNVEROEFFENTLICHTE ZEICHNUNG
© COPYRIGHT 1998 BY AMP INCORPORATED.
RELEASED FOR PUBLICATION .1998
FREI FUER VEROEFFENTLICHUNG
ALL RIGHTS RESERVED.
ALLE RECHTE VORBEHALTEN

MATED WITH:
PASSEND ZU:
HE 6

LOC	DIST
AI	-

PROJEKT NR.: -

REVISIONS
AENDERUNGEN

P	LTR	DESCRIPTION BESCHREIBUNG	DATE	DWN	APVD
	A4	Bemerkungs Nr. 5 neu Eg00-1362-00	13.06.00	SR	SM

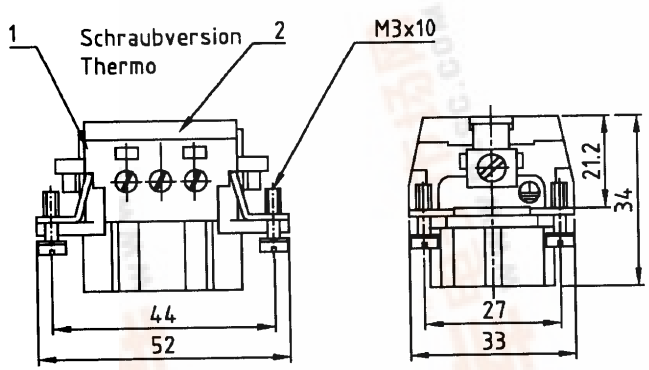

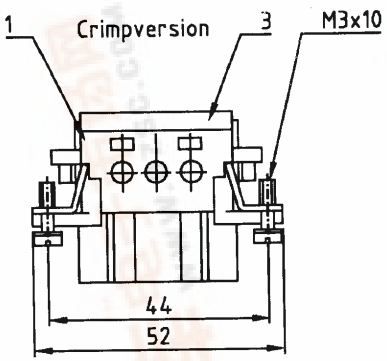

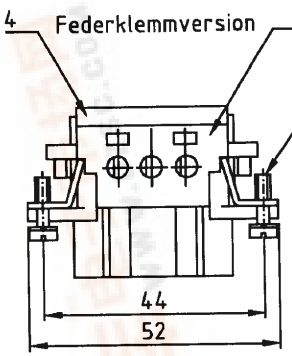

Montagehinweis

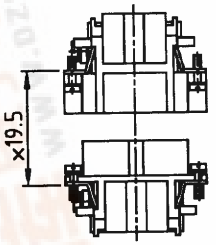

× Abstand für sichere kontaktgabe max: 21 mm

Bedruckung 1-6 Thermo

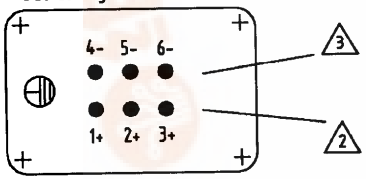

Kontaktanordnung
Contact arrangement

Ansicht Anschlußseite
view from termination side

Bedruckung 1-6

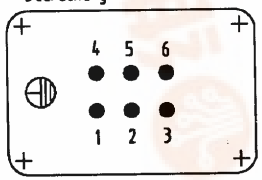

Bedruckung 1-6

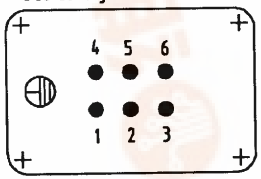

Bedruckung 1-6 Schraub

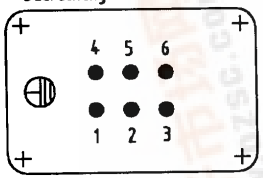

Notes,

1. Material, insert: PC UL.-File Nr.: E101780(R)
2. Material contact: Fe
3. Material contact: CuNi Konstantan
4. Contact Surface: Silver, Gold
5. Strip lenght: Screw conection 7mm, Spring clamp conection 10mm, Crimp conection 7.5mm

Bemerkungen,

1. Material: Einsatz: PC UL.-File Nr.: E101780(R)
2. Material: Kontakt: Fe
3. Material: Kontakt: CuNi Konstantan
4. Kontaktoberfläche: Silber, Gold
5. Abisolierlänge: Schraubanschluß 7mm, Federklemmanschluß 10mm, Crimpanschluß 7.5mm

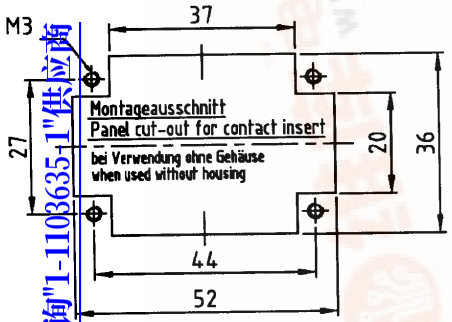

Montageausschnitt
Panel cut-out for contact insert
bei Verwendung ohne Gehäuse
when used without housing

查询"1-1103635-1"供应商

7-1	2-3	1-7	1-1	DESCRIPTION / BENENNUNG	MATERIAL	COLOR / FARBE	ITEM NO. POS.	REMARKS / BEMERKUNGEN
1	-	-	-	Deckel Federklemmversion	1	lichtgrau	4	-
-	1	-	-	Deckel Crimpversion	1	lichtgrau	3	-
-	-	1	1	Deckel Schraubversion	1	lichtgrau	2	-
1	1	1	1	Buchseneinsatz	1	lichtgrau	1	-

ORDERING TEXT / BESTELLTEXT: HE.6.Bu.SC, HE.6.Bu.C, HE.6.Bu.S-T, HE.6.Bu.S

THIS DRAWING IS A CONTROLLED DOCUMENT FOR AMP INCORPORATED. IT IS SUBJECT TO CHANGE AND THE CONTROLLING DIMENSIONS ORGANIZATION SHOULD BE CONTACTED FOR THE LATEST REVISION. DIESES ZEICHNUNGSDOKUMENT WIRD DURCH AMP INCORPORATED KONTROLLIERT. ABMESSUNGEN, DIE DEN TECHNISCHEN FORTSCHRITT DIENEN, SIND VORBEHALTEN. DEN JEWEILS LETZTEN STAND ERFAHREN SIE AUF ANFRAGE.

DIMENSIONS: DIMENSIONEN: mm

TOLERANCES UNLESS OTHERWISE SPECIFIED: ALLGEMEINTOLERANZEN
n. ISO 8015
n. ISO 2768 - mH -E
n. DIN 16901 - 14.0
0 PLC
1 PLC
2 PLC
3 PLC
ANGLES /WINKEL

MATERIAL: 1 2 3

FINISH /OBERFLAECHE/FARBE: 4

DWN	Gräf	12.02.1999
CHK	Schweiger	18.02.1999
APVD	-	
PRODUCT SPEC PRODUKTSPEZ.	-	
APPLICATION SPEC VERARBEITUNGSSPEZ.	-	
WEIGHT GEWICHT	-	

AMP
HTS Elektrotechnik
53819 Neunkirchen, Germany

NAME: FEMALE INSERT
Buchseneinsatz - HE6

SIZE	CAGE CODE	DRAWING NO ZEICHNUNGS-NR.	RESTRICTED TO NUR FUER
A3	00779	C- 1103635	-

CUSTOMER DRAWING /KUNDENZEICHNUNG

SCALE MASSSTAB 1:1 | SHEET BLATT 1 OF VON 1 | REV. A4

AMP 1470-19 REV 27JUN96

This is a TRANSLATED file from Computervision, Inc., Medusa Revision 12.2.5T

pdf.dzsc.com