

2SC5593

Silicon NPN Epitaxial
High Frequency Low Noise Amplifier

HITACHI

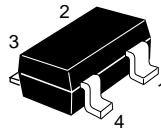
ADE-208-797 (Z)
1st. Edition
Nov. 2000

Features

- High gain bandwidth product
 $f_T = 23$ GHz typ.
- High power gain and low noise figure ;
PG = 18 dB typ. , NF = 1.8 dB typ. at $f = 1.8$ GHz

Outline

CMPAK-4



1. Emitter
2. Collector
3. Emitter
4. Base

Note: Marking is "XH-".

2SC5593

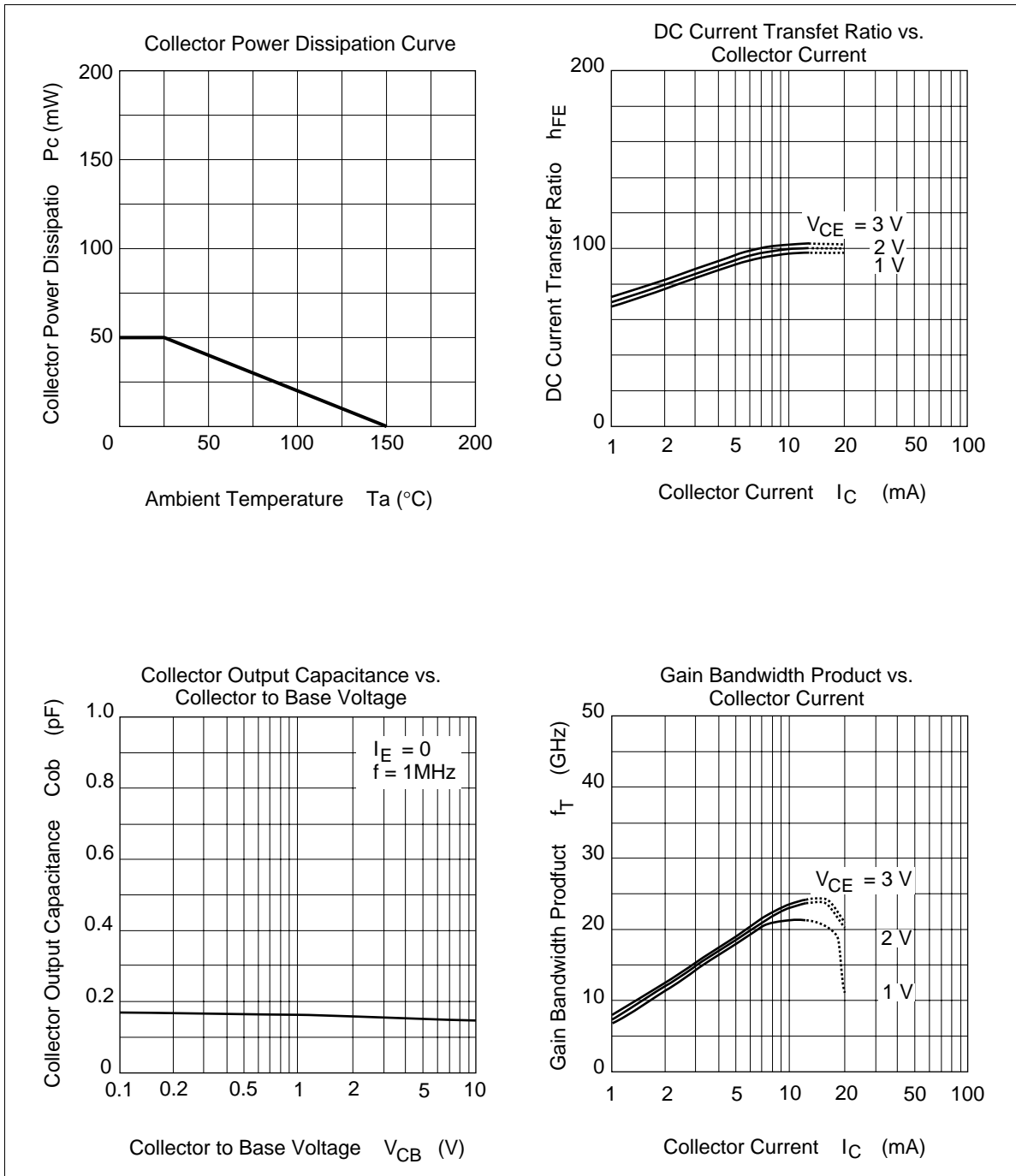
Absolute Maximum Ratings (Ta = 25°C)

Item	Symbol	Ratings	Unit
Collector to base voltage	V_{CBO}	12	V
Collector to emitter voltage	V_{CEO}	4.5	V
Emitter to base voltage	V_{EBO}	1	V
Collector current	I_C	12	mA
Collector power dissipation	P_c	50	mW
Junction temperature	T_j	150	°C
Storage temperature	T_{stg}	-55 to +150	°C

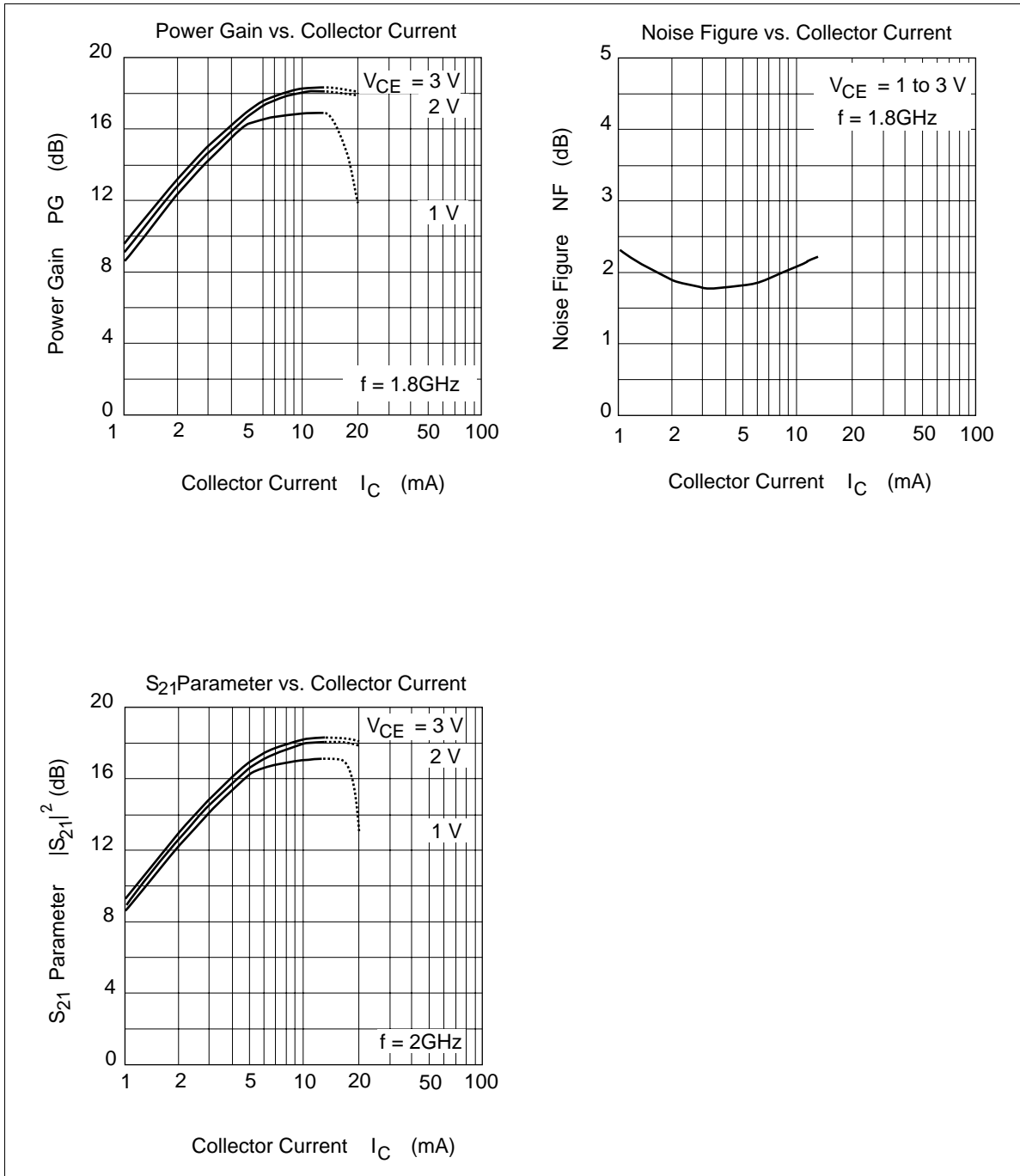
Electrical Characteristics (Ta = 25°C)

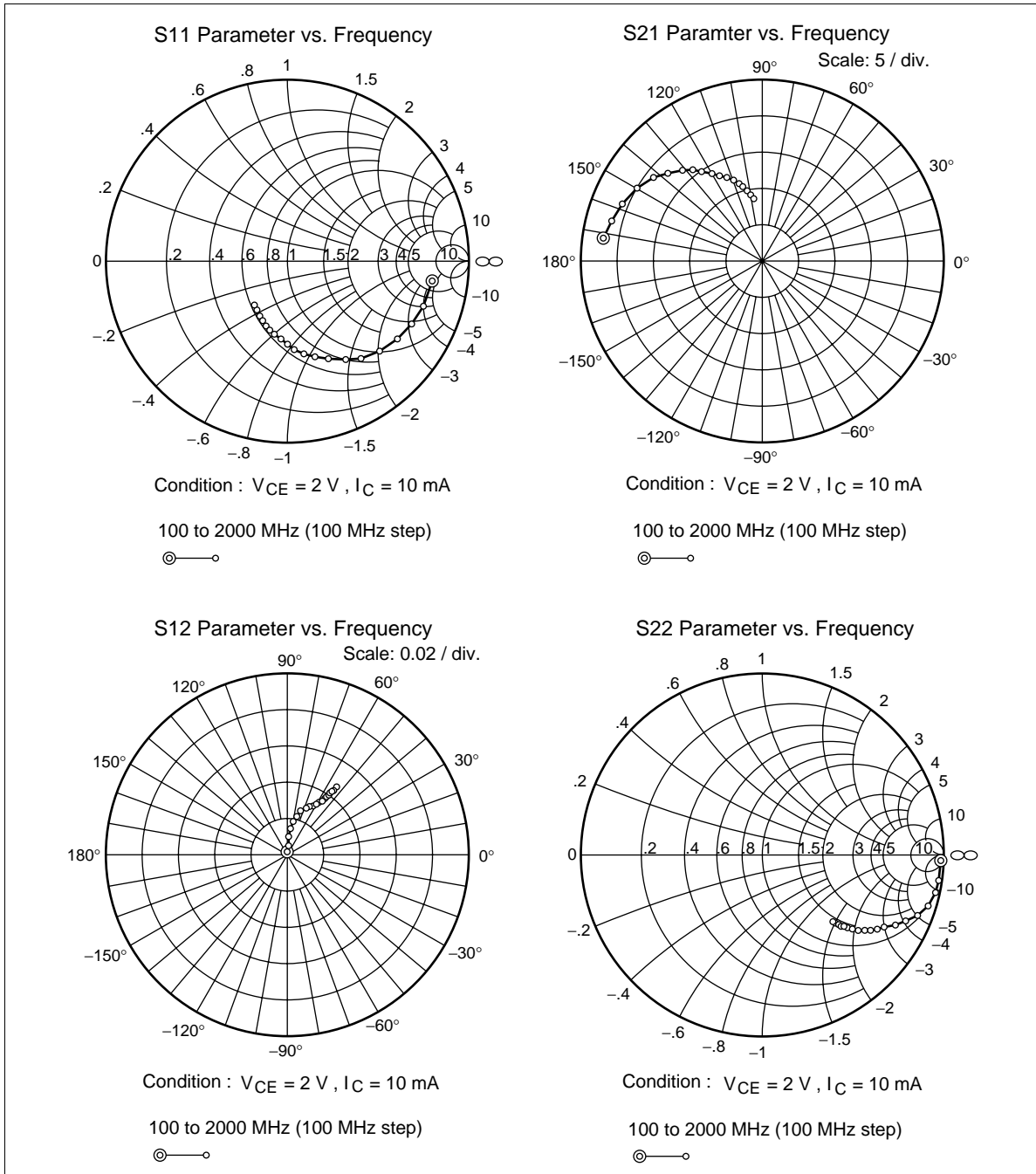
Item	Symbol	Min	Typ	Max	Unit	Test Conditions
Collector to base breakdown voltage	$V_{(BR)CBO}$	12	—	—	V	$I_C = 10 \mu A, I_E = 0$
Collector cutoff current	I_{CBO}	—	—	1	μA	$V_{CB} = 10 V, I_E = 0$
Collector cutoff current	I_{CEO}	—	—	1	μA	$V_{CE} = 4 V, R_{BE} = \infty$
Emitter cutoff current	I_{EBO}	—	—	12	μA	$V_{EB} = 1 V, I_C = 0$
DC current transfer ratio	h_{FE}	60	100	140	V	$V_{CE} = 2 V, I_C = 10 mA$
Collector output capacitance	C_{ob}	—	0.16	0.4	pF	$V_{CB} = 2 V, I_E = 0$ $f = 1 MHz$
Gain bandwidth product	f_T	20	23	—	GHz	$V_{CE} = 2 V, I_C = 10 mA$ $f = 2 GHz$
Power gain	PG	14	18	—	dB	$V_{CE} = 2 V, I_C = 10 mA$ $f = 1.8 GHz$
Noise figure	NF	—	1.8	2.3	dB	$V_{CE} = 2 V, I_C = 3 mA$ $f = 1.8 GHz$

Main Characteristics



2SC5593



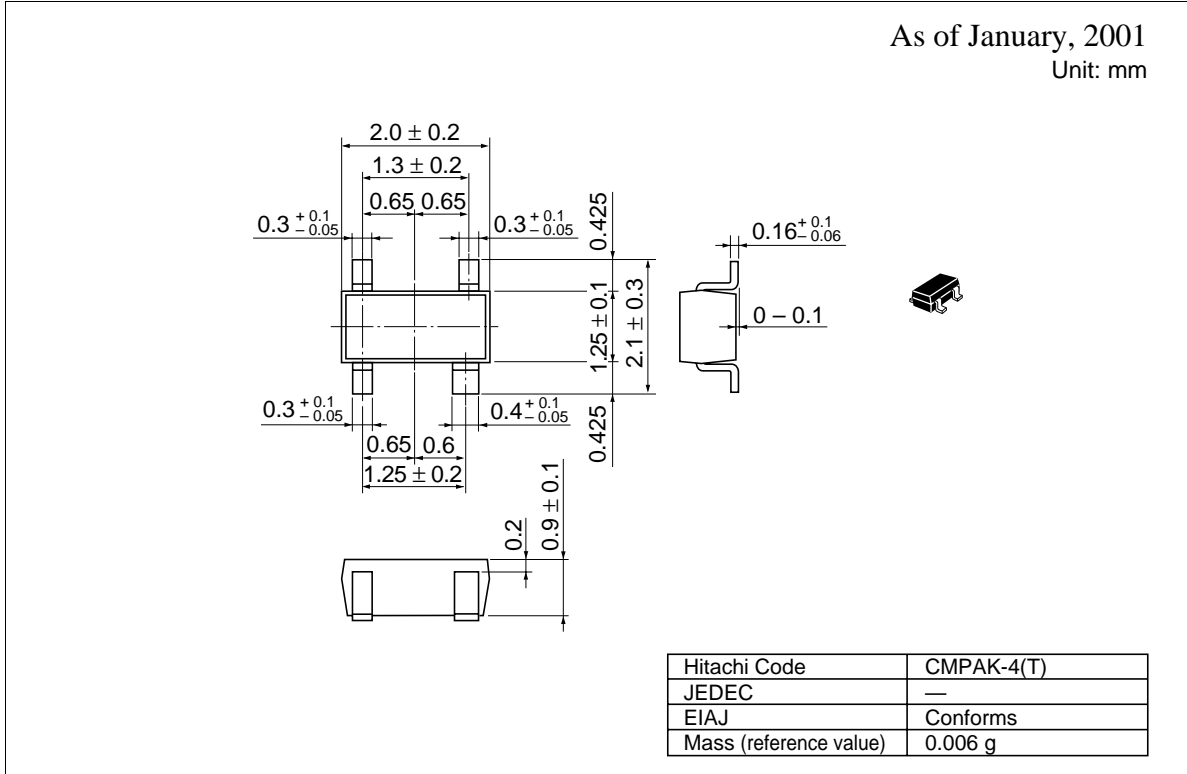


2SC5593

S-parameter ($V_{CE} = 2\text{ V}$, $I_C = 10\text{ mA}$, $Z_O = 50\ \Omega$)

f (MHz)	S11		S21		S12		S22	
	MAG	ANG	MAG	ANG	MAG	ANG	MAG	ANG
100	0.804	-8.2	22.02	172.5	0.00305	94.6	0.993	-3.4
200	0.795	-17.8	21.55	165.0	0.0067	86.8	0.986	-8.1
300	0.776	-27.4	20.88	157.5	0.0107	85.4	0.972	-12.7
400	0.746	-35.8	20.05	150.2	0.0146	82.5	0.947	-17.2
500	0.714	-44.5	18.93	143.7	0.0182	78.4	0.917	-21.2
600	0.673	-53.2	17.84	137.9	0.0215	74.8	0.881	-25.1
700	0.632	-59.9	16.60	132.5	0.0249	71.8	0.842	-28.3
800	0.595	-67.1	15.69	127.9	0.0274	67.9	0.808	-31.2
900	0.557	-74.6	14.64	123.5	0.0296	65.1	0.763	-33.7
1000	0.519	-79.1	13.68	119.5	0.0319	63.6	0.729	-35.6
1100	0.488	-86.0	12.88	116.0	0.0337	61.6	0.696	-37.2
1200	0.454	-91.1	12.03	112.8	0.0350	60.4	0.666	-38.6
1300	0.430	-95.9	11.26	110.6	0.0366	58.8	0.644	-39.5
1400	0.403	-101.8	10.69	107.8	0.0382	57.4	0.619	-40.6
1500	0.377	-106.3	10.16	105.4	0.0401	56.6	0.598	-41.2
1600	0.364	-111.0	9.66	103.6	0.0410	56.3	0.581	-42.0
1700	0.346	-116.6	9.19	101.4	0.0422	55.6	0.564	-42.6
1800	0.327	-120.0	8.79	99.3	0.0435	55.2	0.550	-43.2
1900	0.313	-124.9	8.40	97.5	0.0447	55.2	0.537	-43.9
2000	0.296	-130.8	7.99	95.5	0.0457	54.8	0.525	-44.0

Package Dimensions



2SC5593

Cautions

1. Hitachi neither warrants nor grants licenses of any rights of Hitachi's or any third party's patent, copyright, trademark, or other intellectual property rights for information contained in this document. Hitachi bears no responsibility for problems that may arise with third party's rights, including intellectual property rights, in connection with use of the information contained in this document.
2. Products and product specifications may be subject to change without notice. Confirm that you have received the latest product standards or specifications before final design, purchase or use.
3. Hitachi makes every attempt to ensure that its products are of high quality and reliability. However, contact Hitachi's sales office before using the product in an application that demands especially high quality and reliability or where its failure or malfunction may directly threaten human life or cause risk of bodily injury, such as aerospace, aeronautics, nuclear power, combustion control, transportation, traffic, safety equipment or medical equipment for life support.
4. Design your application so that the product is used within the ranges guaranteed by Hitachi particularly for maximum rating, operating supply voltage range, heat radiation characteristics, installation conditions and other characteristics. Hitachi bears no responsibility for failure or damage when used beyond the guaranteed ranges. Even within the guaranteed ranges, consider normally foreseeable failure rates or failure modes in semiconductor devices and employ systemic measures such as fail-safes, so that the equipment incorporating Hitachi product does not cause bodily injury, fire or other consequential damage due to operation of the Hitachi product.
5. This product is not designed to be radiation resistant.
6. No one is permitted to reproduce or duplicate, in any form, the whole or part of this document without written approval from Hitachi.
7. Contact Hitachi's sales office for any questions regarding this document or Hitachi semiconductor products.

HITACHI

Hitachi, Ltd.

Semiconductor & Integrated Circuits.
Nippon Bldg., 2-6-2, Ohte-machi, Chiyoda-ku, Tokyo 100-0004, Japan
Tel: Tokyo (03) 3270-2111 Fax: (03) 3270-5109

URL NorthAmerica : <http://semiconductor.hitachi.com/>
 Europe : <http://www.hitachi-eu.com/hel/ecg>
 Asia : <http://sicapac.hitachi-asia.com>
 Japan : <http://www.hitachi.co.jp/Sicd/indx.htm>

For further information write to:

Hitachi Semiconductor
(America) Inc.
179 East Tasman Drive,
San Jose, CA 95134
Tel: <1> (408) 433-1990
Fax: <1> (408) 433-0223

Hitachi Europe GmbH
Electronic Components Group
Dornacher Straße 3
D-85622 Feldkirchen, Munich
Germany
Tel: <49> (89) 9 9180-0
Fax: <49> (89) 9 29 30 00

Hitachi Europe Ltd.
Electronic Components Group.
Whitebrook Park
Lower Cookham Road
Maidenhead
Berkshire SL6 8YA, United Kingdom
Tel: <44> (1628) 585000
Fax: <44> (1628) 585160

Hitachi Asia Ltd.
Hitachi Tower
16 Collyer Quay #20-00,
Singapore 049318
Tel: <65>-538-6533/538-8577
Fax: <65>-538-6933/538-3877
URL: <http://www.hitachi.com.sg>

Hitachi Asia Ltd.
(Taipei Branch Office)
4/F, No. 167, Tun Hwa North Road,
Hung-Kuo Building,
Taipei (105), Taiwan
Tel: <886>-(2)-2718-3666
Fax: <886>-(2)-2718-8180
Telex: 23222 HAS-TP
URL: <http://www.hitachi.com.tw>

Hitachi Asia (Hong Kong) Ltd.
Group III (Electronic Components)
7/F., North Tower,
World Finance Centre,
Harbour City, Canton Road
Tsim Sha Tsui, Kowloon,
Hong Kong
Tel: <852>-(2)-735-9218
Fax: <852>-(2)-730-0281
URL: <http://www.hitachi.com.hk>

Copyright © Hitachi, Ltd., 2000. All rights reserved. Printed in Japan.
Colophon 2.0

[查询"2SC5593"供应商](#)

This datasheet has been download from:

www.datasheetcatalog.com

Datasheets for electronics components.