

T-1 3/4 PACKAGE PIN PHOTODIODE

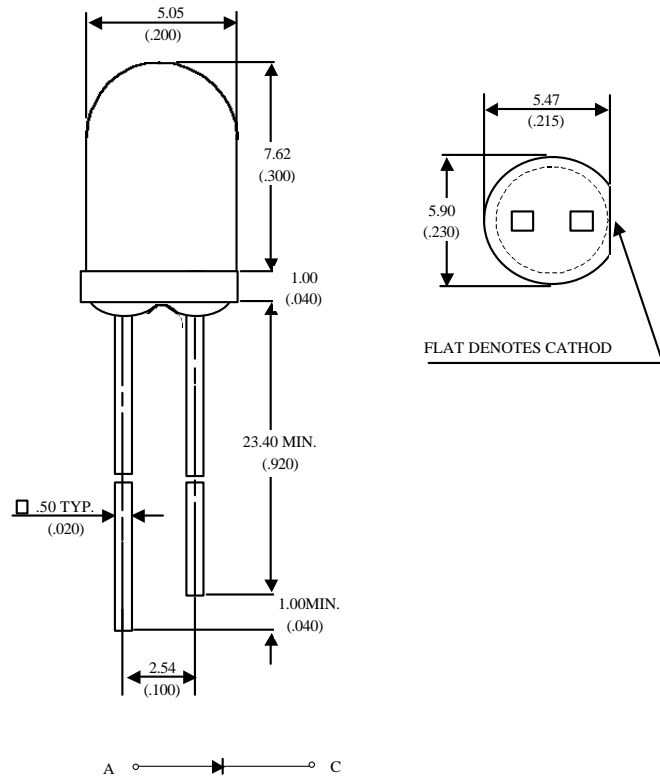
MID-56419

Description

The MID-56419 is a photodiode mounted in water clear end look plastic package and suitable for the variety wavelength.

Package Dimensions

Unit: mm (inches)



Features

- High photo sensitivity
- Low junction capacitance
- High cut-off frequency
- Fast switching time
- Acceptance viwe angle : 60°

Notes :

- 1.Tolerance is ± 0.25 mm (.010") unless otherwise noted.
- 2.Protruded resin under flange is 1.0 mm (.040") max.
- 3.Lead spacing is measured where the leads emerge from the package.

Absolute Maximum Ratings

@ T_A=25°C

Parameter	Maximum Rating	Unit
Power Dissipation	150	mW
Operating Temperature Range	-55°C to +100°C	
Storage Temperature Range	-55°C to +100°C	
Lead Soldering Temperature	260°C for 5 seconds	

Optical-Electrical Characteristics

@ T_A=25°C

Parameter	Test Conditions	Symbol	Min.	Type	Max.	Unit
Reverse Break Down Voltage	I _R =100μA Ee=0	V _{(BR)R}	30			V
Reverse Dark Current	V _R =10V Ee=0	I _D			30	nA
Open Circuit Voltage	λ=940nm Ee=0.1mW/cm ²	V _{OC}		350		mV
Rise Time	V _R =10V λ=940nm	T _r		30		nsec
Fall Time	R _L =50Ω	T _f		30		
Light Current	V _R =5V , λ=940nm Ee=0.1mW/cm ²	I _L		12		μA
Total Capacitance	V _R =3V , f=1MHZ Ee=0	C _T		25		pF

Typical Optical-Electrical Characteristic Curves

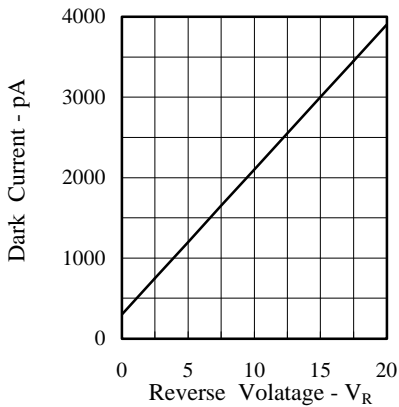


FIG.1 DARK CURRENT VS REVERSE VOLTAGE
TEMP=25°C, Ee=0 mW/cm²

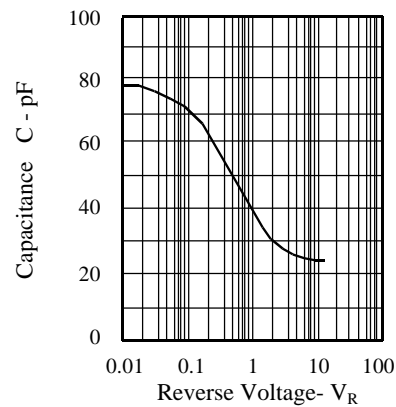


FIG.2 CAPACITANCE VS. REVERSE VOLTAGE
F=1MHZ, Ee=0mW/cm²

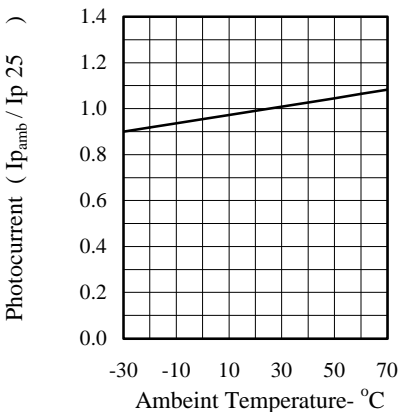


FIG.3 PHOTOCURRENT VS AMBIENT TEMPERATURE

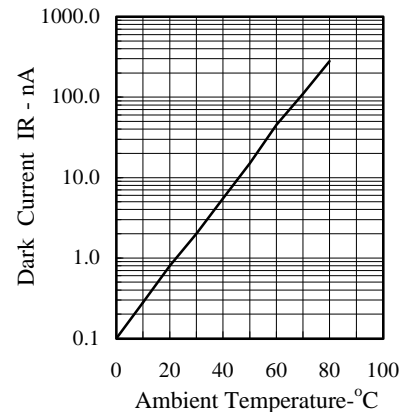


FIG.4 DARK CURRENT VS AMBIENT TEMPERATURE
V_R=10, Ee=0 mw/cm²

Typical Optical-Electrical Characteristic Curves

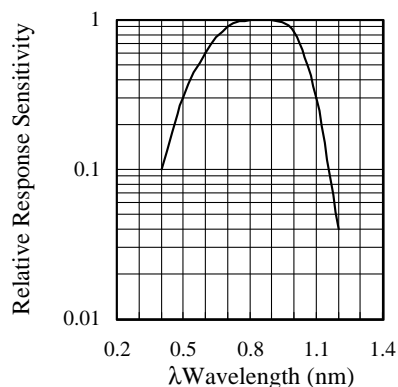


FIG.5 RELATIVE SPECTRAL SENSITIVITY VS. WAVELENGTH

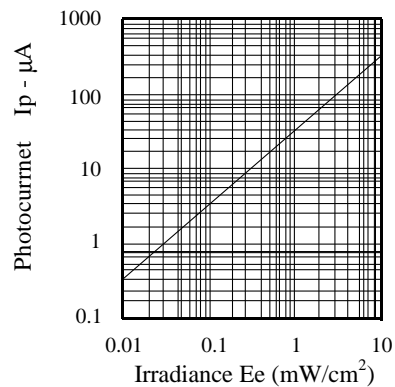


FIG.6 PHOTOCURRENT VS. IRRADIANCE = 950 nm

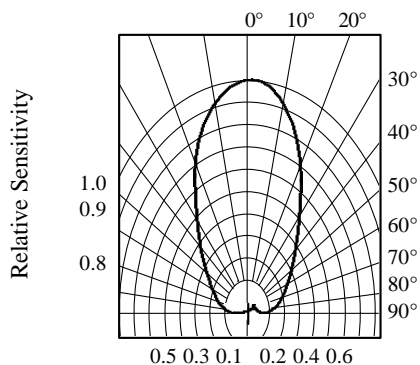


FIG.7 SENSITIVITY DIAGRAM

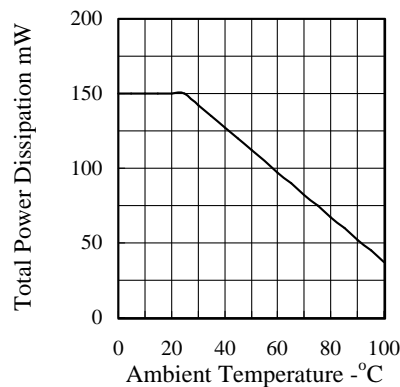


FIG.8 TOTAL POWER DISSIPATION VS. AMBIENT TEMPERATURE