

查询"2SK369"供应信息
 FIELD EFFECT TRANSISTOR SILICON N CHANNEL JUNCTION TYPE

2SK369

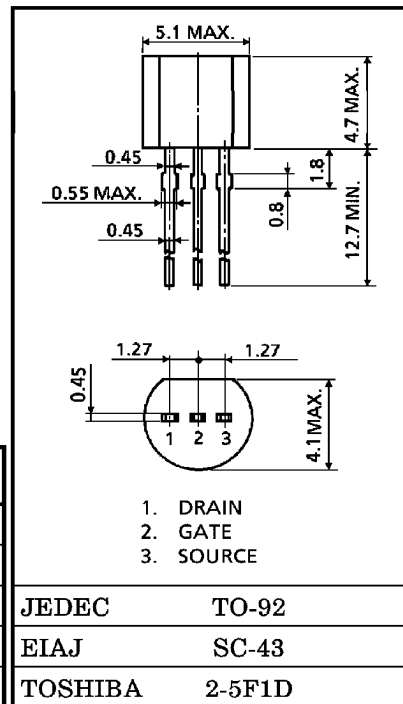
FOR LOW NOISE AUDIO AMPLIFIER APPLICATIONS

Unit in mm

- Suitable for Use as First Stage for Equalizer and MC Head Amplifiers.
- High $|Y_{fs}|$: $|Y_{fs}|=40\text{mS}$ (Typ.)
 $(V_{DS}=10\text{V}, V_{GS}=0, I_{DSS}=5\text{mA})$
- High Breakdown Voltage : $V_{GDS}=-40\text{V}$ (Min.)
- Super Low Noise : $NF=1.0\text{dB}$ (Typ.)
 $(V_{DS}=10\text{V}, I_D=5\text{mA}, f=1\text{kHz}, R_G=100\Omega)$
- High Input Impedance : $I_{GSS}=-1\text{nA}$ (Max.) ($V_{GS}=-30\text{V}$)

MAXIMUM RATINGS ($T_a=25^\circ\text{C}$)

CHARACTERISTIC	SYMBOL	RATING	UNIT
Gate-Drain Voltage	V_{GDS}	-40	V
Gate Current	I_G	10	mA
Drain Power Dissipation	P_D	400	mW
Junction Temperature	T_j	125	$^\circ\text{C}$
Storage Temperature Range	T_{stg}	-55~125	$^\circ\text{C}$



ELECTRICAL CHARACTERISTICS ($T_a=25^\circ\text{C}$)

Weight : 0.21g (Typ.)

CHARACTERISTIC	SYMBOL	TEST CONDITION	MIN.	TYP.	MAX	UNIT
Gate Cut-off Current	I_{GSS}	$V_{GS}=-30\text{V}, V_{DS}=0$	—	—	-1.0	nA
Gate-Drain Breakdown Voltage	$V_{(BR)GDS}$	$V_{DS}=0, I_G=-100\mu\text{A}$	-40	—	—	V
Drain Current	I_{DSS} (Note 1)	$V_{DS}=10\text{V}, V_{GS}=0$	5.0	—	30	mA
Gate-Source Cut-off Voltage	$V_{GS(OFF)}$	$V_{DS}=10\text{V}, I_D=0.1\mu\text{A}$	-0.3	—	-1.2	V
Forward Transfer Admittance	$ Y_{fs} $	$V_{DS}=10\text{V}, V_{GS}=0, f=1\text{kHz}, (I_{DSS}=5\text{mA})$	25	40	—	mS
Input Capacitance	C_{iss}	$V_{DS}=10\text{V}, V_{GS}=0, f=1\text{MHz}$	—	75	—	pF
Reverse Transfer Capacitance	C_{rss}	$V_{GD}=-10\text{V}, I_D=0, f=1\text{MHz}$	—	15	—	pF
Noise Figure (Note 2)	NF (1)	$V_{DS}=10\text{V}, R_G=100\Omega, I_D=5\text{mA}, f=100\text{Hz}$	—	5	10	dB
	NF (2)	$V_{DS}=10\text{V}, R_G=100\Omega, I_D=5\text{mA}, f=1\text{kHz}$	—	1	2	

Note 1 : I_{DSS} Classification GR : 5.0~10.0mA, BL : 8.0~16.0mA, V : 14.0~30.0mA

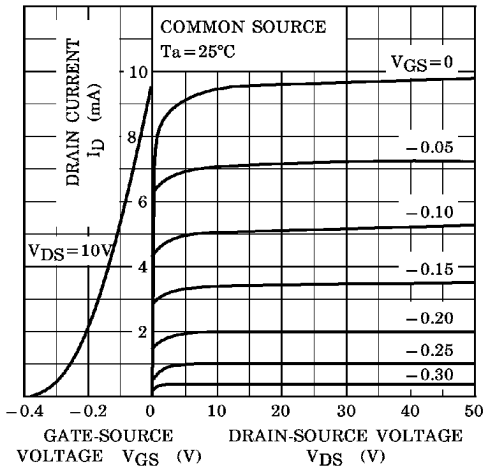
Note 2 : Use this in the low voltage region ($V_{DS}<15\text{V}$) for low noise applications.

961001EAA2

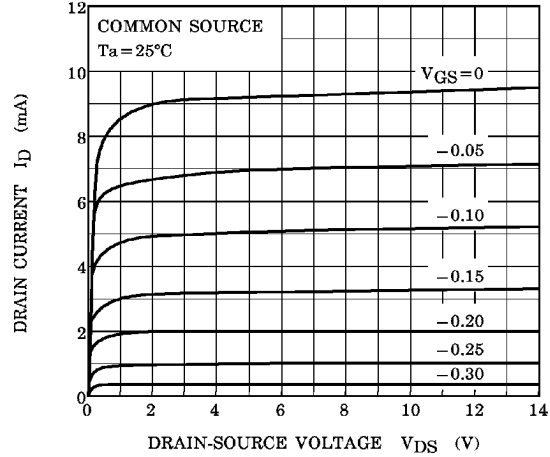
● TOSHIBA is continually working to improve the quality and the reliability of its products. Nevertheless, semiconductor devices in general can malfunction or fail due to their inherent electrical sensitivity and vulnerability to physical stress. It is the responsibility of the buyer, when utilizing TOSHIBA products, to observe standards of safety, and to avoid situations in which a malfunction or failure of a TOSHIBA product could cause loss of human life, bodily injury or damage to property. In developing your designs, please ensure that TOSHIBA products are used within specified operating ranges as set forth in the most recent products specifications. Also, please keep in mind the precautions and conditions set forth in the TOSHIBA Semiconductor Reliability Handbook.

[查询"2SK369BL"供应商](#)

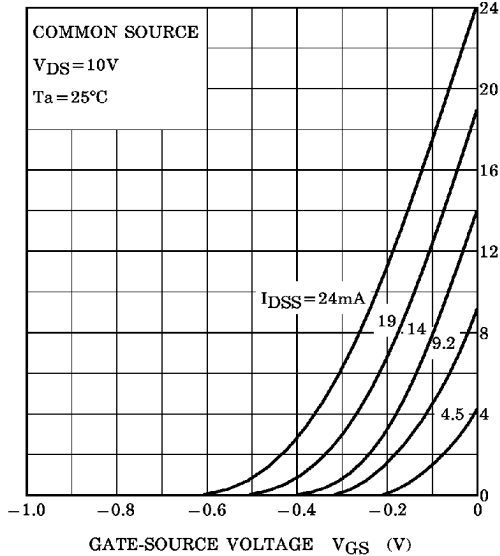
STATIC CHARACTERISTICS



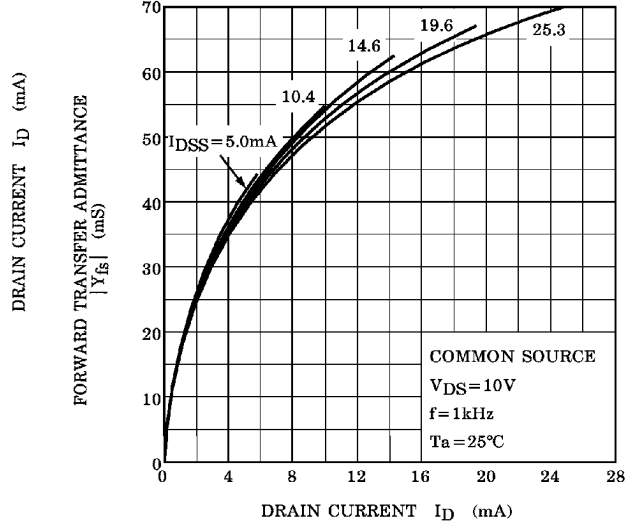
$I_D - V_{DS}$ (LOW VOLTAGE REGION)



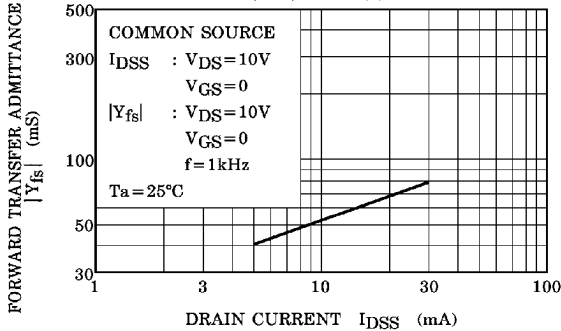
$I_D - V_{GS}$



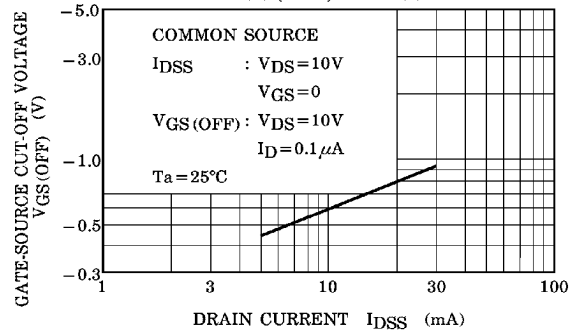
$|Y_{fs}| - I_D$



$|Y_{fs}| - I_{DSS}$



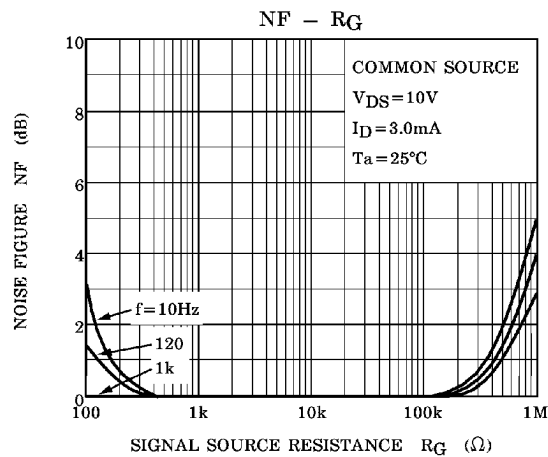
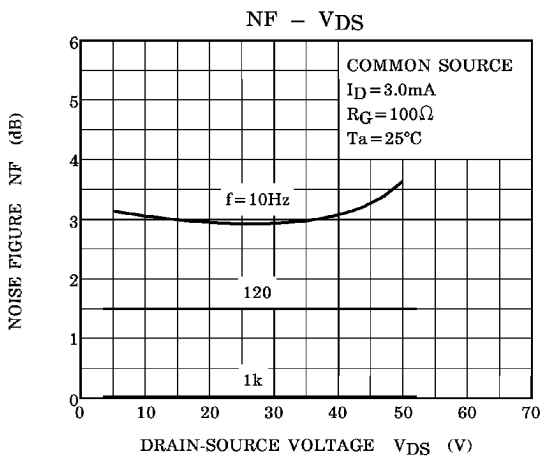
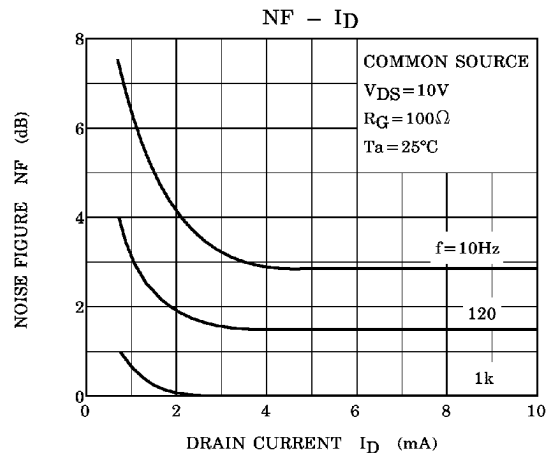
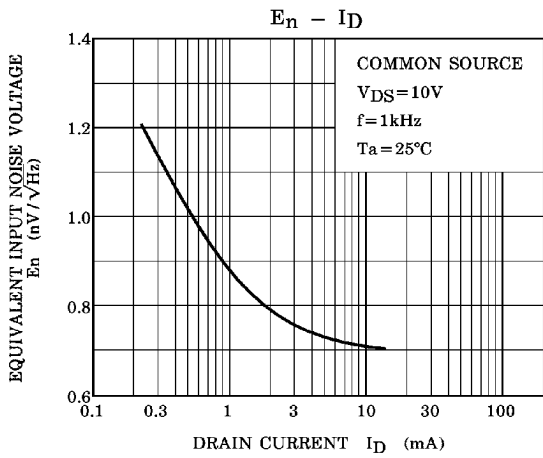
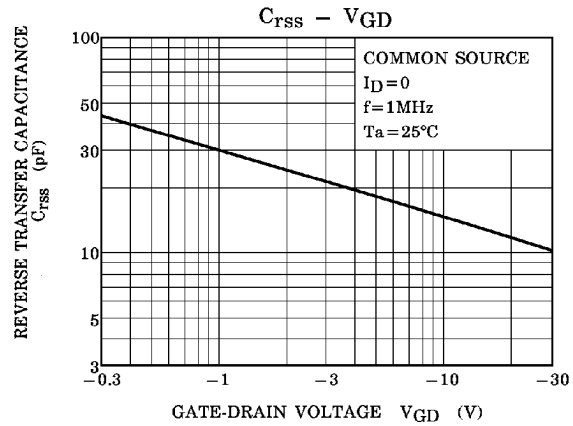
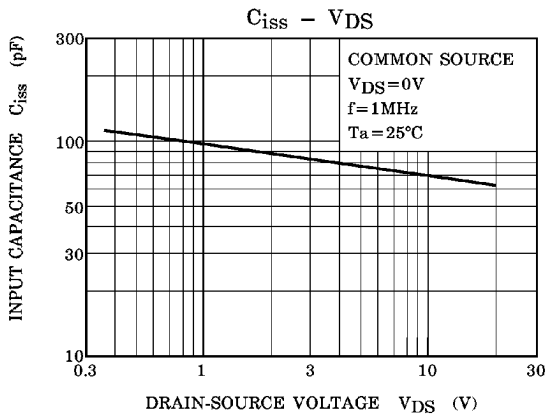
VGS(OFF) - IDSS



961001EAA2'

- The information contained herein is presented only as a guide for the applications of our products. No responsibility is assumed by TOSHIBA CORPORATION for any infringements of intellectual property or other rights of the third parties which may result from its use. No license is granted by implication or otherwise under any intellectual property or other rights of TOSHIBA CORPORATION or others.
- The information contained herein is subject to change without notice.

[查询"2SK369BL"供应商](#)



[查询"2SK369BL"供应商](#)

