

查询"SGE2648-1"供应商

This Document describes and specifies the electrical and mechanical characteristics of SGE2648-1 high voltage transformer for CCFL inverter power supply. This component should be designed and manufactured in accordance with Engineering Specification LES3811T

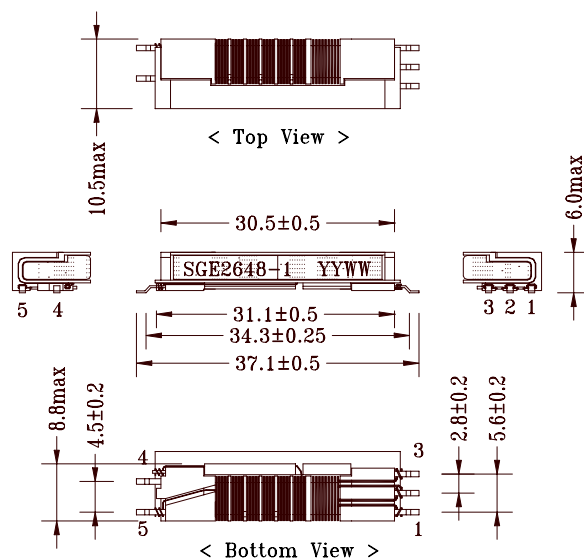
1. Electrical Characteristics

Items	Inductance (at 10Khz, 0.1V)			Items	D.C Resistance		
	Min	Nom	Max		Min	Nom	Max
L1-2, L2-3 (uH)	243	282	329	R1-2,R2-3(mΩ)	420	440	460
L4-5 (mH)	890	1012	1210	Rdc4-5(Ω)	405	415	430
L _{LKG2-4} , L _{LKG4-6} (uH)	Inductance (at 100Khz, 1Vrms)			R1-2/R2-3	0.96	1	1.04
	24.5	26.5	28.5	Balance of Primary DC resistance will be used as Bifilar winding measure tool			
Should be shorted pin 4-5				HP4280A 1Mhz C meter, Floating mode			
Secondary Self Capacitance							
C4-5 (pF)	2.0	2.5	3.0				
Dielectric Voltage Withstand							
Secondary to Core		60 Hz.,Arc-detect enabled, 5 sec. min., 200uA max. leakage current		2500Vrms min. (1min. 60Hz)			
Primary to Core				1000Vrms min.			
Primary to Secondary				1000Vrms min.			
Operating Test							
V4-5		Primary driven with 60 kHz. sine wave source (pin 1-3), secondary measured with Tektronix P6015 (or equiv.)..		2000Vrms min.			

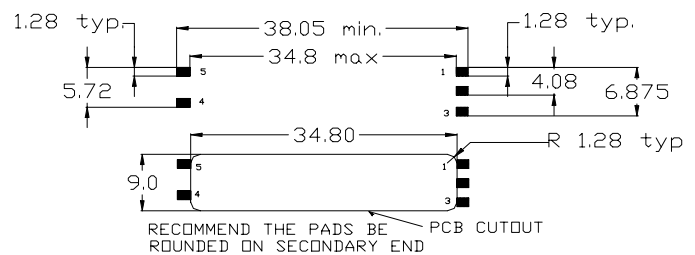
2. Winding Specifications

	Primary		Secondary
	Pin 1 – 2	Pin 2-3	Pin 4-5
Winding Sequence	2S-1F	3S-2F	5S-4F
Wire Size & Type	#34, Single Insulation, 180°C	#34, Single Insulation, 180°C	#46, Triple insulation, 180°C
Number of Turns	28	28	1700
Winding Method	Bifilar		

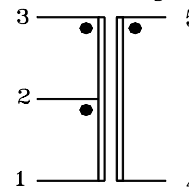
3. Physical Specification & Wiring Diagram



PCB PAD RECOMMENDATION



< Schematic Diagram >



Note : This transformer is design for single ended application. Pin 4 must to be connected to low voltage side or ground.