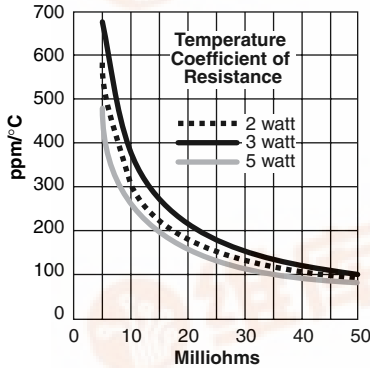


FEATURES

- Ideal for current sensing applications
- 1% Tolerance standard, others available
- Fixed resistance measuring point "M"
- Low inductance (non-inductive below 0.25Ω)
- RoHS compliant product available; add "E" suffix to part number to specify



FEATURES

- Ideal for current sensing applications
- 1% Tolerance standard, others available
- Low Inductance (non-inductive below 0.25Ω)
- Tinned Copper Leads
- RoHS Compliant

SPECIFICATIONS

Material

Terminals: Tinned Copper Leads

Encapsulation: Silicone Molding Compound

Derating

Linearly from 100% at +25°C to 0% at +200°C

SPECIFICATIONS

Material

Terminals: Solder-plated copper terminals or copper clad steel depending on ohmic value. RoHS solder composition is 96% Sn, 3.5% Ag, 0.5% Cu

Encapsulation: Silicone molding compound.

Derating

Linearly from 100% @ +25°C to 0% @ +275°C.

Electrical

Tolerance: ±1% standard. Others available.

Power rating: Based on 25°C free air rating.

Overload: 5 times rated wattage for 5 seconds.

Dielectric withstanding voltage: 1000 VRMS for 3 and 5 watt; 500 VRMS for 2 watt.

Insulation resistance: Not less than 1000MΩ.

Thermal EMF: Less than ±2μV/°C.

Temperature range: -55°C to 275°C.

Electrical

Resistance Range: 0.005Ω to 0.100Ω standard

Standard Tolerance: ±1%; others available

Operating Temperature Range: -55°C to +200°C

Temperature Coefficient of Resistance, 0°C to 85°C:
≥0.015Ω: ±50 PPM/°C
<0.015Ω: ±100 PPM/°C

Environmental Performance: Exceeds the requirements of MIL-PRF-49465

Power rating: Based on 25°C free air rating.

Overload: 5 times rated wattage for 5 seconds

Max. Current: 22 amps

Dielectric withstanding voltage: 1500 VAC for 4.5 and 7 watt
1000 VAC for 3 watt

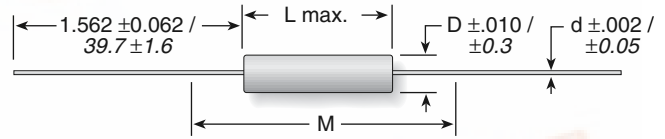
Insulation resistance: Not less than 1000 MΩ

Thermal EMF: Less than ±2μV/°C



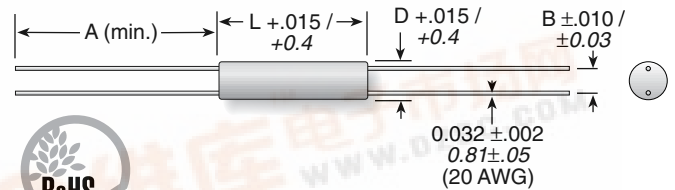
10 Series

Axial Wire Element Current Sense



Two Terminal Axial

| Series | Wattage | Ohms | Dimensions (in. / mm) | | | |
|--------|---------|------------|-----------------------|-------------|--------------|----------|
| | | | Length | Diam. | "M" | Lead ga. |
| 12 | 2 | 0.005-0.10 | 0.416 / 10.6 | 0.094 / 2.4 | 1.156 / 29.4 | 20 |
| 13 | 3 | 0.005-0.20 | 0.570 / 14.5 | 0.205 / 5.2 | 1.310 / 33.3 | 20 |
| 15 | 5 | 0.005-0.25 | 0.935 / 23.8 | 0.330 / 8.4 | 1.675 / 42.5 | 18 |



Four Terminal Axial

| Series | Wattage | Ohms | Dimensions (in. / mm) | | | |
|--------|---------|-----------|-----------------------|--------------|-------------|--------------|
| | | | Length | Diam. | A | B |
| 13 | 3 | 0.005-0.1 | 0.625 / 15.9 | 0.200 / 5.08 | 1.25 / 31.8 | 0.125 / 3.18 |
| 14 | 4.5 | 0.005-0.1 | 1.060 / 26.9 | 0.335 / 8.51 | 1.50 / 38.1 | 0.200 / 5.08 |
| 17 | 7 | 0.005-0.1 | 1.500 / 38.1 | 0.375 / 9.53 | 1.50 / 38.1 | 0.200 / 5.08 |

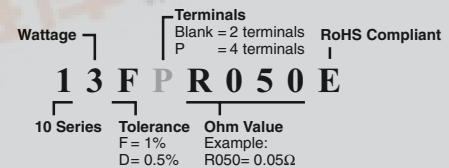
Ohmite's Four-terminal Current-sense Resistors are specifically designed for low-resistance applications requiring the highest accuracy and temperature stability. This four-terminal version of Ohmite's 10 Series resistor is specially designed for use in a Kelvin configuration, in which a current is applied through two opposite terminals and sensing voltage is measured across the other two terminals.

The Kelvin configuration enables the resistance and temperature coefficient of the terminals to be effectively eliminated. The four terminal design also results in a lower temperature coefficient of resistance and lower self-heating drift which may be experienced on two-terminal resistors. The requirement to connect to the terminals at precise test points is eliminated, allowing for tighter tolerancing on the end application.

STANDARD PART NUMBERS FOR 10 SERIES

| Ohmic value | 2 Terminal | | | 4 Terminal | | |
|-------------|------------|---------|---------|------------|-----------|-----------|
| | 2 watt | 3 watt | 5 watt | 3 watt | 4.5 watt | 7 watt |
| 0.005 | 12FR005 | 13FR005 | 15FR005 | 13FPR005E | 14FPR005E | 17FPR005E |
| 0.010 | 12FR010 | 13FR010 | 15FR010 | 13FPR010E | 14FPR010E | 17FPR010E |
| 0.015 | 12FR015 | 13FR015 | 15FR015 | 13FPR015E | 14FPR015E | 17FPR015E |
| 0.020 | 12FR020 | 13FR020 | 15FR020 | 13FPR020E | 14FPR020E | 17FPR020E |
| 0.025 | 12FR025 | 13FR025 | 15FR025 | 13FPR025E | 14FPR025E | 17FPR025E |
| 0.030 | 12FR030 | 13FR030 | 15FR030 | 13FPR030E | 14FPR030E | 17FPR030E |
| 0.040 | 12FR040 | 13FR040 | 15FR040 | 13FPR040E | 14FPR040E | 17FPR040E |
| 0.050 | 12FR050 | 13FR050 | 15FR050 | 13FPR050E | 14FPR050E | 17FPR050E |
| 0.060 | 12FR060 | 13FR060 | 15FR060 | 13FPR060E | 14FPR060E | 17FPR060E |
| 0.070 | 12FR070 | 13FR070 | 15FR070 | 13FPR070E | 14FPR070E | 17FPR070E |
| 0.075 | | | | 13FPR075E | 14FPR075E | 17FPR075E |
| 0.080 | 12FR080 | 13FR080 | 15FR080 | 13FPR080E | 14FPR080E | 17FPR080E |
| 0.090 | 12FR090 | 13FR090 | 15FR090 | 13FPR090E | 14FPR090E | 17FPR090E |
| 0.100 | 12FR100 | 13FR100 | 15FR100 | 13FPR100E | 14FPR100E | 17FPR100E |
| 0.150 | | 13FR150 | 15FR150 | | | |
| 0.200 | | 13FR200 | 15FR200 | | | |
| 0.250 | | | 15FR250 | | | |

ORDERING INFORMATION



Check product availability at www.ohmite.com