

## MICRO SIL Reed Relays

[查询"MS12-1A87-75D"供应商](#)



## DESCRIPTION

MICRO SIL is a compact version of SIL Reed Relay Series using only 15.2 x 3.81 mm of board space which is half the standard SIL requirement.

## APPLICATIONS

- ATE systems
- Measurement equipment
- Telecommunications
- Security systems

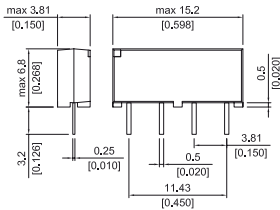
## FEATURES

- Contact Form 1A and 2A
- Internal magnetic shield
- New rugged molded design
- Diode option available
- High coil resistance option

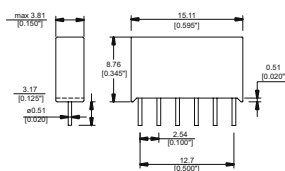
## DIMENSIONS

All dimensions in mm [inches]

Form 1A



Form 2A

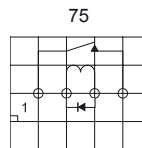


## PIN OUT

View from top of component

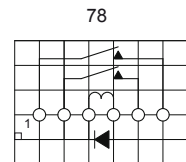
Form 1A

Pitch grid: 3.81 mm [0.15"]  
Pin #2 must be positive when internal diode protection is present.



Form 2A

Pitch grid: 2.54 mm [0.1"]  
Pin #3 must be positive when internal diode protection is present.



• Notch in case denotes pin #1

## ORDER INFORMATION

Relay Series	Nominal Voltage	Contact Form	Switch Model	Pin Out	Options	High Resistance Version
MS -	XX -	1A	87	75	X	XX
MS -	XX -	2A	87	78	X	
Options	05, 12				L, D	HR

### Part Number Example

MS12 - 1A87 - 75L

12 is the nominal voltage  
87 is the switch model  
L is the option

## OPTIONS

L = No diode (with internal shield)  
D = With diode and internal magnetic shield  
HR = High resistance version (5 Volt option only)

[查询"MS12-1A87-75D"供应商](#)

## RELAY DATA

All Data at 20° C	Switch Model → Contact Form →	Switch 87 Form A			
Contact Ratings	Conditions	Min.	Typ.	Max.	Units
Switching Power	Any DC combination of V & A not to exceed their individual max.'s			10	W
Switching Voltage	DC or peak AC			200	V
Switching Current	DC or peak AC			0.5	A
Carry Current	DC or peak AC			1.0	A
Static Contact Resistance	w/ 0.5 V & 50mA			150	mΩ
Dynamic Contact Resistance	Measured w/ 0.5 V & 50mA , 1.5 ms after closure			200	mΩ
Insulation Resistance across Contacts	Across Contact Coil - Contact	10 <sup>10</sup> 10 <sup>13</sup>	10 <sup>12</sup> 10 <sup>14</sup>		Ω
Breakdown Voltage across Contact	Across Contact Coil - Contact	225 1500			VDC
Operation Time incl. Bounce	Nominal voltage			0.5	ms
Release Time	with no coil suppression			0.1	ms
Capacitance	Across Contact Coil - Contact		0.2 2.0		pF
<b>Life Expectance</b>					
Switch Voltage 5V - 10 mA	DC <10 pF stray cap.		1000		10 <sup>8</sup> Cycles
For other load requirements, see test section on Page 112.					
<b>Environmental Data</b>					
Shock Resistance	1/2 sinus wave duration 11 ms			50	g
Vibration Resistance	From 10 - 2000 Hz			20	g
Ambient Temperature	10°C/ minute max. allowable	-20		70	°C
Stock Temperature	10°C/ minute max. allowable	-35		95	°C
Soldering Temperature	5 sec.			260	°C

## MICRO SIL

## Reed Relays

[查询"MS12-1A87-75D"供应商](#)

## COIL DATA

Contact Form	Switch Model	Coil Voltage		Coil Resistance			Pull-in Voltage	Drop-out Voltage	Nominal Coil Power
All Data at 20 °C *		VDC		Ω			VDC	VDC	mW
		Nom.	Max.	Min.	Typ.	Max.	Max.	Min.	Typ.
1A	87	5	7.5	250	280	310	3.5	0.75	90
		5 HR	7.5	450	500	550	3.5	0.75	50
		12	18	630	700	770	8.4	1.8	205
2A	87	5	7.5	338	375	413	3.75	0.5	67
* The pull-in / drop-out voltages and coil resistance will change at the rate 0,4% / °C									