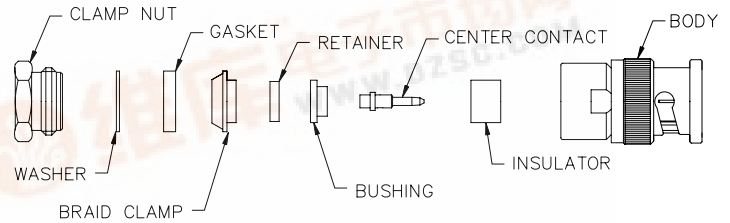


## Models 6746A

### BNC (M) Compression Style, RG59A, 59B, 62, 210, 75 $\Omega$



Model 6746A BNC (M) Compression Style, 75  $\Omega$



Use for your 75  $\Omega$  broadcast applications.

### Features

- True 75  $\Omega$ .
- Designed for common cable types.
- Precision machined.
- Gold-plated (15 micro-inches) contacts.
- Insulation material is PTFE (**not delrin**).

### Materials

- Body is machined brass with tarnish resistant nickel plating.
- Male center pin contact is gold-plated (15 micro-inches) brass.
- Body made from precision machined high-quality brass (not die cast).
- High-quality machined PTFE dielectric.

### Specifications

Nominal impedance	75 $\Omega$
Frequency	0-3 GHz
VSWR	1.10 max. 0-1 GHz 1.35 max. 1-3 GHz
Center / Outer contact resistance	1.5 / 1.0 m $\Omega$
Number of insertions	500
Dielectric withstand voltage	1500 Vrms
Ratings: Voltage: 500 Vrms Operating Temperature: -85 °F to +329 °F (-65 °C to +165 °C) Max.	

### Ordering Information

Model: 6746A

USA: Sales: 800-490-2361 Technical Support: 800-241-2060 Fax: 888-403-3360

Europe: 31-(0) 40 2675 150 International: 425-446-5500

e-mail: [technicalsupport@pomonatest.com](mailto:technicalsupport@pomonatest.com)

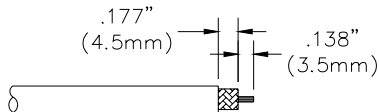
Where to Buy: [www.pomonaelectronics.com](http://www.pomonaelectronics.com)

All dimensions are in inches. Tolerances (except noted): .xx =  $\pm 0.02$ " (.51 mm), .xxx =  $\pm 0.005$ " (.127 mm). All specifications are to the latest revisions. Specifications are subject to change without notice. Registered trademarks are the property of their respective companies.

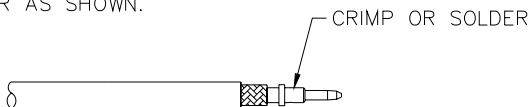


**Models 6746A**  
**BNC (M) Compression Style, RG59A, 59B, 62, 210, 75  $\Omega$** **Connector Assembly Instructions**

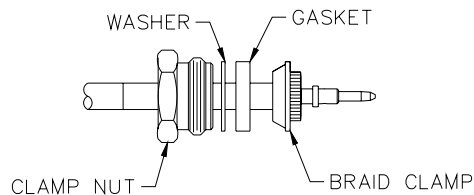
1. STRIP CABLE TO DIMENSIONS SHOWN.



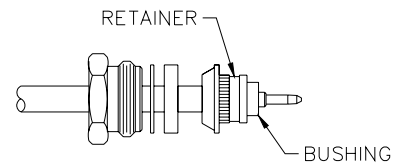
2. CRIMP OR SOLDER CENTER CONTACT TO CENTER CONDUCTOR AS SHOWN.



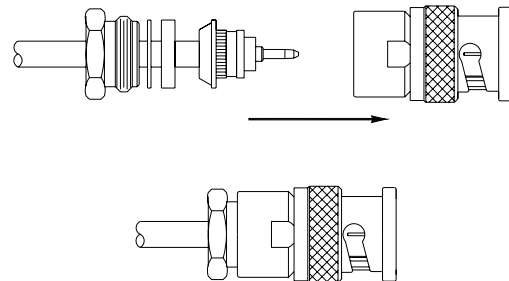
3. SLIDE CLAMP NUT, WASHER, GASKET AND BRAID CLAMP OVER END OF CABLE. FRAY BRAID AND COMB BACK OVER BRAID CLAMP.



4. SLIDE RETAINER AND BUSHING AGAINST THE BRAID CLAMP.



5. INSERT CABLE AND SUB-PARTS INTO THE MAIN BODY, THEN SCREW THE HEX NUT UNTIL IT IS TIGHTENED.



**USA:** Sales: 800-490-2361 Technical Support: 800-241-2060 Fax: 888-403-3360

**Europe:** 31-(0) 40 2675 150 **International:** 425-446-5500

**e-mail:** [technicalsupport@pomonatest.com](mailto:technicalsupport@pomonatest.com)

**Where to Buy:** [www.pomonaelectronics.com](http://www.pomonaelectronics.com)

All dimensions are in inches. Tolerances (except noted): .xx =  $\pm .02$ " (.51 mm), .xxx =  $\pm .005$ " (.127 mm). All specifications are to the latest revisions. Specifications are subject to change without notice. Registered trademarks are the property of their respective companies.