

Advanced Power Management Unit

Check for Samples: [TPS658621D](#)


1 INTRODUCTION

1.1 MAIN FEATURES

- **INTEGRATED POWER SUPPLIES**
 - 3 Programmable Step-Down converters
 - Software Controlled Enable/Forced PWM Mode
 - Automatic Power Saving Mode
 - Maximum 1.5 A Outputs (SM0 and SM2)
 - Maximum 2.0 A Output (SM1)
 - 11 Programmable General Purpose LDOs
 - 7 With Output Voltages of 1.25V to 3.3V
 - 2 With Output Voltages of 0.725V to 1.5V or 1.25V to 2.586V (factory configurable)
 - 1 “Always On” With Output Voltages of 1.25V to 3.3V
 - 1 With Output Voltage of 1.70V–2.475V
- **DISPLAY SUPPORT FUNCTIONS**
 - 4 PWM Outputs With Programmable Frequency and Duty Cycle
 - Dual RGB LED Drivers
 - Constant Current WLED Driver
 - 26.5V (max) at 25mA
 - Over-Voltage Protection
 - Programmable Current Level and Brightness Control
- **HOST INTERFACE**
 - Interrupt Controller With Maskable Interrupts
 - External ADC Triggering and Step-Down Converter Mode Control
- **SYSTEM MANAGEMENT**
 - Dual Input Power Path
 - USB Current Limiting
 - Max 18V Over-Voltage Protection
 - Power Good Monitoring on all Supply Outputs
 - Software Reset Function
 - Hardware On/Off and Reboot Control
 - Momentary Power Loss (MPL) support
 - AUTOBOOT support
 - 11 Channel ADC With 3 Operating Modes
 - Single Conversion
 - Peak Detection
 - Averaging

1.2 APPLICATIONS

- Netbooks
- Portable Navigation Devices
- Portable Media Players



1.3 DESCRIPTION

The TPS658621D provides an easy to use, fully integrated solution for handheld devices, integrating charge management, multiple regulated power supplies, system management and display functions in a small package. The I²C™ interface enables control of a wide range of subsystem parameters. Internal registers have a complete set of status information, enabling easy diagnostics and host-controlled handling of fault conditions.



Please be aware that an important notice concerning availability, standard warranty, and use in critical applications of Texas Instruments semiconductor products and disclaimers thereto appears at the end of this data sheet.

I²C is a trademark of NXP B. V Corporation.

PRODUCTION DATA information is current as of publication date. Products conform to specifications per the terms of the Texas Instruments standard warranty. Production processing does not necessarily include testing of all parameters.

Copyright © 2010, Texas Instruments Incorporated



[查询"TPS658621D"供应商](#)

To request a full data sheet, please send an email to:
nvidia_contact@list.ti.com.



PACKAGING INFORMATION

Orderable Device	Status ⁽¹⁾	Package Type	Package Drawing	Pins	Package Qty	Eco Plan ⁽²⁾	Lead/ Ball Finish	MSL Peak
TPS658621DZGUR	ACTIVE	BGA MICROSTAR	ZGU	169	1000	Green (RoHS & no Sb/Br)	SNAGCU	Level-3-2600
TPS658621DZGUT	ACTIVE	BGA MICROSTAR	ZGU	169	250	Green (RoHS & no Sb/Br)	SNAGCU	Level-3-2600
TPS658621DZQZR	ACTIVE	BGA MICROSTAR JUNIOR	ZQZ	120	2500	Green (RoHS & no Sb/Br)	SNAGCU	Level-3-2600
TPS658621DZQZT	ACTIVE	BGA MICROSTAR JUNIOR	ZQZ	120	250	Green (RoHS & no Sb/Br)	SNAGCU	Level-3-2600

⁽¹⁾ The marketing status values are defined as follows:

ACTIVE: Product device recommended for new designs.

LIFEBUY: TI has announced that the device will be discontinued, and a lifetime-buy period is in effect.

NRND: Not recommended for new designs. Device is in production to support existing customers, but TI does not recommend using this part in a new design.

PREVIEW: Device has been announced but is not in production. Samples may or may not be available.

OBSOLETE: TI has discontinued the production of the device.

⁽²⁾ Eco Plan - The planned eco-friendly classification: Pb-Free (RoHS), Pb-Free (RoHS Exempt), or Green (RoHS & no Sb/Br) - please check <http://www.ti.com> for more information and additional product content details.

TBD: The Pb-Free/Green conversion plan has not been defined.

Pb-Free (RoHS): TI's terms "Lead-Free" or "Pb-Free" mean semiconductor products that are compatible with the current RoHS requirements for all lead not exceed 0.1% by weight in homogeneous materials. Where designed to be soldered at high temperatures, TI Pb-Free products are suitable for use in applications that require high temperature soldering.

Pb-Free (RoHS Exempt): This component has a RoHS exemption for either 1) lead-based flip-chip solder bumps used between the die and package, or 2) lead-based die attach between the die and leadframe. The component is otherwise considered Pb-Free (RoHS compatible) as defined above.

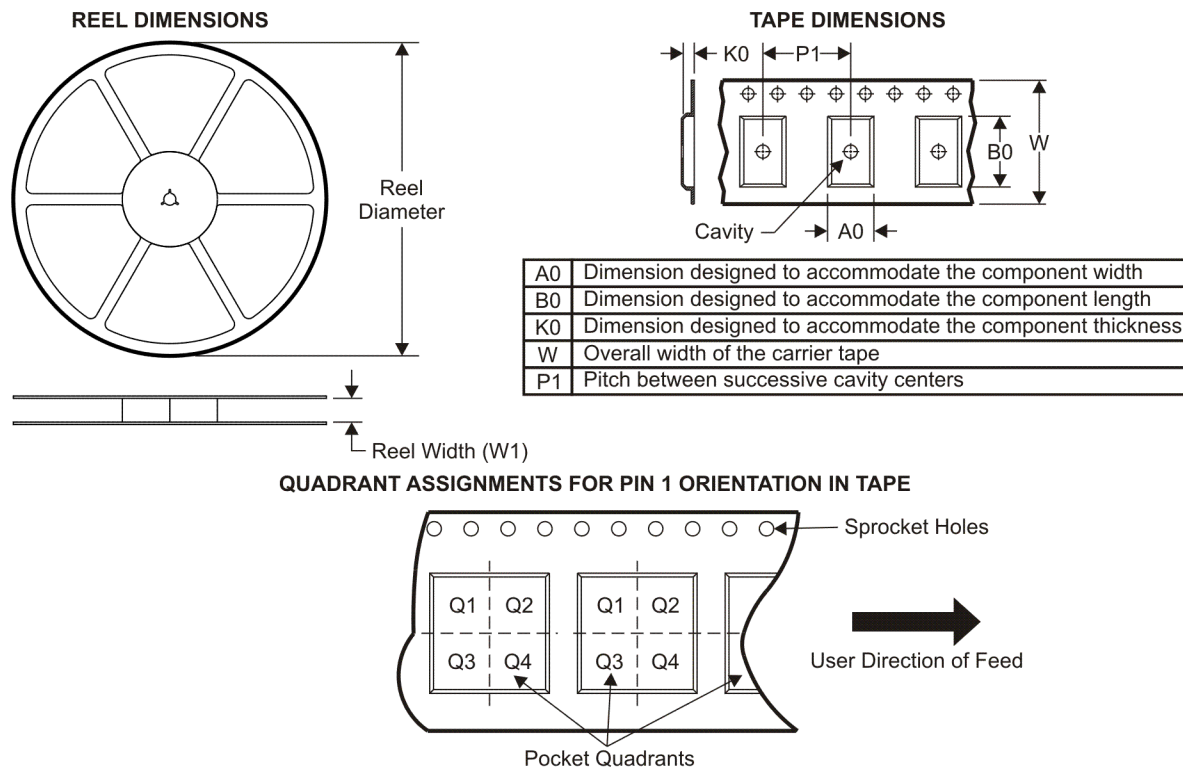
Green (RoHS & no Sb/Br): TI defines "Green" to mean Pb-Free (RoHS compatible), and free of Bromine (Br) and Antimony (Sb) based flame retardants (as required by UL94V-0) in homogeneous material.

⁽³⁾ MSL, Peak Temp. -- The Moisture Sensitivity Level rating according to the JEDEC industry standard classifications, and peak solder temperature.

Important Information and Disclaimer: The information provided on this page represents TI's knowledge and belief as of the date that it is provided. TI disclaims any warranty, expressed or implied, for the information provided by third parties, and makes no representation or warranty as to the accuracy of such information. Efforts are underway to better integrate information from third parties into TI's data sheets and Datasheets. TI continues to take reasonable steps to provide representative and accurate information but may not have conducted destructive testing or chemical analysis on all TI and TI suppliers consider certain information to be proprietary, and thus CAS numbers and other limited information may not be available for release.

In no event shall TI's liability arising out of such information exceed the total purchase price of the TI part(s) at issue in this document sold by TI to Customer.

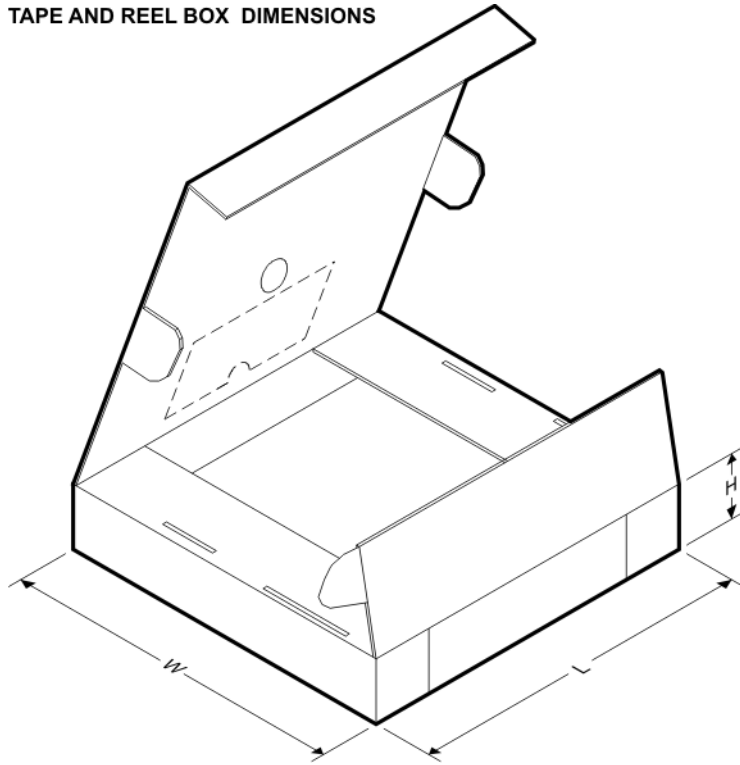
TAPE AND REEL INFORMATION



*All dimensions are nominal

Device	Package Type	Package Drawing	Pins	SPQ	Reel Diameter (mm)	Reel Width W1 (mm)	A0 (mm)	B0 (mm)	K0 (mm)	P1 (mm)	W (mm)	Pin1 Quadrant
TPS658621DZGUR	BGA MICROSTAR	ZGU	169	1000	330.0	24.4	12.3	12.3	2.3	16.0	24.0	Q1
TPS658621DZGUT	BGA MICROSTAR	ZGU	169	250	330.0	24.4	12.3	12.3	2.3	16.0	24.0	Q1
TPS658621DZQZR	BGA MICROSTAR JUNIOR	ZQZ	120	2500	330.0	16.4	6.3	6.3	1.5	12.0	16.0	Q1
TPS658621DZQZT	BGA MICROSTAR JUNIOR	ZQZ	120	250	330.0	16.4	6.3	6.3	1.5	12.0	16.0	Q1

TAPE AND REEL BOX DIMENSIONS

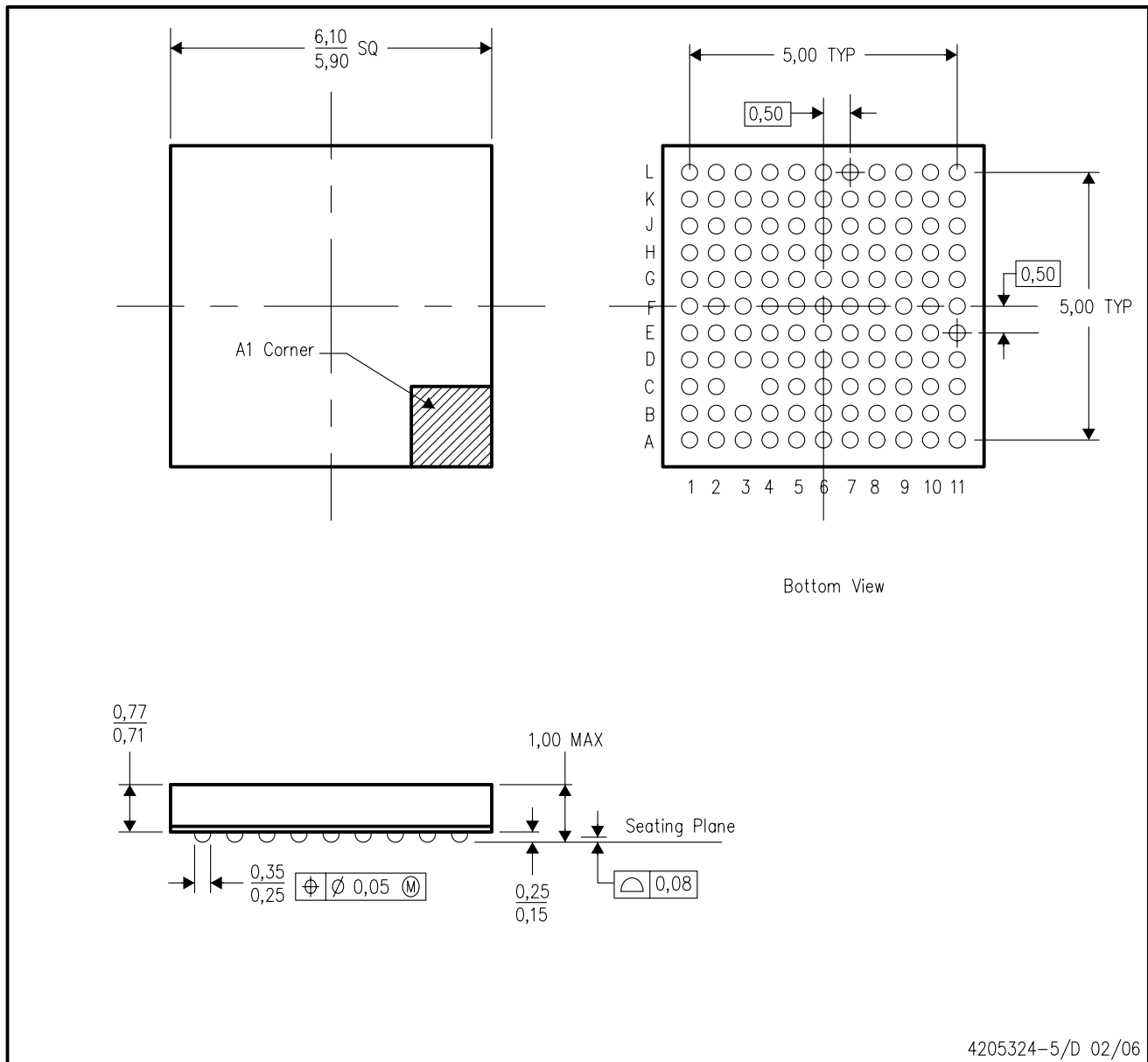


*All dimensions are nominal

Device	Package Type	Package Drawing	Pins	SPQ	Length (mm)	Width (mm)	Height (mm)
TPS658621DZGUR	BGA MICROSTAR	ZGU	169	1000	333.2	345.9	31.8
TPS658621DZGUT	BGA MICROSTAR	ZGU	169	250	333.2	345.9	31.8
TPS658621DZQZR	BGA MICROSTAR JUNIOR	ZQZ	120	2500	333.2	345.9	28.6
TPS658621DZQZT	BGA MICROSTAR JUNIOR	ZQZ	120	250	333.2	345.9	28.6

ZQZ (S-PBGA-N120)

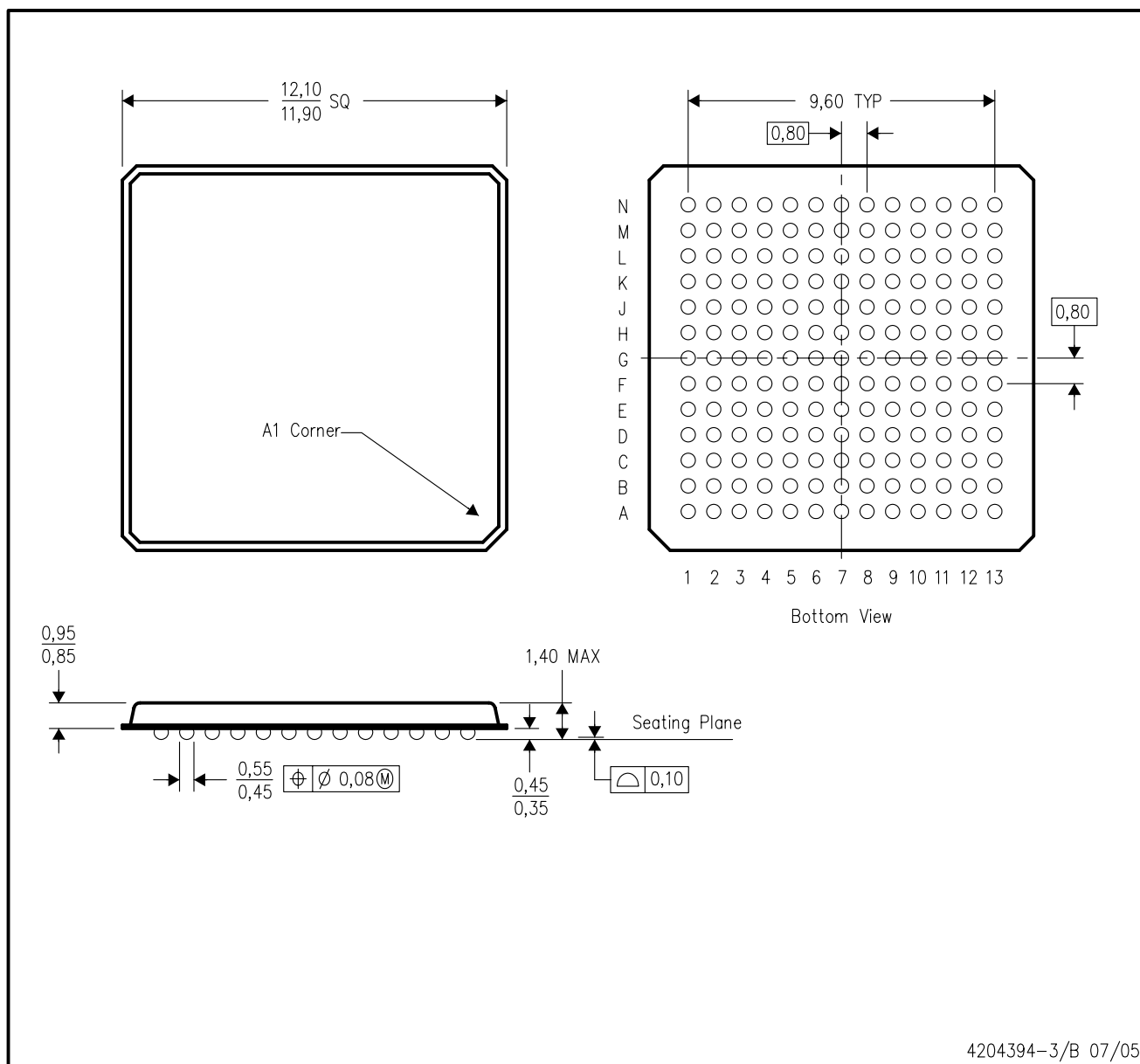
PLASTIC BALL GRID ARRAY



- NOTES:
- A. All linear dimensions are in millimeters.
 - B. This drawing is subject to change without notice.
 - C. Falls within JEDEC MO-225
 - D. This package is lead-free.

ZGU (S-PBGA-N169)

PLASTIC BALL GRID ARRAY



- NOTES:
- A. All linear dimensions are in millimeters.
 - B. This drawing is subject to change without notice.
 - C. Micro Star BGA configuration
 - D. This is a lead-free solder ball design.

IMPORTANT NOTICE

Texas Instruments Incorporated and its subsidiaries (TI) reserve the right to make corrections, modifications, enhancements, improvements, and other changes to its products and services at any time and to discontinue any product or service without notice. Customers should obtain the latest relevant information before placing orders and should verify that such information is current and complete. All products are sold subject to TI's terms and conditions of sale supplied at the time of order acknowledgment.

TI warrants performance of its hardware products to the specifications applicable at the time of sale in accordance with TI's standard warranty. Testing and other quality control techniques are used to the extent TI deems necessary to support this warranty. Except where mandated by government requirements, testing of all parameters of each product is not necessarily performed.

TI assumes no liability for applications assistance or customer product design. Customers are responsible for their products and applications using TI components. To minimize the risks associated with customer products and applications, customers should provide adequate design and operating safeguards.

TI does not warrant or represent that any license, either express or implied, is granted under any TI patent right, copyright, mask work right, or other TI intellectual property right relating to any combination, machine, or process in which TI products or services are used. Information published by TI regarding third-party products or services does not constitute a license from TI to use such products or services or a warranty or endorsement thereof. Use of such information may require a license from a third party under the patents or other intellectual property of the third party, or a license from TI under the patents or other intellectual property of TI.

Reproduction of TI information in TI data books or data sheets is permissible only if reproduction is without alteration and is accompanied by all associated warranties, conditions, limitations, and notices. Reproduction of this information with alteration is an unfair and deceptive business practice. TI is not responsible or liable for such altered documentation. Information of third parties may be subject to additional restrictions.

Resale of TI products or services with statements different from or beyond the parameters stated by TI for that product or service voids all express and any implied warranties for the associated TI product or service and is an unfair and deceptive business practice. TI is not responsible or liable for any such statements.

TI products are not authorized for use in safety-critical applications (such as life support) where a failure of the TI product would reasonably be expected to cause severe personal injury or death, unless officers of the parties have executed an agreement specifically governing such use. Buyers represent that they have all necessary expertise in the safety and regulatory ramifications of their applications, and acknowledge and agree that they are solely responsible for all legal, regulatory and safety-related requirements concerning their products and any use of TI products in such safety-critical applications, notwithstanding any applications-related information or support that may be provided by TI. Further, Buyers must fully indemnify TI and its representatives against any damages arising out of the use of TI products in such safety-critical applications.

TI products are neither designed nor intended for use in military/aerospace applications or environments unless the TI products are specifically designated by TI as military-grade or "enhanced plastic." Only products designated by TI as military-grade meet military specifications. Buyers acknowledge and agree that any such use of TI products which TI has not designated as military-grade is solely at the Buyer's risk, and that they are solely responsible for compliance with all legal and regulatory requirements in connection with such use.

TI products are neither designed nor intended for use in automotive applications or environments unless the specific TI products are designated by TI as compliant with ISO/TS 16949 requirements. Buyers acknowledge and agree that, if they use any non-designated products in automotive applications, TI will not be responsible for any failure to meet such requirements.

Following are URLs where you can obtain information on other Texas Instruments products and application solutions:

Products		Applications	
Amplifiers	amplifier.ti.com	Audio	www.ti.com/audio
Data Converters	dataconverter.ti.com	Automotive	www.ti.com/automotive
DLP® Products	www.dlp.com	Communications and Telecom	www.ti.com/communications
DSP	dsp.ti.com	Computers and Peripherals	www.ti.com/computers
Clocks and Timers	www.ti.com/clocks	Consumer Electronics	www.ti.com/consumer-apps
Interface	interface.ti.com	Energy	www.ti.com/energy
Logic	logic.ti.com	Industrial	www.ti.com/industrial
Power Mgmt	power.ti.com	Medical	www.ti.com/medical
Microcontrollers	microcontroller.ti.com	Security	www.ti.com/security
RFID	www.ti-rfid.com	Space, Avionics & Defense	www.ti.com/space-avionics-defense
RF/IF and ZigBee® Solutions	www.ti.com/lprf	Video and Imaging	www.ti.com/video
		Wireless	www.ti.com/wireless-apps