



## MMSZ5229AS SERIES

### SURFACE MOUNT SILICON ZENER DIODES

**VOLTAGE** 4.3 to 51Volts **POWER** 200 mWatts

SOD-323

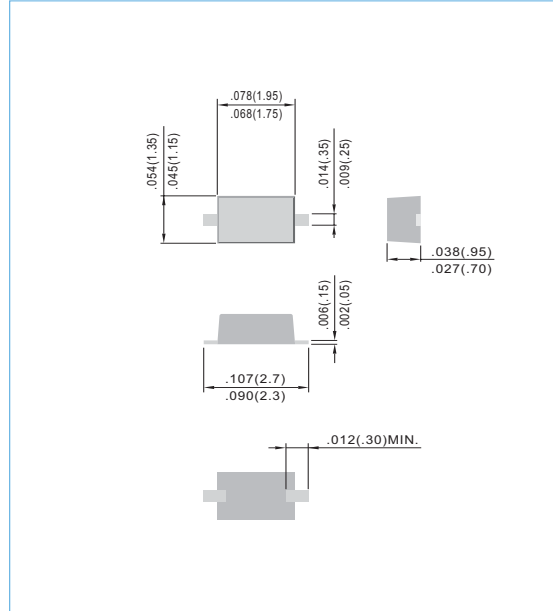
Unit: inch (mm)

#### FEATURES

- Planar Die construction
- 200mW Power Dissipation
- Ideally Suited for Automated Assembly Processes
- Pb free product : 99% Sn above can meet RoHS environment substance diective request

#### MECHANICAL DATA

- Case: SOD-323, Molded Plastic
- Terminals: Solderable per MIL-STD-750, Method 2026
- Polarity: See Diagram Below
- Approx. Weight: 0.0041 grams
- Mounting Position: Any



#### MAXIMUM RATINGS AND ELECTRICAL CHARACTERISTICS

Parameter	Symbol	Value	Units
Power Dissipation @ $T_A = 25^\circ\text{C}$ (Note A)	$P_D$	200	mW
Operating Junction and Storage Temperature Range	$T_J$	-55 to +150	$^\circ\text{C}$

NOTE:

A. Mounted on 5.0mm<sup>2</sup>(.013mm thick) land areas.



## MMSZ5229AS SERIES

Part Number	Nominal Zener Voltage			Max. Zener Impedance				Max Reverse Leakage Current		Marking Code	Package
	V <sub>Z</sub> @ I <sub>ZT</sub>			Z <sub>ZT</sub> @ I <sub>ZT</sub>		Z <sub>ZK</sub> @ I <sub>ZK</sub>		I <sub>R</sub> @ V <sub>R</sub>			
	Nom. V	Min. V	Max. V	Ω	mA	Ω	mA	μA	V		
MMSZ5229AS	4.3	4.21	4.39	22	20.0	2000	0.25	5.0	1.0	D4	SOD-323
MMSZ5230AS	4.7	4.61	4.79	19	20.0	1900	0.25	5.0	2.0	D5	SOD-323
MMSZ5231AS	5.1	5.00	5.20	17	20.0	1600	0.25	5.0	2.0	E1	SOD-323
MMSZ5232AS	5.6	5.49	5.71	11	20.0	1600	0.25	5.0	3.0	E2	SOD-323
MMSZ5234AS	6.2	6.08	6.32	7	20.0	1000	0.25	5.0	4.0	E4	SOD-323
MMSZ5235AS	6.8	6.66	6.94	5	20.0	750	0.25	3.0	5.0	E5	SOD-323
MMSZ5236AS	7.5	7.35	7.65	6	20.0	500	0.25	3.0	6.0	F1	SOD-323
MMSZ5237AS	8.2	8.04	8.36	8	20.0	500	0.25	3.0	6.0	F2	SOD-323
MMSZ5239AS	9.1	8.92	9.28	10	20.0	600	0.25	3.0	6.5	F4	SOD-323
MMSZ5240AS	10	9.80	10.20	17	20.0	600	0.25	3.0	8.0	F5	SOD-323
MMSZ5241AS	11	10.78	11.22	22	20.0	600	0.25	3.0	8.4	H1	SOD-323
MMSZ5242AS	12	11.76	12.24	30	20.0	600	0.25	2.0	9.1	H2	SOD-323
MMSZ5243AS	13	12.74	13.26	13	9.5	600	0.25	1.0	9.9	H3	SOD-323
MMSZ5244AS	14	13.72	14.28	15	9.0	600	0.25	0.5	10.5	H4	SOD-323
MMSZ5245AS	15	14.70	15.30	16	8.5	600	0.25	0.5	11.0	H5	SOD-323
MMSZ5246AS	16	15.68	16.32	17	7.8	600	0.25	0.1	12.0	J1	SOD-323
MMSZ5247AS	17	16.66	17.34	19	7.5	600	0.25	0.1	13.0	J2	SOD-323
MMSZ5248AS	18	17.64	18.36	21	7.0	600	0.25	0.1	14.0	J3	SOD-323
MMSZ5250AS	20	19.60	20.40	25	6.2	600	0.25	0.1	15.0	J5	SOD-323
MMSZ5251AS	22	21.56	22.44	29	5.6	600	0.25	0.1	17.0	K1	SOD-323
MMSZ5252AS	24	23.52	24.48	33	5.2	600	0.25	0.1	18.0	K2	SOD-323
MMSZ5254AS	27	26.46	27.54	41	5.0	600	0.25	0.1	21.0	K4	SOD-323
MMSZ5255AS	28	27.44	28.56	44	4.5	600	0.25	0.1	21.0	K5	SOD-323
MMSZ5256AS	30	29.40	30.60	49	4.2	600	0.25	0.1	23.0	M1	SOD-323
MMSZ5257AS	33	32.34	33.66	58	3.8	700	0.25	0.1	25.0	M2	SOD-323
MMSZ5258AS	36	35.28	36.72	70	3.4	700	0.25	0.1	27.0	M3	SOD-323
MMSZ5259AS	39	38.22	39.78	80	3.2	800	0.25	0.1	30.0	M4	SOD-323
MMSZ5260AS	43	42.14	43.86	93	3.0	900	0.25	0.1	33.0	M5	SOD-323
MMSZ5261AS	47	46.06	47.94	105	2.7	1000	0.25	0.1	36.0	N1	SOD-323
MMSZ5262AS	51	49.98	52.02	125	2.5	1100	0.25	0.1	39.0	N2	SOD-323



## MMSZ5229AS SERIES

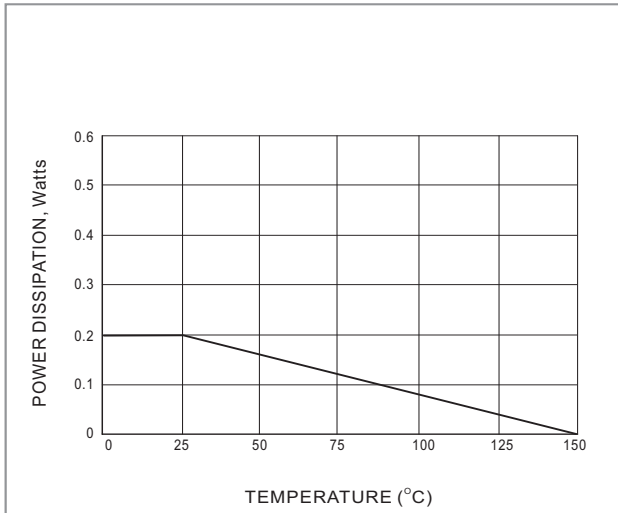


Fig. 1 STEADY STATE POWER DERATING

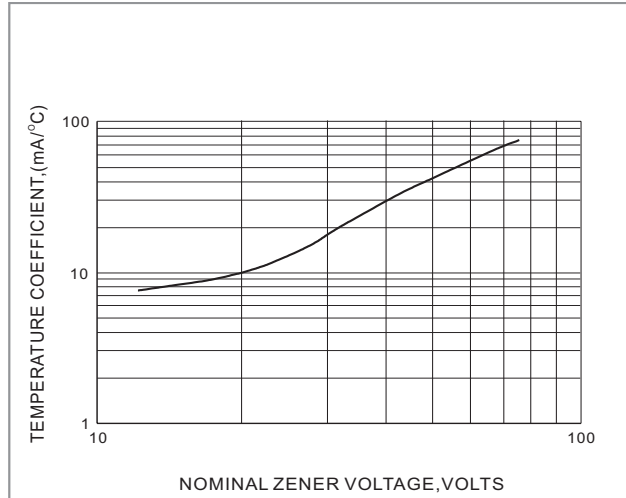


Fig. 2 TEMPERATURE COEFFICIENTS

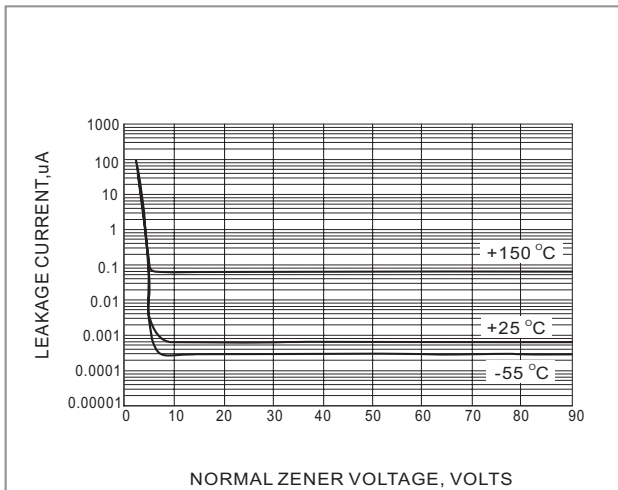


Fig. 3 TYPICAL LEAKAGE CURRENT

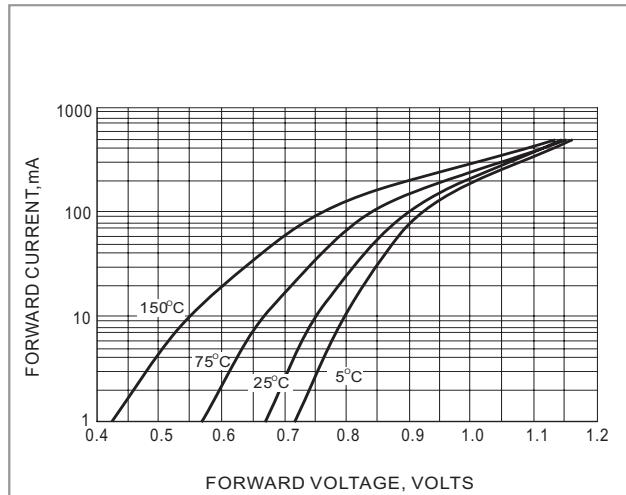
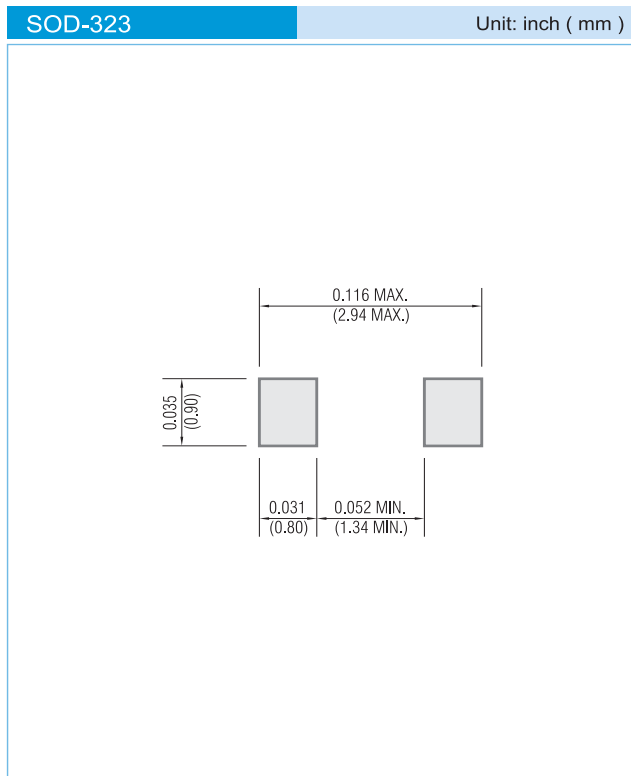


Fig. 4 TYPICAL FORWARD VOLTAGE



## MMSZ5229AS SERIES

### MOUNTING PAD LAYOUT



### ORDER INFORMATION

- Packing information

T/R - 12K per 13" plastic Reel

T/R - 5K per 7" plastic Reel

### LEGAL STATEMENT

#### Copyright PanJit International, Inc 2005

The information presented in this document is believed to be accurate and reliable. The specifications and information herein are subject to change without notice. Pan Jit makes no warranty, representation or guarantee regarding the suitability of its products for any particular purpose. Pan Jit products are not authorized for use in life support devices or systems. Pan Jit does not convey any license under its patent rights or rights of others.