132-925

查询"1-1103640-1"供应商

Maßbild
Outline drawing

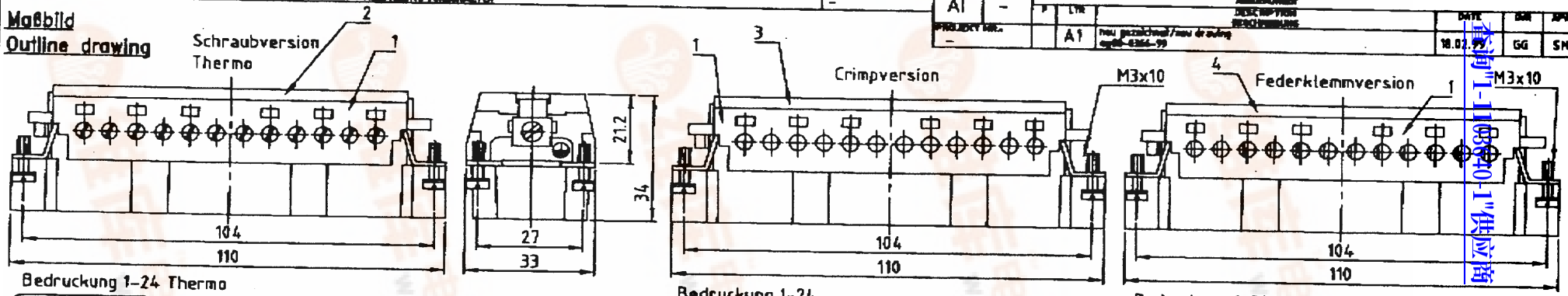

Bedruckung 1-24 Thermo



Kontaktanordnung
Contact arrangement
Ansicht Anschlußseite
view from termination side

Bedruckung 1-24



Bedruckung 1-24



Bedruckung 1-24 Schraub



Montagehinweis

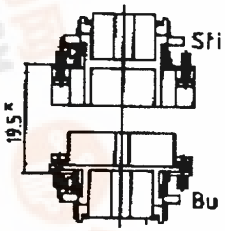

* Abstand für sichere Kontaktgabe max: 21 mm

Bedruckung 25-48



Bedruckung 25-48



Bedruckung 25-48 Schraub



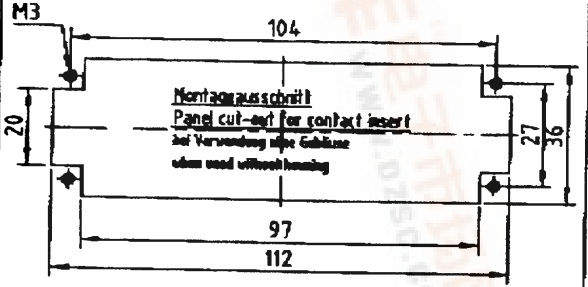

Montageausschnitt
Panel cut-out for contact insert
bei Verwendung ohne Gehäuse
when used without housing

HE.24.Sti.CC.B.25-48	HE.24.Sti.CC	HE.24.Sti.C.B.25-48	HE.24.Sti.C	HE.24.Sti.S.B.25-48	HE.24.Sti.S-T	HE.24.Sti.S		DESCRIPTION / BENENNUNG	MATERIAL	COLOR / FARBE	ITEM NO. POS.	REMARKS / BEMERKUNGEN
1	1	-	-	-	-	-		Deckel Federklemmversion	1	lichtgrau	4	-
-	-	1	1	-	-	-		Deckel Crimpversion	1	lichtgrau	3	-
-	-	-	-	1	1	1		Deckel Schraubversion	1	lichtgrau	2	-
1	1	1	1	1	1	1		Stifteinsatz	1	lichtgrau	1	-
7-9	7-12	2-9	2-3	1-9	1-7	1-1						

REVISIONS

LTR	DESCRIPTION	DATE	DR	APVD
A1	neu gezeichnet/new drawing	18.02.99	GG	SM

AI

AMP
HTS Elektrotechnik
53819 Neunkirchen, Germany

Gröf 08.02.99
Schweiger 18.02.99

MALE INSERT
STIFTEINSATZ - HE24

SIZE A3 | CAGE CODE 00779 | DRAWING NO 1103640

CUSTOMER DRAWING /KUNDENZEICHNUNG

SCALE 1:1 | SHEET 1 OF 1 | REV. A1

AMP 1470-B REV 27AUG94

This is a TRANSLATED file from Computervision, Inc., Platform Revision 12.2.5T