


查询"CTLSH3-30M833"供应商

CTLSH3-30M833
SURFACE MOUNT
LOW V_F
SILICON
SCHOTTKY RECTIFIER
TINY LEADLESS MODULE™



MARKING CODE: CHA1

MAXIMUM RATINGS: ($T_A=25^\circ\text{C}$)

Continuous Reverse Voltage	V_R	30	V
Average Forward Current	I_O	3.0	A
Peak Forward Surge Current (8.3ms)	I_{FSM}	25	A
Power Dissipation	P_D	4.5	W (Note 1)
Power Dissipation	P_D	4.0	W (Note 2)
Power Dissipation	P_D	2.5	W (Note 3)
Operating and Storage			
Junction Temperature	T_J, T_{stg}	-65 to +150	$^\circ\text{C}$
Thermal Resistance	θ_{JA}	27.78	$^\circ\text{C/W}$ (Note 1)
Thermal Resistance	θ_{JA}	31.25	$^\circ\text{C/W}$ (Note 2)
Thermal Resistance	θ_{JA}	50.00	$^\circ\text{C/W}$ (Note 3)

DESCRIPTION:

The CENTRAL SEMICONDUCTOR CTLSH3-30M833 is a high performance 3.0 Amp Schottky Rectifier designed for applications where small size and operational efficiency are prime requirements. With a maximum power dissipation of 4.5W, this leadless package design has a watts per unit area at least twice that of equivalent packaged devices.

FEATURES:

- High Current ($I_F=3.0\text{A}$)
- High Thermal Efficiency
- Low Leakage/Low V_F
- 3 x 3mm TLM™ case

SYMBOL

UNITS

	SYMBOL		UNITS
Continuous Reverse Voltage	V_R	30	V
Average Forward Current	I_O	3.0	A
Peak Forward Surge Current (8.3ms)	I_{FSM}	25	A
Power Dissipation	P_D	4.5	W (Note 1)
Power Dissipation	P_D	4.0	W (Note 2)
Power Dissipation	P_D	2.5	W (Note 3)
Operating and Storage			
Junction Temperature	T_J, T_{stg}	-65 to +150	$^\circ\text{C}$
Thermal Resistance	θ_{JA}	27.78	$^\circ\text{C/W}$ (Note 1)
Thermal Resistance	θ_{JA}	31.25	$^\circ\text{C/W}$ (Note 2)
Thermal Resistance	θ_{JA}	50.00	$^\circ\text{C/W}$ (Note 3)

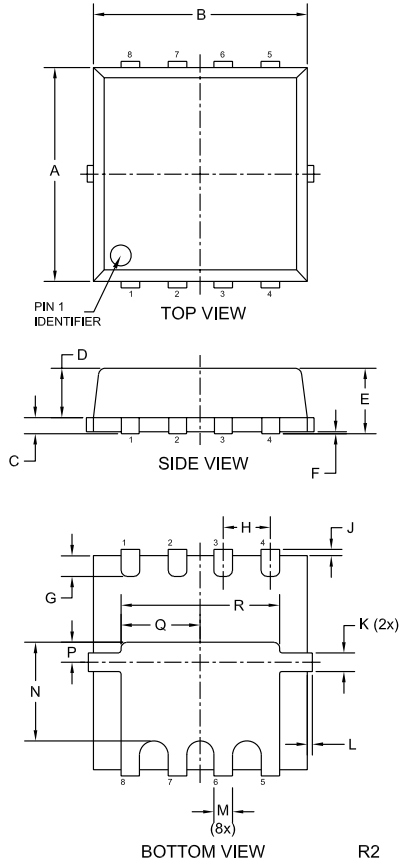
ELECTRICAL CHARACTERISTICS PER DIODE: ($T_A=25^\circ\text{C}$ unless otherwise noted)

SYMBOL	TEST CONDITIONS	MIN	MAX	UNITS
I_R	$V_R=30\text{V}$		1.0	mA
BV_R	$I_R=5.0\text{mA}$	30		V
V_F	$I_F=500\text{mA}$		0.30	V
V_F	$I_F=1.0\text{A}$		0.35	V
V_F	$I_F=2.0\text{A}$		0.40	V
V_F	$I_F=3.0\text{A}$		0.45	V

Notes: (1) Ceramic or aluminum core PC Board with copper mounting pad area of 75 mm²
 (2) FR-4 Epoxy PC Board with copper mounting pad area of 75 mm²
 (3) FR-4 Epoxy PC Board with copper mounting pad area of 25 mm²

CTLSH3-30M833
SURFACE MOUNT
LOW V_F
SILICON
SCHOTTKY RECTIFIER
TINY LEADLESS MODULETM

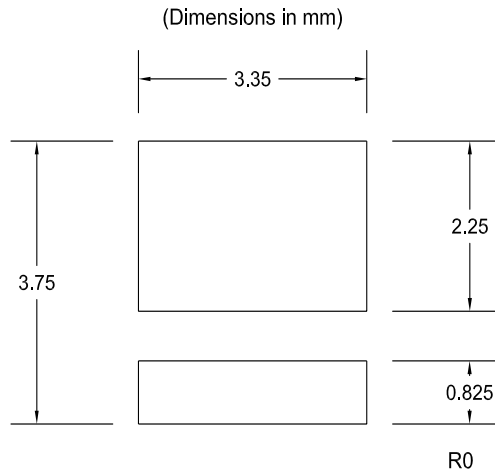
TLM833 CASE - MECHANICAL OUTLINE



SYMBOL	INCHES		MILLIMETERS	
	MIN	MAX	MIN	MAX
A	0.114	0.122	2.90	3.10
B	0.114	0.122	2.90	3.10
C	0.006	0.010	0.15	0.25
D	0.026	0.030	0.65	0.75
E	0.031	0.039	0.80	1.00
F	0.000	0.002	0.00	0.05
G	0.008	0.018	0.20	0.45
H	0.026		0.65	
J	--	0.005	--	0.125
K	0.007	0.012	0.17	0.30
L	--	0.005	--	0.125
M	0.011	0.015	0.29	0.39
N	0.049	0.057	1.25	1.45
P	0.006	0.014	0.15	0.35
Q	0.040	0.048	1.01	1.21
R	0.085	0.093	2.16	2.36

TLM833 (REV:R2)

Suggested Mounting Pad Layout



For standard mounting see
TLM833 package details

LEAD CODE:

- 1) ANODE
- 2) ANODE
- 3) ANODE
- 4) ANODE
- 5) CATHODE
- 6) CATHODE
- 7) CATHODE
- 8) CATHODE

MARKING CODE: CHA1

R4 (03-April 2006)