


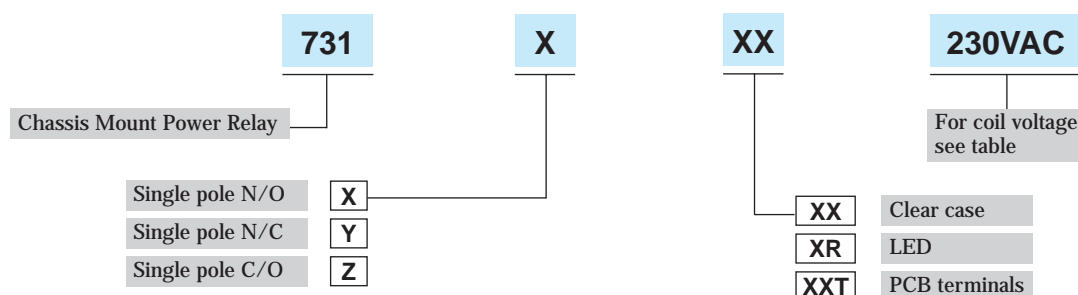
## Single Pole Relay double-contact with 30A switching capacity

- Chassis mount with 0.250 push-on terminals
- LED operation indicator
- UL/CSA approvals (pending)

New Models



## Options and ordering codes



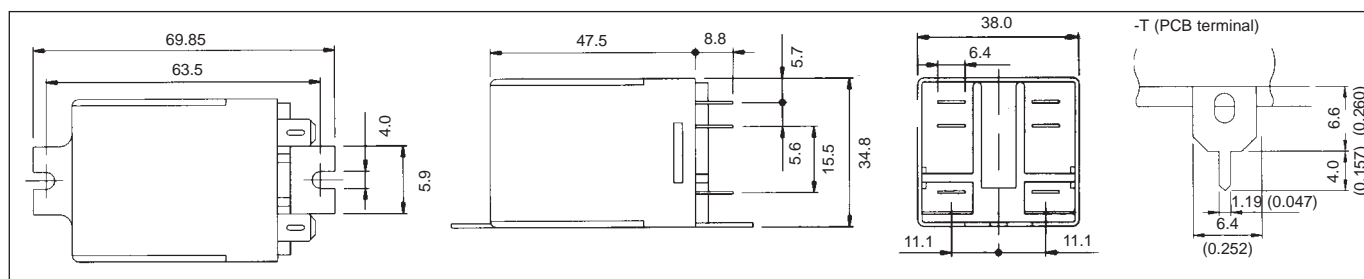
## Specifications

	Resistive
Rated load	30A @ 240VAC/28VDC
Rated current	30A
Maximum switching voltage	250VAC/125VDC
Maximum switching capacity	7500VA
Operate time	25ms
Release time	20ms
Maximum operate frequency	360 ops/hr @ rated load, 18,000 ops/hr mechanical
Dielectric strength	2200V 50/60Hz for 1 min (coil to contact)
Ambient operating temperature	-40~+60C
Mechanical service life	10,000,000 operations
Electrical service life	100,000 operations
Contact material	AgCdO
Voltage range	80% DC/85% AC ~110%
Power consumption	3.4VA AC/1.5 watts DC

## Coil Data

Rated Voltage	AC Coils		DC Coils	
	Coil res. Ohms	Rated current	Coil res. Ohms	Rated current
12	18	283mA	120	100mA
24	72	142mA	472	51mA
110	1580	31mA	1800	11mA
230	7200	15mA	-	-

## Outline dimensions



## Terminal arrangement

