

NEW!

查询"MSS1260"供应商

SMT Power Inductors - MSS1260 Series



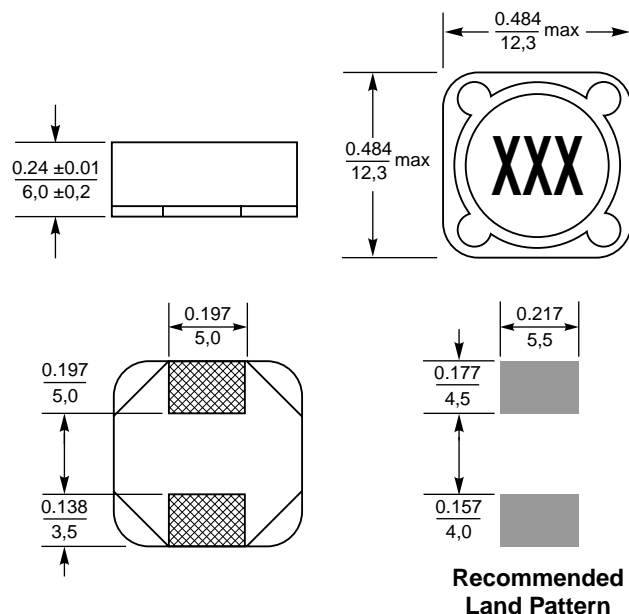
The MSS1260 Series provides high inductance and high efficiency in a low profile, low cost part.

The magnetic shielding and small footprint of these inductors allows high density mounting. The flat top ensures reliable pick and place handling.

They're ideal for use in DC-DC converters, LCD panels, and portable devices where low cost and high reliability are critical.

In addition to the standard values shown, Coilcraft can custom-engineer versions to meet specific applications. Free evaluation samples are available by contacting Coilcraft or on the web at www.coilcraft.com.

Part number ¹	L ² (μ H)	DCR max (Ω)	SRF ³ typ (MHz)	Isat ⁴ (A)	I _{rms}	
					20°C rise (A)	40°C rise (A)
MSS1260-102NX_	1.0 \pm 30%	0.010	100.0	10.00	6.00	8.00
MSS1260-152NX_	1.5	0.013	80.0	8.50	6.00	7.50
MSS1260-222NX_	2.2	0.014	55.0	7.50	5.50	7.00
MSS1260-332NX_	3.3	0.016	42.0	6.50	5.00	7.00
MSS1260-472MX_	4.7 \pm 20%	0.020	33.0	5.80	4.50	7.00
MSS1260-562MX_	5.6	0.022	30.0	5.30	4.00	6.40
MSS1260-682MX_	6.8	0.023	27.0	4.90	3.80	5.90
MSS1260-822MX_	8.2	0.025	26.0	4.40	3.40	4.80
MSS1260-103MX_	10	0.028	22.0	4.00	3.00	4.00
MSS1260-123MX_	12	0.032	20.0	3.60	2.80	3.70
MSS1260-153MX_	15	0.040	18.0	3.30	2.60	3.50
MSS1260-183MX_	18	0.045	16.0	3.00	2.50	3.30
MSS1260-223MX_	22	0.052	15.0	2.70	2.30	3.10
MSS1260-273MX_	27	0.065	13.0	2.40	2.10	2.90
MSS1260-333MX_	33	0.075	12.4	2.20	2.00	2.70
MSS1260-393MX_	39	0.080	12.0	2.00	1.90	2.60
MSS1260-473MX_	47	0.100	11.6	1.85	1.85	2.50
MSS1260-563MX_	56	0.120	10.5	1.70	1.75	2.40
MSS1260-683MX_	68	0.130	10.0	1.55	1.70	2.30
MSS1260-823MX_	82	0.160	8.6	1.40	1.60	2.20
MSS1260-104MX_	100	0.190	7.8	1.25	1.50	2.10
MSS1260-124KX_	120 \pm 10%	0.250	6.8	1.15	1.38	1.85
MSS1260-154KX_	150	0.280	6.4	1.00	1.20	1.66
MSS1260-184KX_	180	0.320	6.1	0.95	1.14	1.58
MSS1260-224KX_	220	0.420	5.5	0.85	1.00	1.42
MSS1260-274KX_	270	0.480	4.3	0.75	0.90	1.45
MSS1260-334KX_	330	0.630	4.0	0.70	0.84	1.16
MSS1260-394KX_	390	0.700	3.6	0.65	0.78	1.08
MSS1260-474KX_	470	0.900	3.0	0.58	0.70	0.96
MSS1260-564KX_	560	1.000	2.8	0.53	0.64	0.88
MSS1260-684KX_	680	1.200	2.6	0.48	0.58	0.80
MSS1260-824KX_	820	1.600	2.5	0.44	0.53	0.73
MSS1260-105KX_	1000	1.850	2.4	0.40	0.48	0.68



Parts/reel: 13" 500 Tape width: 24 mm
For packaging data see Tape and Reel Specifications section.

- When ordering, please specify packaging code:

MSS1260-184KX_

Packaging code:

D = 13" machine-ready reel EIA-481 embossed plastic tape (500 per full reel).

B = Less than full reel In tape, but not machine-ready. To have a leader and trailer added (\$25 charge), use code letter D instead.

- Inductance tested at 100 kHz, 0.1 V_{rms}, 0 Adc on Agilent/HP 4284A LC meter or equivalent.
 - SRF measured using Agilent/HP 4191A or equivalent.
 - DC current at which the inductance drops 10% (typ) from its value without current.
 - Operating temperature range -40°C to +85°C.
 - Electrical specifications at 25°C.
- See Qualification Standards section for environmental and test data.

Coilcraft®

Specifications subject to change without notice. Document 281-1 Revised 11/04/02

1102 Silver Lake Road Cary, Illinois 60013 Phone 847/639-6400 Fax 847/639-1469

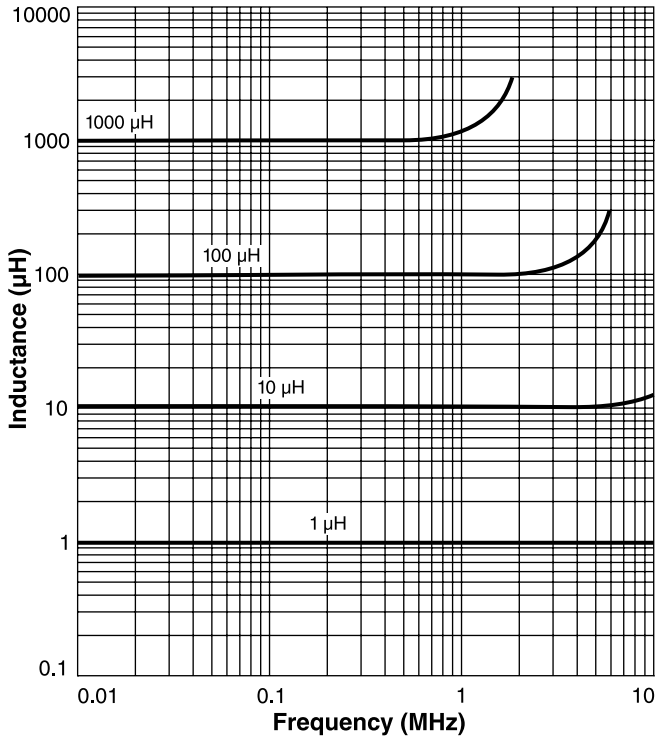
E-mail info@coilcraft.com Web <http://www.coilcraft.com>

NEW!

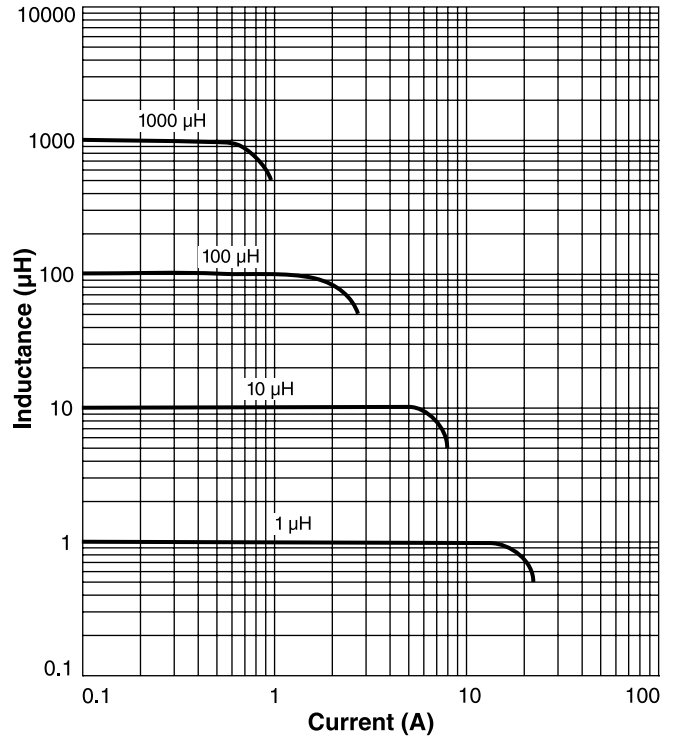
查询"MSS1260"供应商

SMT Power Inductors - MSS1260 Series

Typical L vs Frequency



Typical L vs Current



Coilcraft[®]

Specifications subject to change without notice. Document 281-2 Revised 5/17/02

1102 Silver Lake Road Cary, Illinois 60013 Phone 847/639-6400 Fax 847/639-1469

E-mail info@coilcraft.com Web <http://www.coilcraft.com>