咨询"CTB16-1000CW"供应商

cynergy3 components™

CTA/CTB16

16Amp - 400/600/800/1000V - TRIAC



Applications

- *Phase Control*
- *Static Switching*
- *Light Dimming*
- *Motor Speed Control*
- *Kitchen Equipment*
- *Power Tools*
- *Solenoid Valve Controls:*
  - *Dishwashers*
  - *Washing Machines*

- ***Suitable for General Purpose AC Switching***
- ***Altgernistor/No Snubber Versions for Inductive Loads***
- ***Logic Level Available for Use with Microcontrollers and Low Level Devices***
- ***IGT Range 10-50 mA (Q1)***
- ***V_{DRM}/V_{RMM} 400, 600, 800, 1000V***



TO-220AB Isolated
(CTA16)

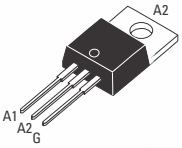

TO-220AB Non-Isolated
(CTB16)

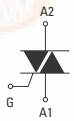

Absolute Maximum Ratings

		CONDITIONS	SYMBOL	RATING
RMS On-State Current (full sine wave)	Tc = 100°C Tc = 85°C	TO-220AB TO-220AB Iso	$I_{T(RMS)}$	16A
Non Repetitive Surge Peak On-State Current (Full Cycle, Tj Initial = 25°C)		F =50 Hz F =60 Hz	I_{TSM}	160A 168A
I^2t Value for fusing		tp = 10 ms	I^2t	$144A^2s$
Critical rate of rise of on-state current I_G=2 x I_{GT}, tr<100ns, Tj = 125°C		F =120 Hz	di/dt	100A/µs
Peak Gate Current @ Tj = 125°C		tp = 20 µs	I_{GM}	4A
Average Gate Power Dissipation @ Tj = 125°C			$P_{G(AV)}$	1W
Storage Temperature Range			Tstg	-40 to +150°C
Operating Junction Temperature Range			Tj	-40 to +125°C
Isolation Voltage (CTA Series only)			V_{ISO}	2500 V_{RMS}

Electrical Characteristics

ALTERNISTOR/NO SNUBBER AND LOGIC LEVEL (3 Quadrants)			SW	CW	BW
I_{GT} MAX @ V_D =12 V, R_L = 30Ω NOTE 1		QI-II-III	10mA	35mA	50mA
V_{GT} MAX @ V_D =12 V, R_L = 30Ω		QI-II-III	1.3V	1.3V	1.3V
V_{GD} MIN @ V_D =V_{DRM}, R_L = 3.3kΩ	Tj = 125°C	QI-II-III	0.2V	0.2V	0.2V
I_H MAX @ I_T = 500 mA NOTE 2			15mA	35mA	50mA
I_L MAX @ I_G = 1.2 I_{GT}		QI-III	25mA	50mA	70mA
I_L MAX @ I_G = 1.2 I_{GT}		Q-II	30mA	60mA	80mA
dv/dt MIN @ V_D = 67%V_{DRM} (gate open) NOTE 2	Tj = 125°C		40V/µs	500V/µs	1000V/µs
(di/dt)c MIN @ (dv/dt)c = 0.1 V/ms NOTE 2	Tj = 125°C		8.5A/ms		
(di/dt)c MIN @ (dv/dt)c = 10 V/ms NOTE 2	Tj = 125°C		3.0A/ms		
(di/dt)c MIN without Snubber NOTE 2 & 4	Tj = 125°C			8.5A/ms	14A/ms

STANDARD (4 Quadrants)			C	B
I_{GT} MAX @ V_D =12 V, R_L = 30Ω NOTE 1		QI-II-III	25mA	50mA
I_{GT} MAX @ V_D =12 V, R_L = 30Ω NOTE 1		QIV	50mA	100mA
V_{GT} MAX @ V_D =12 V, R_L = 30Ω		Q-AII	1.3V	
V_{GD} MIN @ V_D =V_{DRM}, R_L = 3.3kΩ	Tj = 125°C	Q-AII	0.2V	
I_H MAX @ I_T = 500 mA NOTE 2			25mA	50mA
I_L MAX @ I_G = 1.2 I_{GT}		QI-III-IV	40mA	50mA
I_L MAX @ I_G = 1.2 I_{GT}		Q-II	80mA	100mA
dv/dt MIN @ V_D = 67%V_{DRM} (gate open) NOTE 2	Tj = 125°C		200V/µs	400V/µs
(dv/dt)c MIN @ (di/dt)c = 7.0 A/ms NOTE 2	Tj = 125°C		5V/µs	10V/µs

GENERAL NOTES

1. Minimum IGT is guaranted at 5% of IGT max.
2. For both polarities of A2 referenced to A1
3. All parameters at 25 degrees C unless otherwise specified.
4. Commutating dv/dt=50V.µsec (exponential to 200Vpk)

Competitive part number cross-reference available at: www.cynergy3.com

找PDF 鲜 iso9001 CERTIFIED pdf.dzsc.com

查询"CTB16-1000CW"供应商

CTA/CTB 16

16Amp - 400/600/800/1000V - TRIAC

Static Characteristics

V_T MAX @ I_{TM} = 22.5 A, tp = 380µs NOTE 2	Tj = 25°C	1.55V
V_{to} MAX @ Threshold Voltage NOTE 2	Tj = 125°C	0.85V
R_d MAX @ Dynamic Resistance NOTE 2	Tj = 125°C	25mΩ
I_{DRM} MAX @ V_{DRM} = V_{RRM}	Tj = 25°C	5µA
I_{RRM} MAX @ V_{DRM} = V_{RRM}	Tj = 125°C	2mA

Thermal Resistances

		SYMBOL	RATING
Junction to Case (AC)	TO-220AB	$R_{th(j-c)}$	1.2°C/W
Junction to Case (AC)	TO-220AB Isolated	$R_{th(j-c)}$	2.1°C/W
Junction to Ambient	TO-220AB	$R_{th(j-a)}$	60°C/W
Junction to Ambient	TO-220AB Isolated	$R_{th(j-a)}$	60°C/W

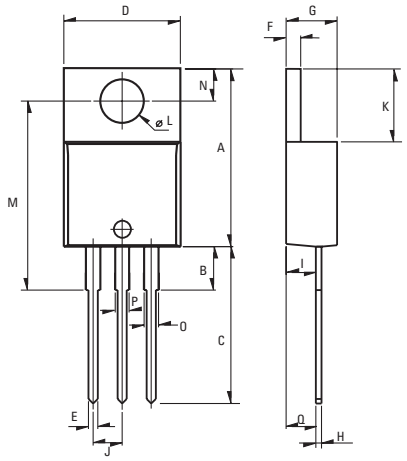

Weight: 2.3g (0.08 oz)

Dimensions

REF.	Millimeters Min.	Typ.	Max.	Inches Min.	Typ.	Max.
A	15.24		15.75	0.6		0.62
B		3.23			0.127	
C	12.78		13.79	0.503		0.543
D	9.96		10.36	0.392		0.408
E	0.69		0.94	0.027		0.037
F	1.22		1.32	0.048		0.052
G	4.62		4.83	0.182		0.19
H	0.46		0.61	0.018		0.024
I	2.49		2.84	0.098		0.112
J	2.39		2.69	0.094		0.106
K	6.48		6.88	0.255		0.271
L	3.78		3.89	0.149		0.153
M	15.49	16	16.51	0.61	0.63	0.65
N	2.59		2.9	0.102		0.114
O	0.99		1.55	0.039		0.061
P	0.99		1.55	0.039		0.061
Q		2.67			0.105	

Part Number Selection

Part Number	Voltage [Vpk]	I_{GT} [mA]	Type	Package
CTA/CTB16-xxxB	400, 600, 800, 1000	50mA	Standard	TO-220AB
CTA/CTB16-xxxBW	400, 600, 800, 1000	50mA	Alternistor/No Snubber	TO-220AB
CTA/CTB16-xxxC	400, 600, 800, 1000	25mA	Standard	TO-220AB
CTA/CTB16-xxxCW	400, 600, 800, 1000	35mA	Alternistor/No Snubber	TO-220AB
CTA/CTB16-xxxSW	400, 600, 800, 1000	10mA	Logic Level	TO-220AB

Part Number Designation

SERIES **CT** **B** **16** - **800** **CW** **PT**

- **B**: Isolation Type — **A:** Isolated; **B:** Non-Isolated
- **16**: Rated Current — **16: 16** Amp
- **800**: Maximum Blocking Voltage — **400:** 400Vpk; **600:** 600Vpk; **800:** 800Vpk; **1000:** 1000Vpk
- **CW**: Type — **B:** Standard (I_{GT}=50mA); **BW:** Alternistor/No Snubber (I_{GT}=50mA); **C:** Standard (I_{GT}=25mA); **CW:** Alternistor/No Snubber (I_{GT}=35mA); **SW:** Logic Level (I_{GT}=10mA)
- **PT**: Packaging — **Blank:** Bulk; **PT:** Plastic Tube

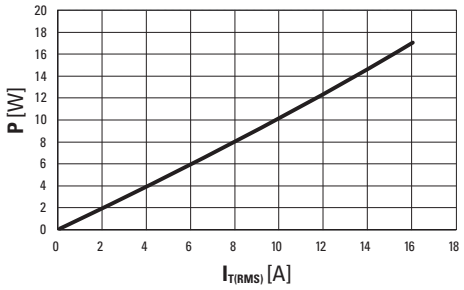

Fig. 1: Power dissipation versus RMS on-state current (full cycle).

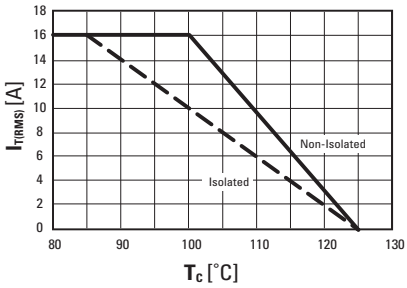

Fig. 2: RMS on-state current versus case temperature (full cycle)

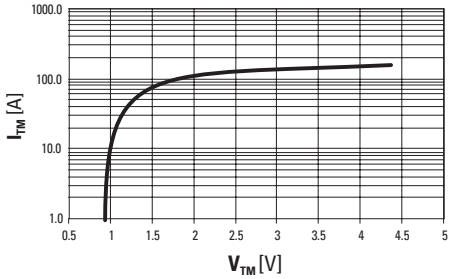

Fig. 3: On-state current versus on-state voltage (instantaneous values)

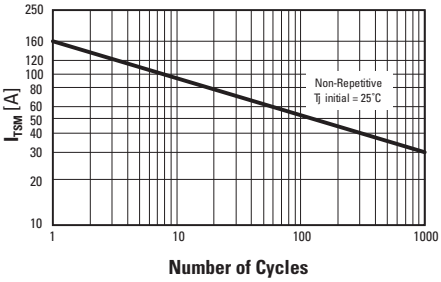

Fig. 4: Non-repetitive surge peak on-state current versus number of cycles.

ISO9001 CERTIFIED

Approvals

UL Recognized Component - E72445 (CTA Series)

USA
Sales & Tech Support (866) 258-5057
Email: sales@cynergy3.com
Cynergy3 Components
2320 Paseo de las Americas, Suite 104
San Diego, CA 92154

EUROPE - UK
Telephone +44 (0) 1202 897969
Fax +44 (0) 1202 891918
Email: sales@cynergy3.com
Cynergy3 Components Ltd.
7 Cobham Road
Ferndown Industrial Estate
Wimborne, Dorset BH21 7PE

ASIA - Thailand
Telephone +66 (0)2 665 2517
Fax +66 (0)2 665 2588
Cynergy 3 Components, Asia
18/8 Fico Place 12th Floor
Soi Sukhumvit 21 (Asoke)
Klongtoey Nua, Wattana
Bangkok, Thailand 10110

© 2006 Cynergy3 components, All Rights Reserved. Specifications are subject to change without prior notice. Cynergy3 components and the Cynergy3 components logo are trademarks of Cynergy3 components Corp.