

Marketing Bulletin

DATE: September 20th, 2006
TO: All Sales Personnel
FROM: Mark Stoner
RE: Product Termination

To all concerned parties,

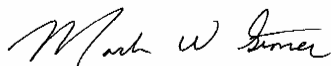
This bulletin is to notify all customers of the discontinuation of the following Ecliptek series effective September 20th, 2006:

Series	Description	Recommended Replacement
EC15	3.3V 4 pad SMD Plastic Oscillator	EP15 or EH15

In compliance with our End of Life (EOL) policy, this will serve as advanced notice of product termination. New orders will not be accepted after March 31st, 2007, with delivery to conclude by September 30th 2007.

If there are any questions pertaining to this bulletin, please feel free to contact me. Thank you again for your cooperation.

Best Regards,




Mark W. Stoner
Vice President of Marketing
Ecliptek Corporation

查询"EC15"供应商



EC15 Series

- Plastic surface mount package
- 3.3V supply voltage
- HCMOS output
- Stability to $\pm 50\text{ppm}$
- Available on tape and reel



NOTES

ELECTRICAL SPECIFICATIONS

Frequency Range (MHz)		1.000MHz to 66.667MHz
Operating Temperature Range		0°C to 70°C or -40°C to 85°C ($\leq 30.000\text{MHz}$)
Storage Temperature Range		-55°C to 125°C
Supply Voltage (V_{DD})		3.3V _{DC} 10%
Aging (at 25°C)		$\pm 5\text{ppm}$ / year Maximum
Input Current	$\leq 30.000\text{MHz}$	10mA Maximum (Unloaded)
	30.001MHz to 50.000MHz	25mA Maximum (Unloaded)
	$> 50.000\text{MHz}$	35mA Maximum (Unloaded)
Frequency Tolerance / Stability*		Inclusive of Operating Temperature Range, Supply Voltage, and Load $\pm 100\text{ppm}$ Maximum or $\pm 50\text{ppm}$ Maximum (0°C to 70°C Only)
Output Voltage Logic High (V_{OH})		$V_{DD} - 0.4V_{DC}$ Minimum $I_{OH} = -8\text{mA}$
Output Voltage Logic Low (V_{OL})		0.4 V_{DC} Maximum $I_{OL} = +8\text{mA}$
Rise Time / Fall Time	10% to 90% of Waveform	5 nSec Maximum
Duty Cycle	at 50% of Waveform	50 $\pm 10\%$ (Standard) or 50 $\pm 5\%$ (Optional)
Load Drive Capability		15pF HCMOS Load Maximum
Tri-State Input Voltage	No Connection	Enables Output
	$V_{IH} : \geq 2.0V_{DC}$	Enables Output
	$V_{IL} : \leq 0.8V_{DC}$	Disables Output: High Impedance
Start Up Time	1.000MHz to 26.000MHz	4 mSeconds Maximum
	26.001MHz to 66.667MHz	10 mSeconds Maximum
Period Jitter: Absolute		$\pm 100\text{pSeconds}$ Maximum
Period Jitter: One Sigma		$\pm 25\text{pSeconds}$ Maximum

MANUFACTURER ECLIPTEK CORP.	CATEGORY OSCILLATOR	SERIES EC15	PACKAGE PLASTIC	VOLTAGE 3.3V	CLASS OS35	REV. DATE 08/06
--------------------------------	------------------------	----------------	--------------------	-----------------	---------------	--------------------

查询"EC15"供应商

PART NUMBERING GUIDE

EC15 00 SJ ETT TS - 25.000M TR

FREQUENCY TOLERANCE / STABILITY

00=±100ppm Maximum (Standard)
45=±50ppm Maximum

OPERATING TEMP. RANGE

Blank=0°C to 70°C
ET=-40°C to 85°C

DUTY CYCLE

Blank=50±10(%) (Standard)
T=50±5(%)

PACKAGING OPTIONS

Blank=Bulk
TR=Tape and Reel (Standard)

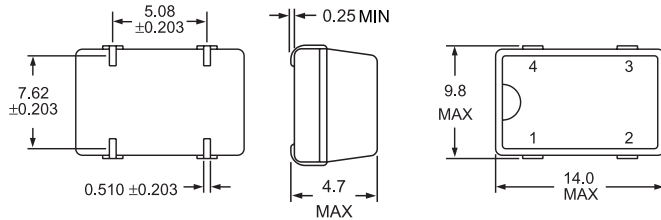
FREQUENCY

OUTPUT CONTROL FUNCTION

TS=Tri-State Enable High

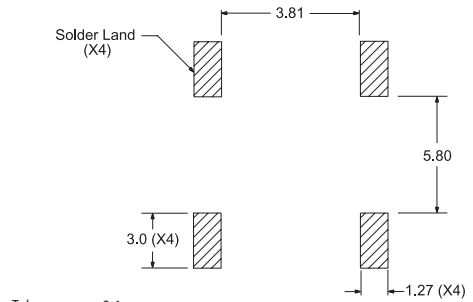
MECHANICAL DIMENSIONS

ALL DIMENSIONS IN MILLIMETERS



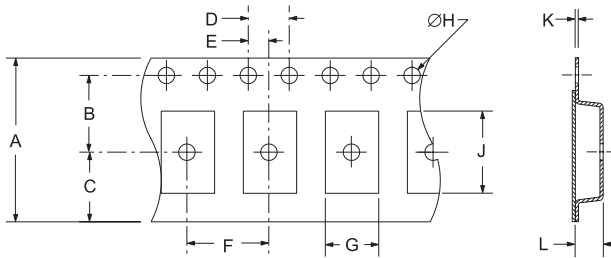
SUGGESTED SOLDER PAD LAYOUT

ALL DIMENSIONS IN MILLIMETERS

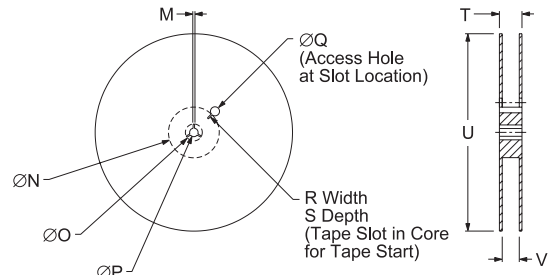


TAPE AND REEL DIMENSIONS

ALL DIMENSIONS IN MILLIMETERS



TAPE	A	B	C	D	E
	24 ±.3	11.5 ±.1	10.75 ±.1	4 ±.2	2 ±.1
F	G	H	J	K	L
12 ±.2	B0*	1.5 +.1-0	A0*	.3 ±.1	K0*



REEL	M	N	O	P	Q
	1.5 MIN	50 MIN	20.2 MIN	13 ±.2	40 MIN
R	S	T	U	V	QTY/REEL
2.5 MIN	10 MIN	30.4 MAX	360 MAX	24.4+2-0	1000

*Compliant to EIA 481A

ENVIRONMENTAL/MECHANICAL SPECIFICATIONS

Characteristic	Specification
Seal Integrity	Bubble test in Perfluorocarbon at +125°C ±5°C for 60 seconds minimum (internal crystal only).
Solderability	Sn63 Solder dip at +230°C ±5°C for 5 seconds/95% coverage.
Marking Permanency	10 Strokes with brush after 1 minute soak in solvent, 3 times.
Shock	Random drop on hard wooden plate 3 times from a height of 20cm.
Vibration	Frequency with an amplitude of 1.5mm sweeping between 10Hz to 55Hz within 1 minute (approximately) for 2 hours minimum on each axis (X, Y and Z) for a total of 6 hours.

MARKING SPECIFICATIONS

Line 1: ECLIPTEK

Line 2: XX.XXX M
Frequency in MHz (5 Digits Maximum + Decimal)

Line 3: XX Y ZZ
Week of Year
Last Digit of Year
Ecliptek Manufacturing Identifier

MANUFACTURER	CATEGORY	SERIES	PACKAGE	VOLTAGE	CLASS	REV. DATE
ECLIPTEK CORP.	OSCILLATOR	EC15	PLASTIC	3.3V	OS35	08/06