


[查询"DCW12C-12"供应商](#)



- Features :
 - 2:1 wide input range
 - 1500VDC I/O isolation
 - Built-in remote ON/OFF control
 - Built-in EMI filter
 - Protections: Short circuit / Overload
 - Cooling by free air convection
 - Five-sided shield metal case
 - 100% full load burn-in test
 - Low cost / High reliability
 - 2 years warranty

SPECIFICATION

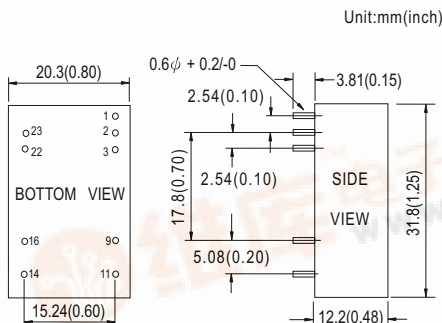


ORDER NO.	DCW12A-05	DCW12B-05	DCW12C-05	DCW12A-12	DCW12B-12	DCW12C-12	DCW12A-15	DCW12B-15	DCW12C-15	
OUTPUT	DC VOLTAGE	±5V			±12V			±15V		
	CURRENT RANGE	±240 ~ ±1200mA			±100~ ±500mA			±80 ~ ±400mA		
	RATED POWER	12W								
	RIPPLE & NOISE (max.) Note.2	50mVp-p			60mVp-p			60mVp-p		
	LINE REGULATION Note.3	±0.5%								
	LOAD REGULATION Note.4	±0.5%								
	VOLTAGE ACCURACY	±2.0%								
	SWITCHING FREQUENCY	400KHz min.								
INPUT	VOLTAGE RANGE	A: 9 ~ 18VDC B: 18 ~ 36VDC C: 36 ~ 72VDC								
	EFFICIENCY (Typ.)	80%	80%	81%	84%	84%	84%	83%	84%	83%
	DC CURRENT	Full load A: 1245mA B: 625mA C: 320mA No load A: 70mA B: 35mA C: 25mA								
	FILTER	Pi network								
	PROTECTION	Fuse recommended								
PROTECTION Note.5	OVERLOAD	110 ~ 180% rated output load Protection type : Hiccup mode, recovers automatically after fault condition is removed								
	SHORT CIRCUIT	All output equipped with over current protection Protection type : Hiccup mode, recovers automatically after fault condition is removed								
ENVIRONMENT	WORKING TEMP.	-25 ~ +71°C (refer to output load derating curve)								
	WORKING HUMIDITY	20% ~ 90% RH non-condensing								
	STORAGE TEMP., HUMIDITY	-25 ~ +105°C, 10 ~ 95% RH								
	TEMP. COEFFICIENT	±0.05% / °C (0 ~ 50°C)								
	VIBRATION	10 ~ 500Hz, 2G 10min./1cycle, period for 60min. each along X, Y, Z axes								
SAFETY & EMC	WITHSTAND VOLTAGE	I/P-O/P:1.5KVDC								
	ISOLATION RESISTANCE	I/P-O/P: 100M Ohms / 500VDC / 25°C / 70% RH								
	ISOLATION CAPACITANCE	2200pF max.								
	EMI CONDUCTION & RADIATION	Compliance to EN55022 Class A, FCC part 15 Class A								
	EMS IMMUNITY	Compliance to EN61000-4-2,3,4,5,6,8, light industry level, criteria A								
OTHERS	REMOTE CONTROL	Power ON: R.C. ~ -Vin > 4VDC or open ; Power OFF: R.C. ~ -Vin < 1VDC or short								
	MTBF	600Khrs min. MIL-HDBK-217F (25°C)								
	DIMENSION	31.8*20.3*12.2mm (L*W*H) or 1.25**0.80**0.48" inch (L*W*H)								
	PACKING	18.5g								

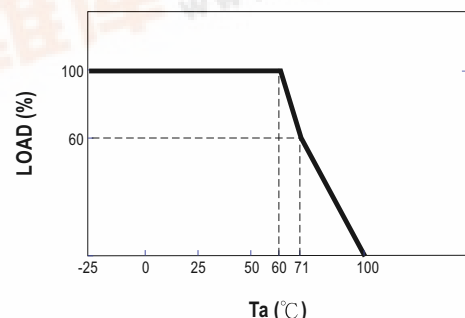
■ Mechanical Specification

■ Pin Configuration

■ Derating Curve



Pin No.	Output
1	R.C.
2 & 3	-Vin
9	COM
11	-Vout
14	+Vout
16	COM
22 & 23	+Vin



NOTE

- 1.All parameters are specified at normal input, rated load, 25°C 70% RH ambient.
- 2.Ripple & noise are measured at 20MHz by using a 12" twisted pair terminated with a 0.1uf & 47uf capacitor.
- 3.Line regulation is measured from low line to high line at rated load.
- 4.Load regulation is measured from 20% to 100% rated load.
- 5.Please prevent the converter from operating in overload or short circuit condition for more than 30 seconds.