

[查询"B7639"供应商](#)



SAW Components

Data Sheet B7639



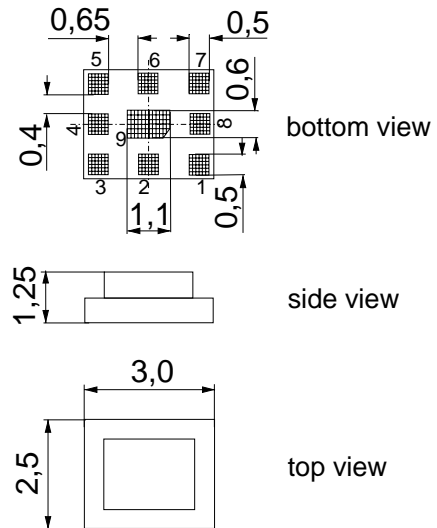


SAW Components	B7639
Low-Loss Filter for Mobile Communication	836,5 / 881,5 MHz
Data Sheet	SMD

Chip Sized SAW Package QCS9L

Features

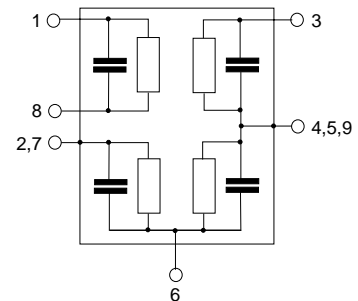
- Low-loss duplexer for cellular band mobile telephone systems
- fully matched by integrated matching network
- Package for **Surface Mounted Technology (SMT)**
- Small size and low height
- Balanced Rx port, single ended Tx port
- Impedance transformation from 50 Ω to 100 Ω in Rx path



Dimensions in mm, approx. weight 0,035 g

Pin configuration

- 3 se. TX Input
- 1,8 bal. RX Output
- 6 Antenna
- 2, 4, 5, 7, 9 Ground



Type	Ordering code	Marking and Package according to	Packing according to
B7639	B39881-B7639-P710	C61157-A3-A19	F61074-V8211-Z000

Electrostatic Sensitive Device (ESD)

Maximum ratings

Operating temperature range	T	- 25/+ 85	°C	source and load impedance 50 Ω } continuous wave } $T = 55^\circ\text{C}, 50.000\text{ h}$
Storage temperature range	T_{stg}	- 40/+ 85	°C	
DC voltage	V_{DC}	5	V	
ESD voltage	V_{ESD}	100 ¹⁾	V	
Input power max.	P_{IN}			
		824,0 ... 849,0 MHz	27	dBm
		elsewhere	10	dBm

1) -acc. to JESD22-115A (Machine Model), 10 negative & 10 positive pulses



SAW Components	B7639
Low-Loss Filter for Mobile Communication	836,5 / 881,5 MHz

Data Sheet



Characteristics

Operating temperature range $T = -15$ to $+80^\circ\text{C}$
 ANT terminating impedance $Z_{\text{ANT}} = 50 \Omega$
 RX terminating impedance $Z_{\text{RX}} = 100 \Omega$ (balanced)
 TX terminating impedance $Z_{\text{TX}} = 50 \Omega$

Characteristics TX - ANT		min.	typ.	max.	
Center frequency	f_c	—	836,50	—	MHz
Maximum insertion attenuation	α_{max}				
	824,00 ... 849,00 MHz	—	2,4	2,8	dB
Amplitude ripple (p-p)	$\Delta\alpha$				
	824,00 ... 849,00 MHz	—	0,9	1,3	dB
Return loss					
	824,00 ... 849,00 MHz	10,0	11,5	—	dB
Attenuation	α				
	100,00 ... 779,00 MHz	30	39	—	dB
	779,00 ... 804,00 MHz	30	37	—	dB
	869,00 ... 894,00 MHz	45	49	—	dB
	1550,00 ... 1600,00 MHz	35	39	—	dB
	1648,00 ... 1698,00 MHz	30	37	—	dB
	2400,00 ... 2547,00 MHz	18	22	—	dB
	2547,00 ... 6000,00 MHz	—	3,0	—	dB



SAW Components	B7639
Low-Loss Filter for Mobile Communication	836,5 / 881,5 MHz

Data Sheet



Characteristics

Operating temperature range $T = -15$ to $+80^{\circ}\text{C}$
 ANT terminating impedance $Z_{\text{ANT}} = 50\ \Omega$
 RX terminating impedance $Z_{\text{RX}} = 100\ \Omega$ (balanced)
 TX terminating impedance $Z_{\text{TX}} = 50\ \Omega$

Characteristics ANT - RX		min.	typ.	max.	
Center frequency	f_c	—	881,50	—	MHz
Maximum insertion attenuation	α_{max}				
869,00 ... 894,00 MHz		—	2,3	3,0	dB
Amplitude ripple (p-p)	$\Delta\alpha$				
869,00 ... 894,00 MHz		—	0,8	1,5	dB
Return loss					
869,00 ... 894,00 MHz		7,0	8,5	—	dB
Attenuation	α				
100,00 ... 779,00 MHz		40	56	—	dB
779,00 ... 824,00 MHz		40	53	—	dB
824,00 ... 849,00 MHz		47	50	—	dB
849,00 ... 854,00 MHz		30	35	—	dB
914,00 ... 1693,00 MHz		30	35	—	dB
1693,00 ... 1788,00 MHz		40	57	—	dB
1788,00 ... 2400,00 MHz		40	56	—	dB
2400,00 ... 2500,00 MHz		40	48	—	dB
2500,00 ... 2682,00 MHz		40	47	—	dB
2682,00 ... 5000,00 MHz		35	43	—	dB
5150,00 ... 5825,00 MHz		—	46	—	dB
5825,00 ... 6000,00 MHz		—	44	—	dB

Characteristics TX - RX		min.	typ.	max.	
Isolation between TX and RX path	α				
824,00 ... 849,00 MHz		49	53	—	dB
869,00 ... 894,00 MHz		45	50	—	dB



SAW Components

B7639

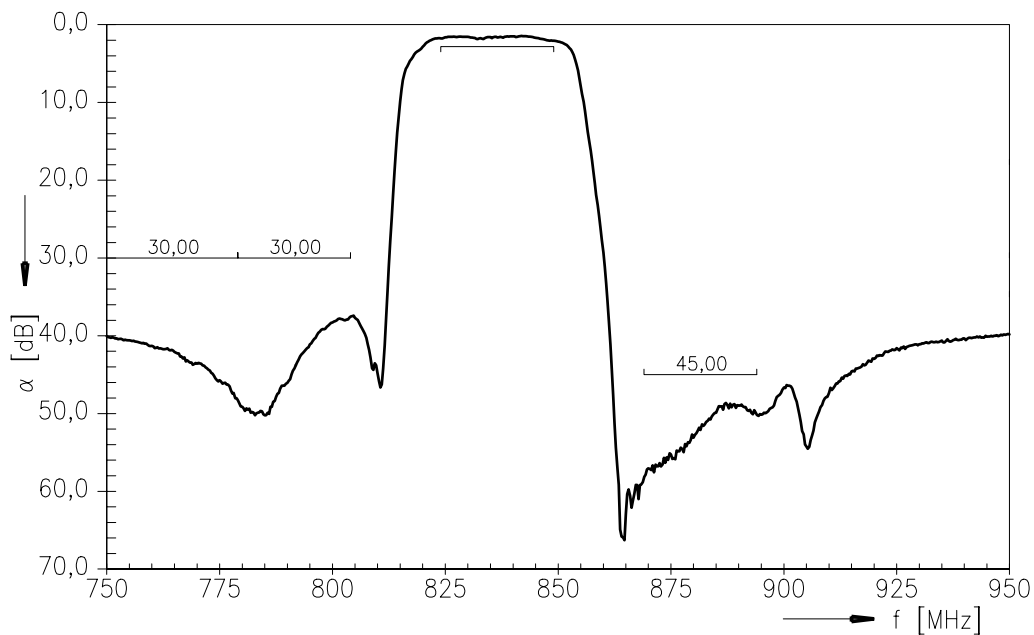
Low-Loss Filter for Mobile Communication

836,5 / 881,5 MHz

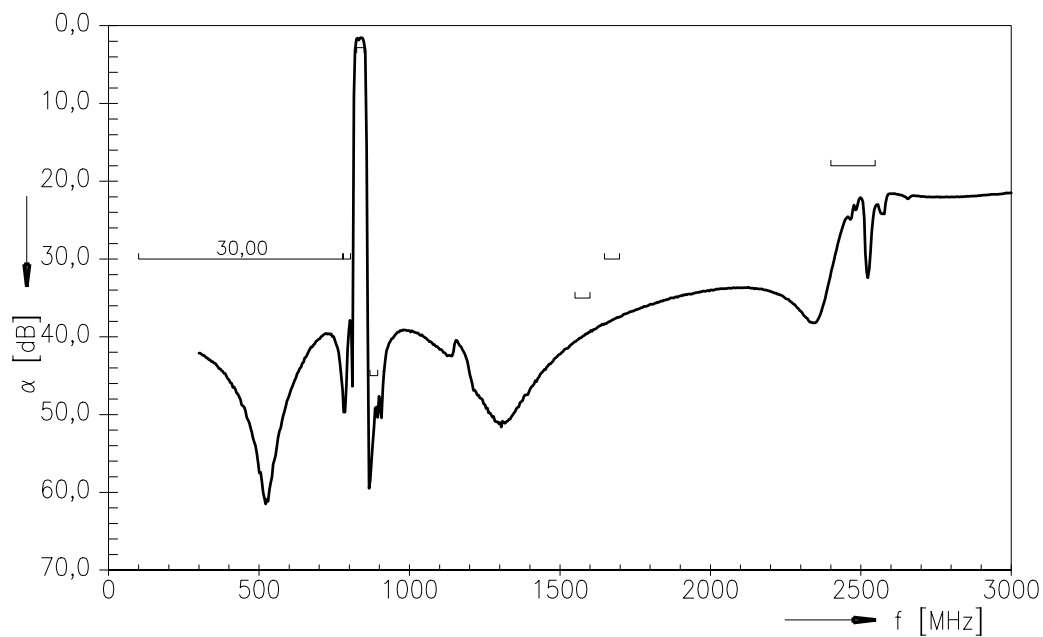
Data Sheet



Frequency Response TX - ANT



Frequency Response TX - ANT (wideband)





SAW Components

B7639

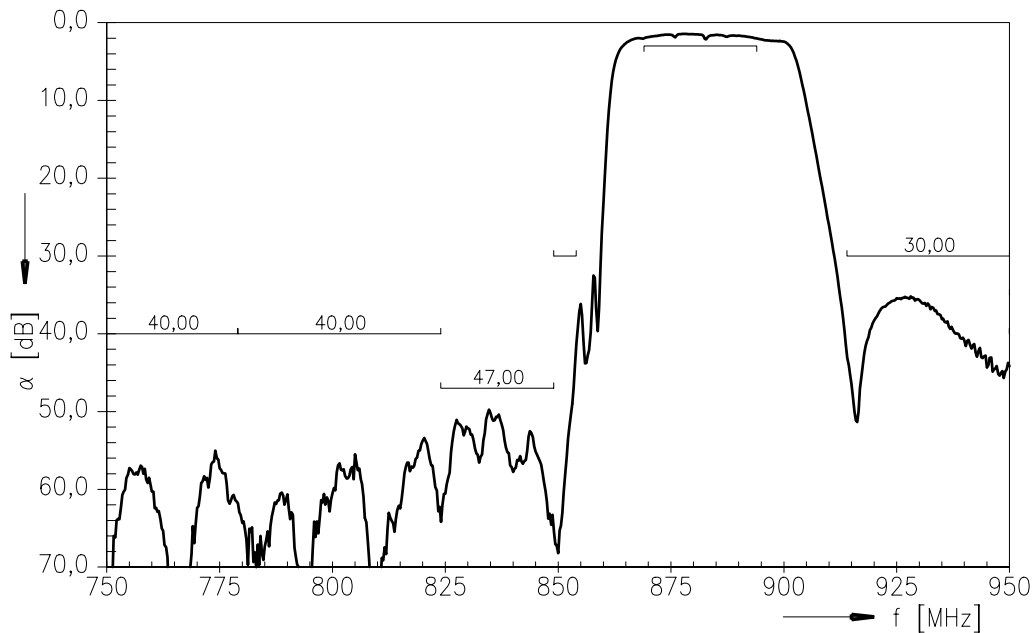
Low-Loss Filter for Mobile Communication

836,5 / 881,5 MHz

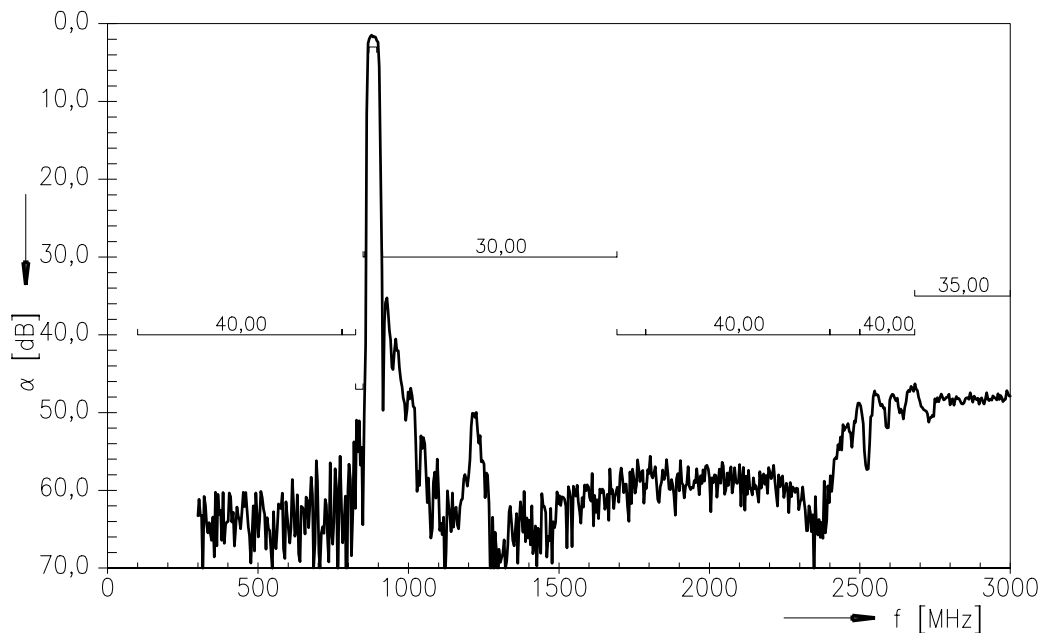
Data Sheet



Frequency Response ANT - RX



Frequency Response ANT - RX (wideband)





SAW Components

B7639

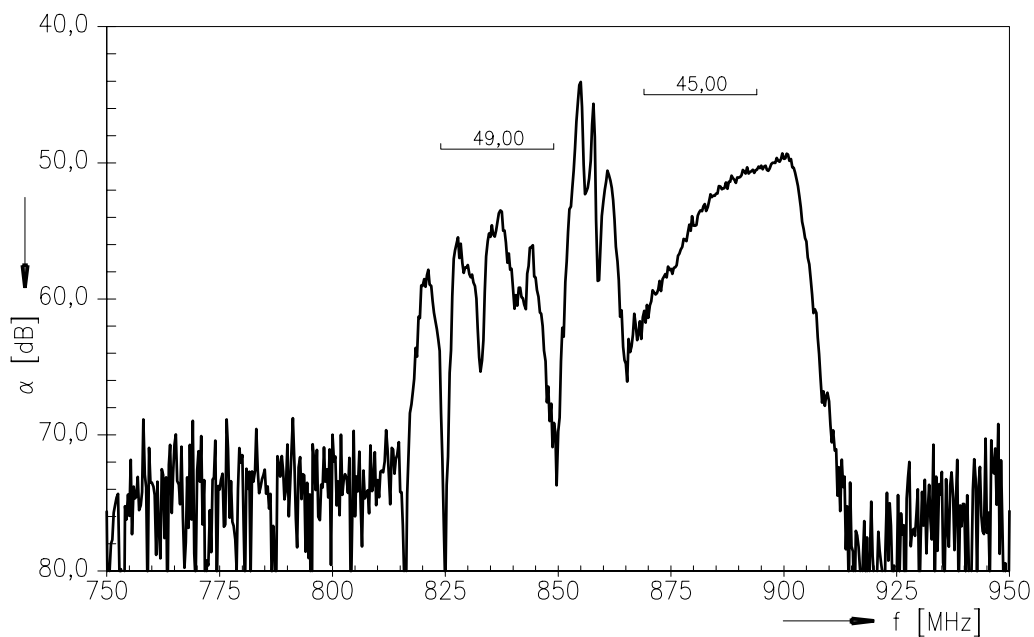
Low-Loss Filter for Mobile Communication

836,5 / 881,5 MHz

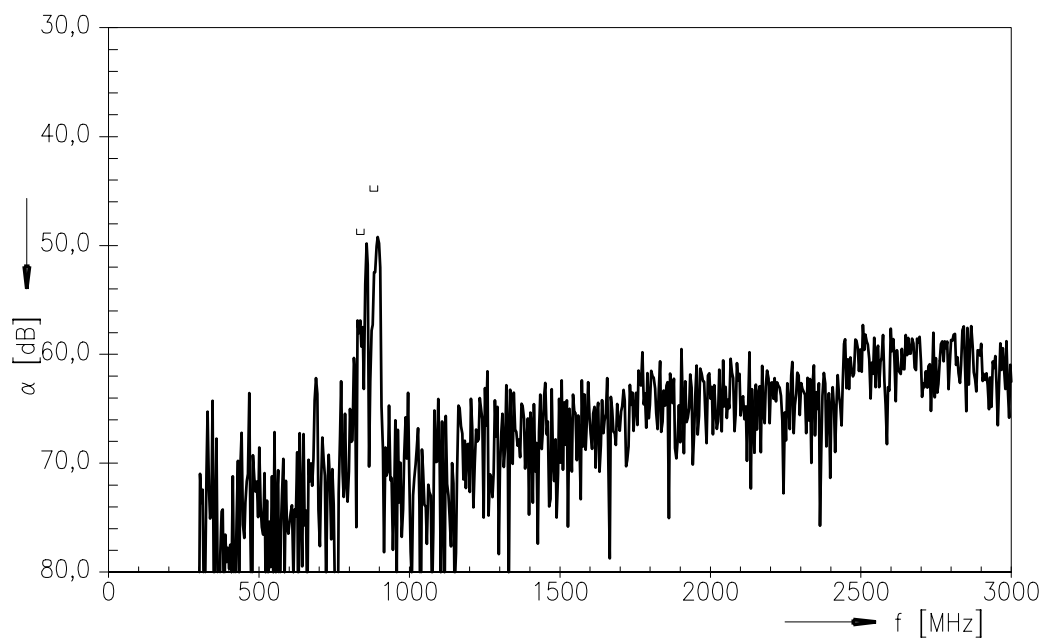
Data Sheet



Frequency Response TX - RX



Frequency Response TX - RX (wideband)





SAW Components	B7639
Low-Loss Filter for Mobile Communication	836,5 / 881,5 MHz
Data Sheet	The SMD logo is a stylized, italicized font where the letters are interconnected, giving it a modern, technical appearance.

Published by EPCOS AG

Surface Acoustic Wave Components Division, SAW MC WT

P.O. Box 80 17 09, 81617 Munich, GERMANY

© EPCOS AG 2005. Reproduction, publication and dissemination of this brochure and the information contained therein without EPCOS' prior express consent is prohibited.

Purchase orders are subject to the General Conditions for the Supply of Products and Services of the Electrical and Electronics Industry recommended by the ZVEI (German Electrical and Electronic Manufacturers' Association), unless otherwise agreed.

This brochure replaces the previous edition.

For questions on technology, prices and delivery please contact the Sales Offices of EPCOS AG or the international Representatives.

Due to technical requirements components may contain dangerous substances. For information on the type in question please also contact one of our Sales Offices.