

DIMM Socket For Memory Expansion

查询"DMM-168FLDA2-3A133"供应商

Conforming To JEDEC Standard DMM Series, 168 Contacts



Workstations, Computers, Disk arrays and Servers

FEATURE

- Applicable to 168-position module per JEDEC standard MO-161
- Board locks which prevent the connector from lifting during reflow soldering
- Voltage keying design for both 5V and 3.3V modules
- Available with locking ejector on either side or both sides of connector
- Insulator molded from surface mount compatible plastic
- Accepts DRAM, SDRAM and non-standard DRAM module
- Straight plug in design minimizes bending of module
- Low insertion force

SPECIFICATION

Voltage rating	250V AC (rms)
Current rating	0.5A/contact
Dielectric withstanding voltage	500V AC (rms) for 1 minute
Insulation resistance	500M Ω min. at 500V DC
Contact resistance	40m Ω max.

MATERIAL/FINISH

Contact/Finish	Copper alloy/Gold over Nickel plating (mating), Tin-lead plating (tail)
Insulator	Polyamide resin (UL94V-O)/Black
Ejector	Stainless steel
Board lock	Copper alloy/Solder plating
Lock	Polyamide resin (UL94V-O)/Black

DRAM Type	Voltage	P/N
Sync. DRAM	3.3V	DMM-168FLDA1-3A113
		DMM-168FLDA1-3A133
		DMM-168FLDA2-3A113
		DMM-168FLDA2-3A133
		DMM-168FLDA2-3A134
		DMM-168FLDA2-3A13N
		DMM-168FLDA2-3A135
		DMM-168FLDA2-3B133
	5.0V	DMM-168FLDA2-3B137
		DMM-168FLDA2-3B13N
		DMM-168FLDA1-2A213
		DMM-168FLDA2-2A213
		DMM-168FLDA3-2A213
		DMM-168FLDA4-2A213
		DMM-168FLHB1-3A114
		DMM-168FLHB1-3A134
Standard DRAM	3.3V	DMM-168FLHB2-3A114
		DMM-168FLHB2-3A133
		DMM-168FLHB2-3A134
		DMM-168FLEA1-3A113
		DMM-168FLEA1-3A133
		DMM-168FLEA1-3A13N
		DMM-168FLEA1-3A163
		DMM-168FLEA2-3A113
	5.0V	DMM-168FLEA2-3A117
		DMM-168FLEA2-3A133
		DMM-168FLEA2-3A134
		DMM-168FLEA2-3A137
		DMM-168FLEA2-3A163
		DMM-168FLEA3-3A117
		DMM-168FLEA3-3A137
		DMM-168FLFB1-3A116
Non-Standard DRAM	3.3V	DMM-168FLFB1-3A136
		DMM-168FLFB2-2B214
		DMM-168FLFB2-3A111
		DMM-168FLFB2-3A116
		DMM-168FLFB2-3A132
		DMM-168FLFB2-3A133
		DMM-168FLFB2-3A136
		DMM-168FLA1-1A233
		DMM-168FLA1-3A113
		DMM-168FLA1-3A133
		DMM-168FLA2-2A213
		DMM-168FLA2-2A233
	DMM-168FLA2-2A236	
	5.0V	DMM-168FLA2-2B212
		DMM-168FLA2-2B232
		DMM-168FLA2-2B233
		DMM-168FLA2-2B262
		DMM-168FLA2-2B263
		DMM-168FLA2-3A113
		DMM-168FLA2-3A116
		DMM-168FLA2-3A133
		DMM-168FLA2-3A136
		DMM-168FLA2-3A166
		DMM-168FLA2-3A13N
DMM-168FLA2-3B112		
DMM-168FLA2-3B133		
DMM-168FLA2-3B13N		
DMM-168FLA2-3B162		
DMM-168FLA2-3A137		
DMM-168FLA2-3A163		
DMM-168FLA2-3A134		
DMM-168FLA3-1A233		
DMM-168FLA3-1A234		
DMM-168FLA3-3A113		
DMM-168FLA3-3A133		
DMM-168FLA3-3A136		
DMM-168FLA3-3A13N		
DMM-168FLA3-1B212		
DMM-168FLA4-3A113		
DMM-168FLA4-3A133		
DMM-168FLGB1-3A112		
DMM-168FLGB1-3A132		
DMM-168FLGB2-3A112		
DMM-168FLGB2-3A132		

H

DMM(168)

DMM Series (168 Contacts)

查询"DMM-168FLDA2-3A133"供应商

Unit : mm

■ Sync. DRAM Operation Voltage 3.3V

DMM-168FLDA2-3A23N

Housing/Lock color

- 1 : Ivory/Ivory
- 2 : Black/Black
- 3 : Black/Ivory
- 4 : Ivory/Ivory

Tail Pitch

- 2 : 1.27mm
- 3 : 1.905mm

Tail Pitch Arrangement

- A : See page 3
- B : See page 3

Board lock and hole size

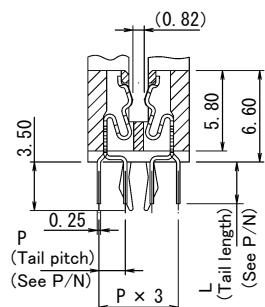
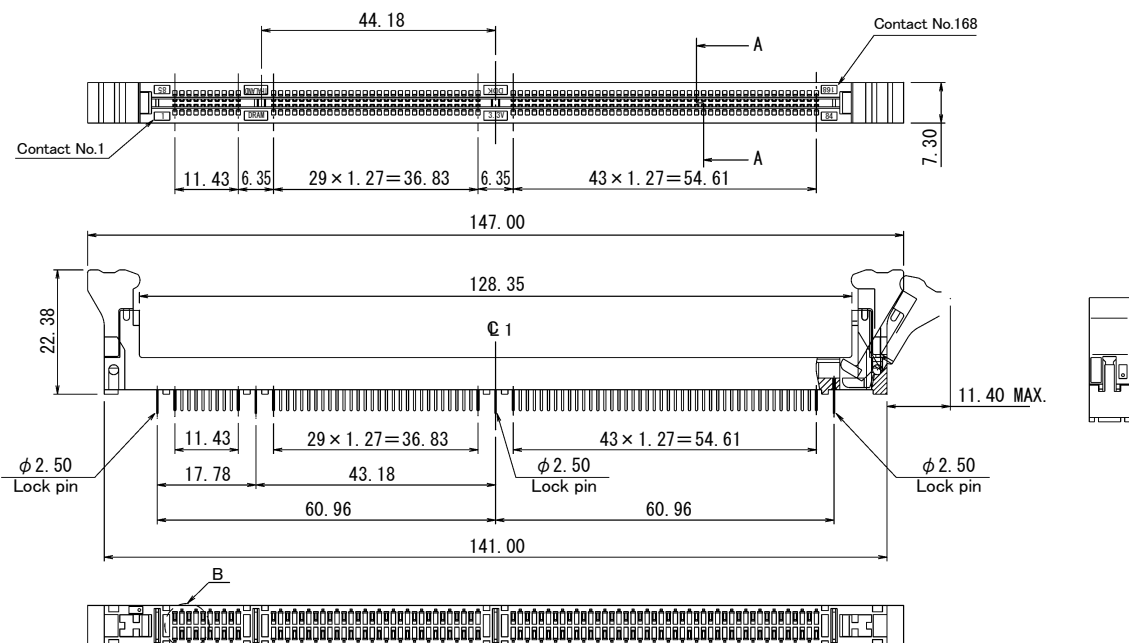
- N : without Board lock
- 3 : with 3 Board locks, ϕ 2.50 holes
- 4 : with 4 Board locks, ϕ 2.50 holes
- 5 : with 1 Board locks, ϕ 2.03 holes
- 7 : with 3 Board locks, ϕ 2.03 holes

Contact plating

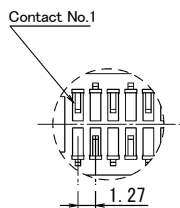
- 1 : Mating area...0.3 μ m Gold over Nickel
Tail area...Tin-Lead
- 3 : (Standard)
Mating area...Gold flash over Nickel
Tail area...Tin-Lead

Tail Length

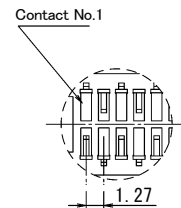
- 1 : 3.0mm
- 2 : 3.2mm



SEC.A-A



DETAIL B-1
DMM-168FL □□□ - □ A □□□



DETAIL B-2
DMM-168FL □□□ - □ B □□□

H
DMM(168)

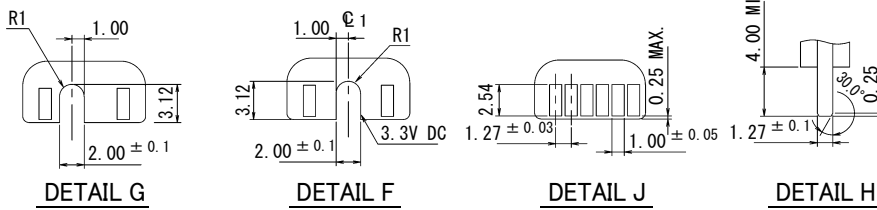
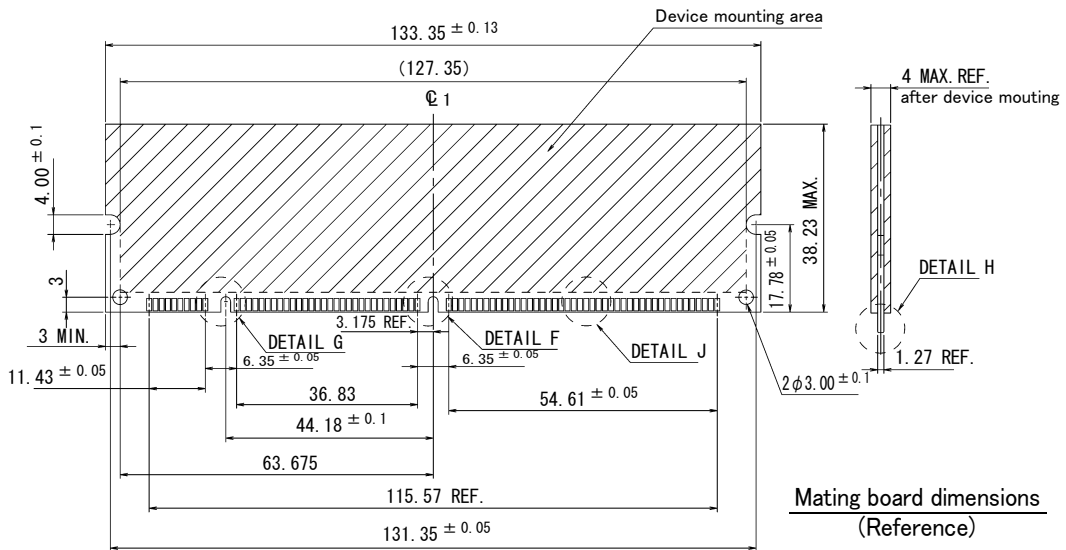
DMM Series (168 Contacts)

查询"DMM-168FLDA2-3A133"供应商

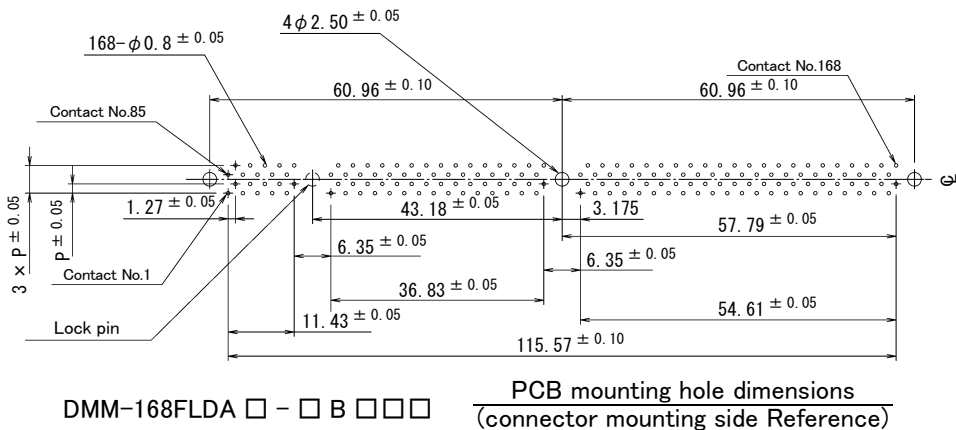
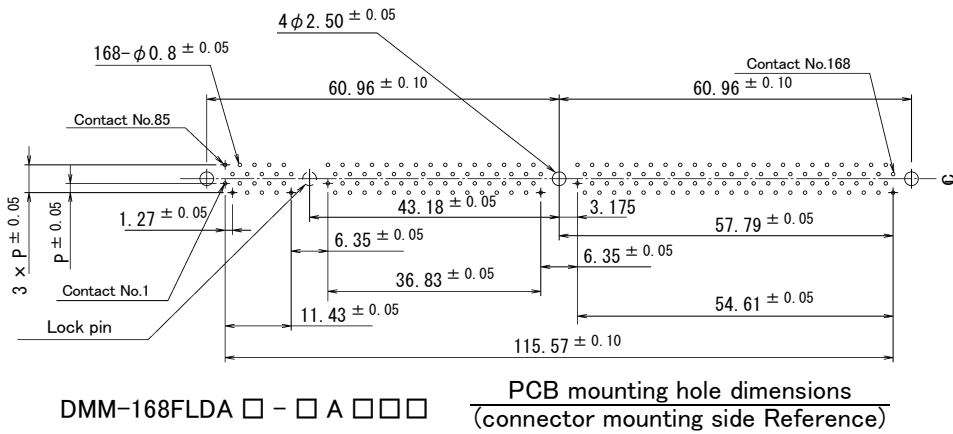
Unit : mm

Sync. DRAM Operation Voltage 3.3V

Mating board dimensions



PCB mounting hole dimensions



H
 DMM(168)

DMM Series (168 Contacts)

查询"DMM-168FLDA2-3A133"供应商

Unit : mm

■ Sync. DRAM Operation Voltage 5.0V

DMM-168FLHB2-3A134

Housing/Lock color

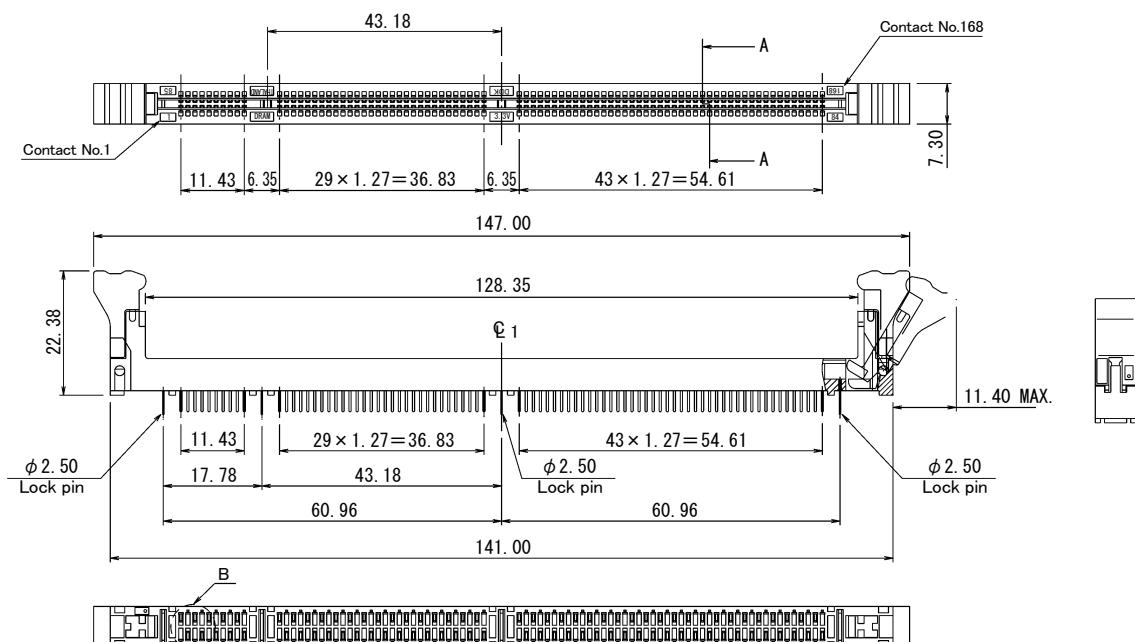
- 1 : Ivory/Ivory
- 2 : Black/Black

Board lock and hole size

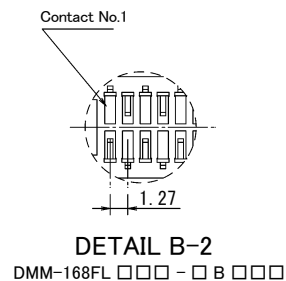
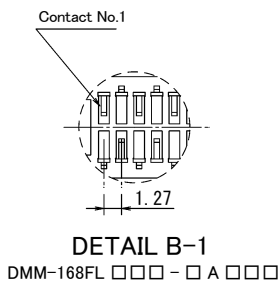
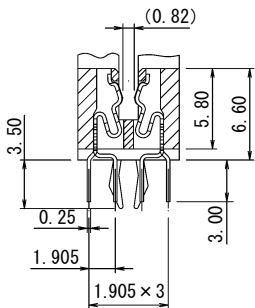
- N : without Board lock
- 3 : with 3 Board locks, ϕ 2.50 holes
- 4 : with 4 Board locks, ϕ 2.50 holes

Contact plating

- 1 : Mating area...0.3 μ m Gold over Nickel
Tail area...Tin-Lead
- 3 : (Standard)
Mating area...Gold flash over Nickel
Tail area...Tin-Lead



H
DMM(168)



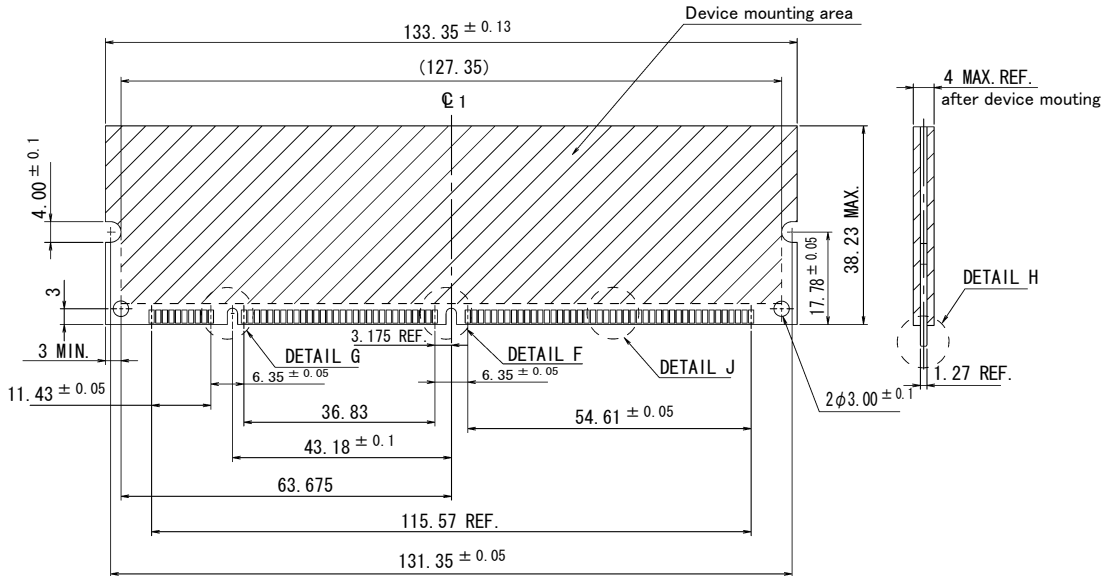
DMM Series (168 Contacts)

查询"DMM-168FLDA2-3A133"供应商

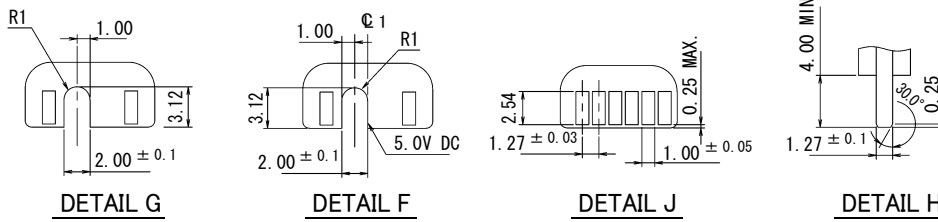
Unit : mm

Sync. DRAM Operation Voltage 5.0V

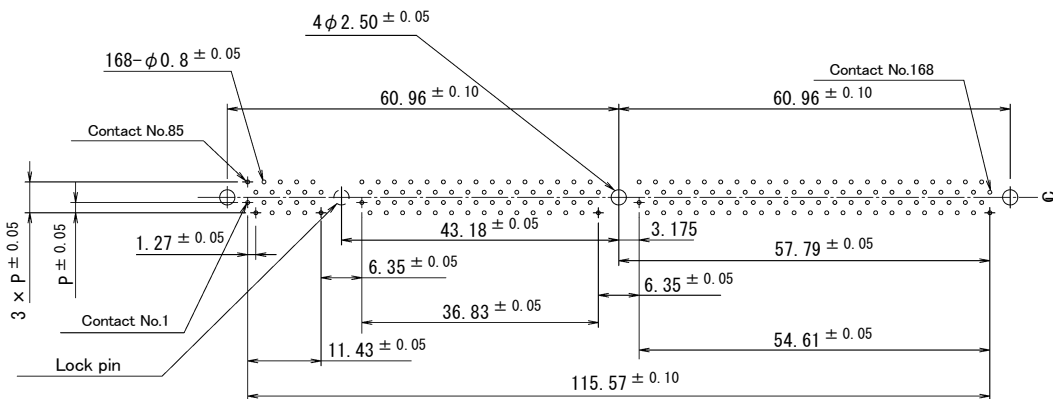
Recommended mating board dimensions



Recommended mating board dimensions
(Reference)



Recommended PCB mounting hole dimensions



DMM-168FLHB □ - □ A □ □ □
Recommended PCB mounting hole dimensions
(connector mounting side Reference)

H
DMM(168)

DMM Series (168 Contacts)

查询"DMM-168FLDA2-3A133"供应商

Unit : mm

Standard DRAM Operation Voltage 3.3V

DMM-168FLEA3-3A13N

Housing/Lock color

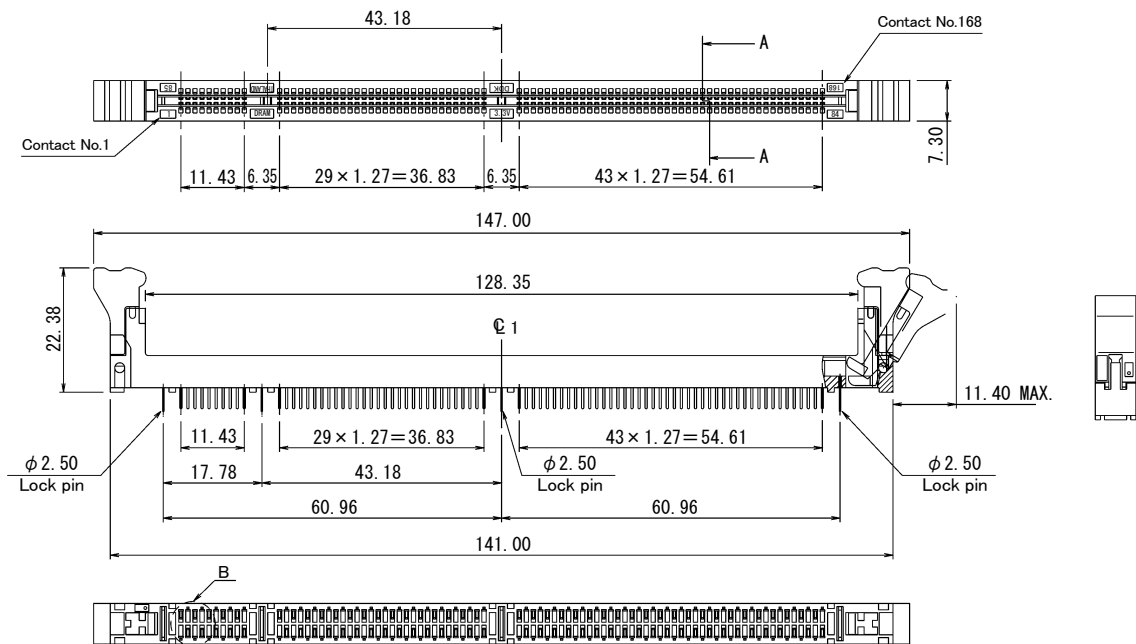
- 1 : Ivory/Ivory
- 2 : Black/Black
- 3 : Black/Ivory

Board lock and hole size

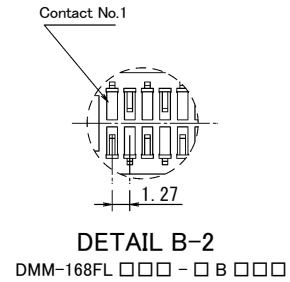
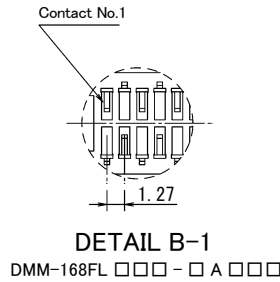
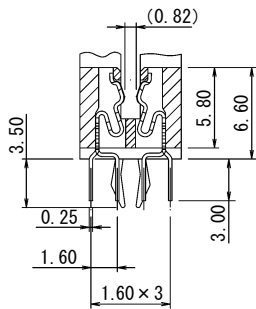
- N : without Board lock
- 3 : with 3 Board locks, ϕ 2.50 holes
- 4 : with 4 Board locks, ϕ 2.50 holes
- 7 : with 3 Board locks, ϕ 2.03 holes

Contact plating

- 1 : Mating area...0.3 μ m Gold over Nickel
Tail area...Tin-Lead
- 3 : (Standard)
Mating area...Gold flash over Nickel
Tail area...Tin-Lead
- 6 : Mating area...0.76 μ m Gold over Nickel
Tail area...Tin-Lead



H
DMM(168)



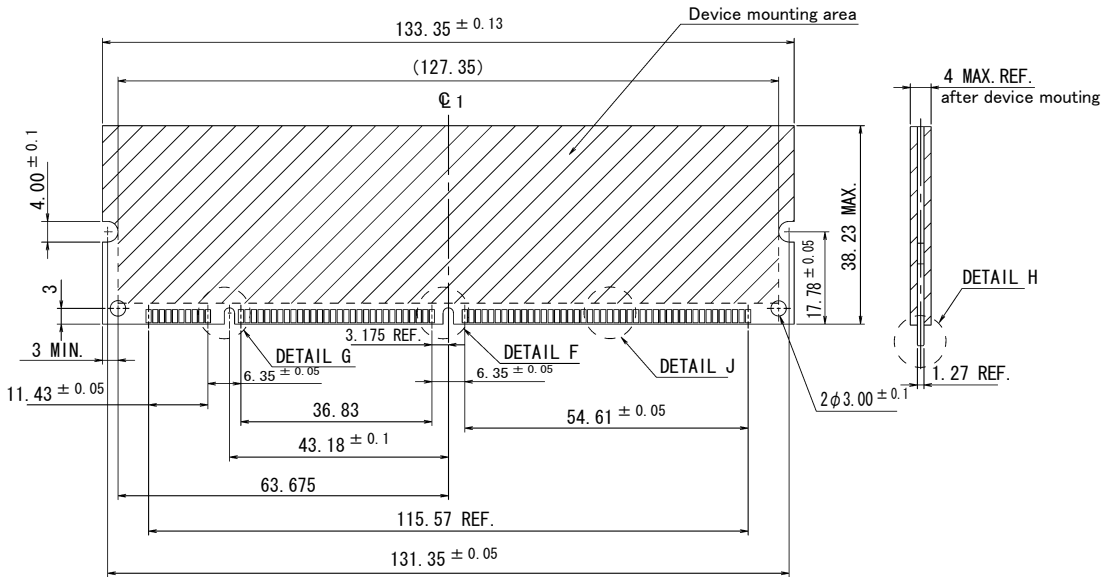
DMM Series (168 Contacts)

查询"DMM-168FLDA2-3A133"供应商

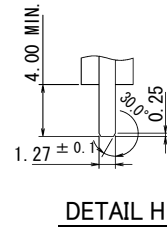
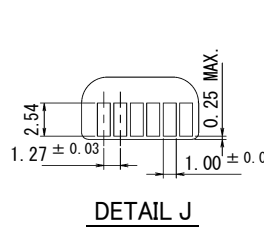
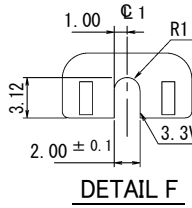
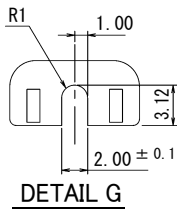
Unit : mm

Standard DRAM Operation Voltage 3.3V

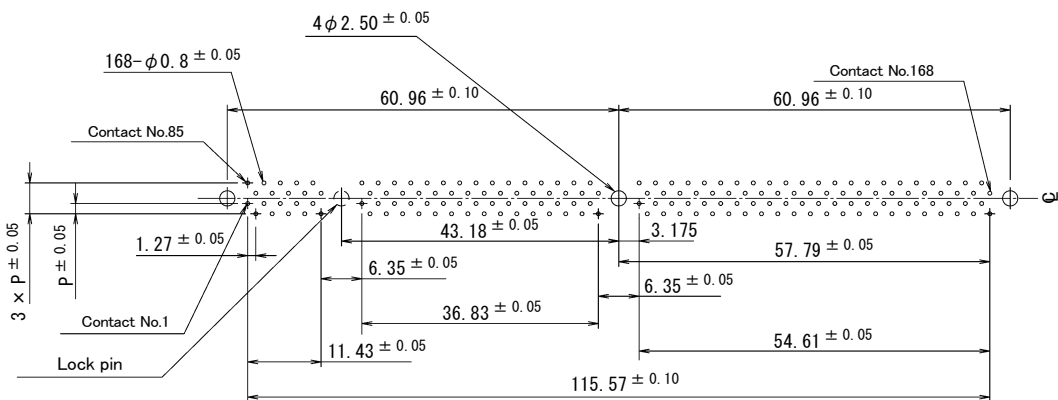
Recommended mating board dimensions



Recommended mating board dimensions
(Reference)



Recommended PCB mounting hole dimensions



DMM-168FLEA □ - □ A □ □ □
Recommended PCB mounting hole dimensions
(connector mounting side Reference)

H
DMM(168)

DMM Series (168 Contacts)

查询"DMM-168FLDA2-3A133"供应商

Unit : mm

Standard DRAM Operation Voltage 5.0V

DMM-168FLFB2-3A136

Housing/Lock color

- 1 : Ivory/Ivory
- 2 : Black/Black

Tail Pitch

- 2 : 1.27mm
- 3 : 1.905mm

Tail Pitch Arrangement

- A : See page 9
- B : See page 9

Board lock and hole size

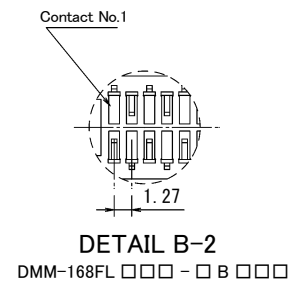
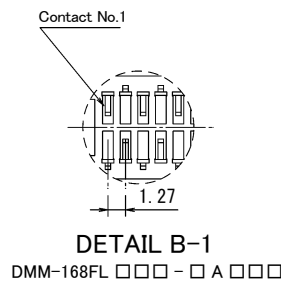
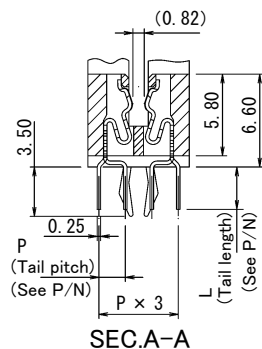
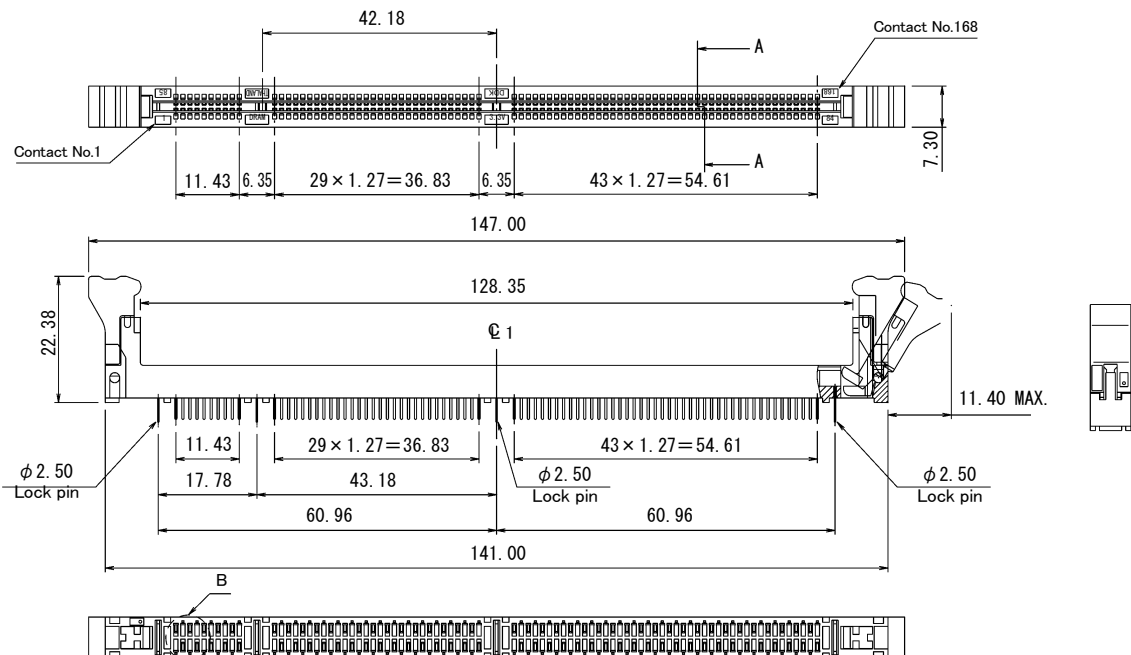
- 1 : with 1 Board locks, ϕ 2.50 holes
- 2 : with 2 Board locks, ϕ 2.50 holes
- 3 : with 3 Board locks, ϕ 2.50 holes
- 4 : with 4 Board locks, ϕ 2.50 holes
- 6 : with 2 Board locks, ϕ 2.03 holes

Contact plating

- 1 : Mating area...0.3 μ m Gold over Nickel
Tail area...Tin-Lead
- 3 : (Standard)
Mating area...Gold flash over Nickel
Tail area...Tin-Lead

Tail Length

- 1 : 3.0mm
- 2 : 3.2mm



H
DMM(168)

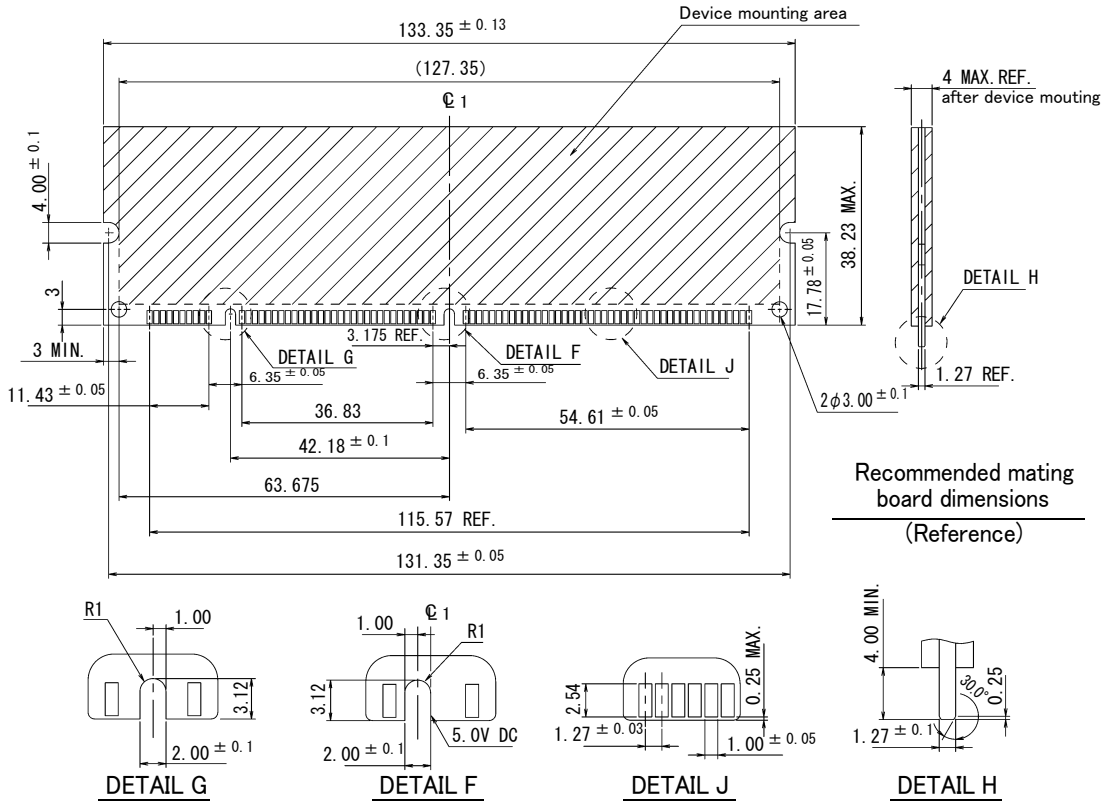
DMM Series (168 Contacts)

查询"DMM-168FLDA2-3A133"供应商

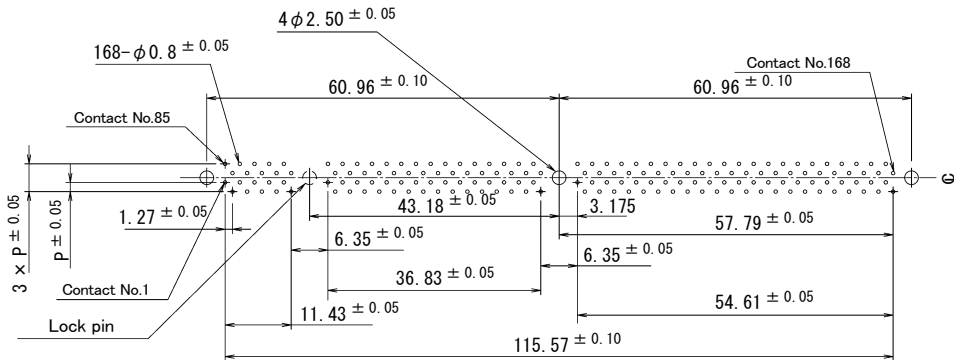
Unit : mm

Standard DRAM Operation Voltage 5.0V

Recommended mating board dimensions

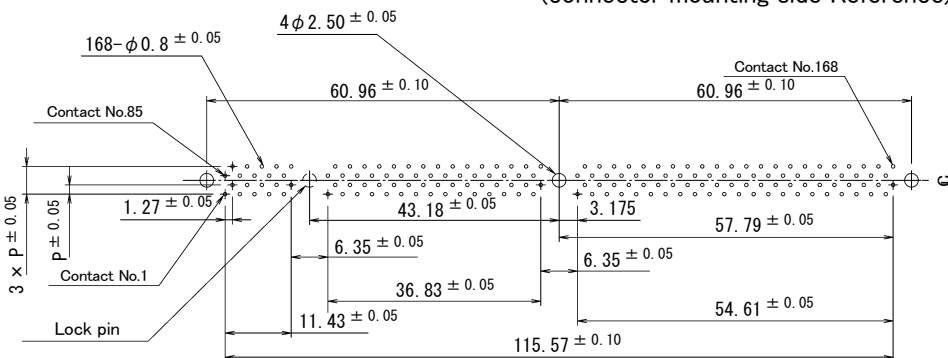


Recommended PCB mounting hole dimensions



DMM-168FLFB □ - □ A □ □ □

Recommended PCB mounting hole dimensions (connector mounting side Reference)



DMM-168FLFB □ - □ B □ □ □

Recommended PCB mounting hole dimensions (connector mounting side Reference)

H

DMM(168)

DMM Series (168 Contacts)

查询"DMM-168FLDA2-3A133"供应商

Unit : mm

Non-Standard DRAM Operation Voltage 3.3V

DMM-168FLAA2-3B216

Housing/Lock color

- 1 : Ivory/Ivory
- 2 : Black/Black
- 3 : Black/Ivory
- 4 : Ivory/Ivory

Tail Pitch

- 1 : 1.60mm
- 2 : 1.27mm
- 3 : 1.905mm

Tail Pitch Arrangement

- A : See page 11
- B : See page 11

Board lock and hole size

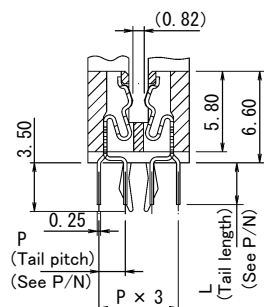
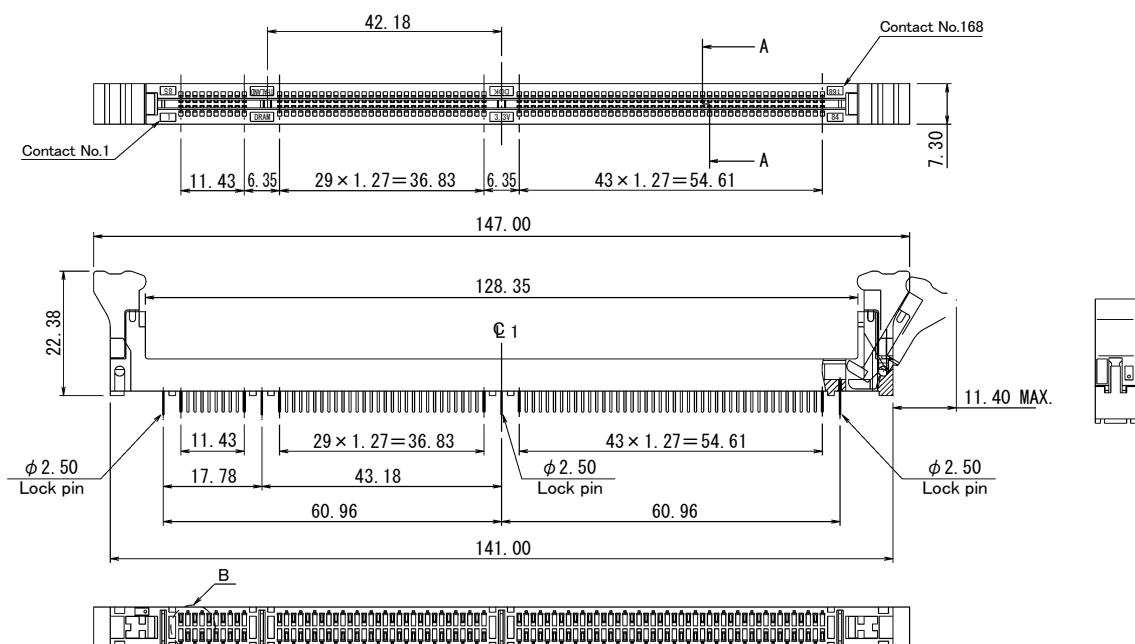
- N : without Board lock
- 2 : with 2 Board locks, ϕ 2.50 holes
- 3 : with 3 Board locks, ϕ 2.50 holes
- 4 : with 4 Board locks, ϕ 2.50 holes
- 6 : with 2 Board locks, ϕ 2.03 holes
- 7 : with 3 Board locks, ϕ 2.03 holes

Contact plating

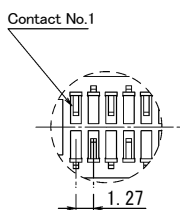
- 1 : Mating area...0.3 μ m Gold over Nickel
Tail area...Tin-Lead
- 3 : (Standard)
Mating area...Gold flash over Nickel
Tail area...Tin-Lead
- 6 : Mating area...0.76 μ m Gold over Nickel
Tail area...Tin-Lead

Tail Length

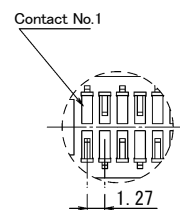
- 1 : 3.0mm
- 2 : 3.2mm



SEC.A-A



DETAIL B-1
DMM-168FL □□□ - □ A □□□



DETAIL B-2
DMM-168FL □□□ - □ B □□□

H
DMM(168)

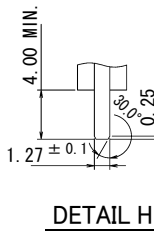
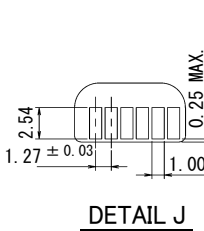
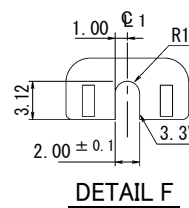
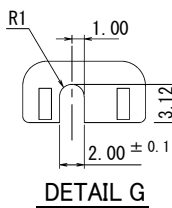
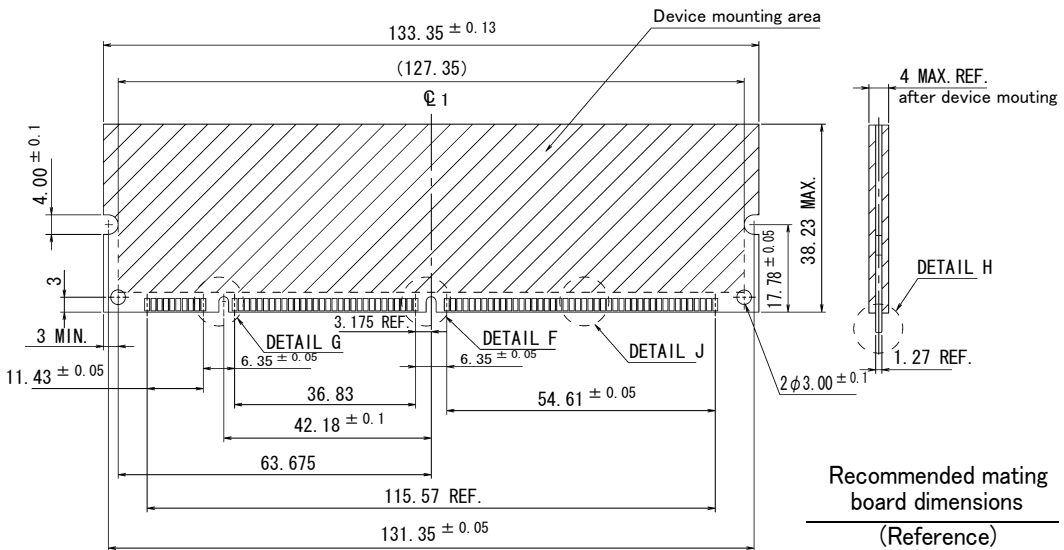
DMM Series (168 Contacts)

查询"DMM-168FLDA2-3A133"供应商

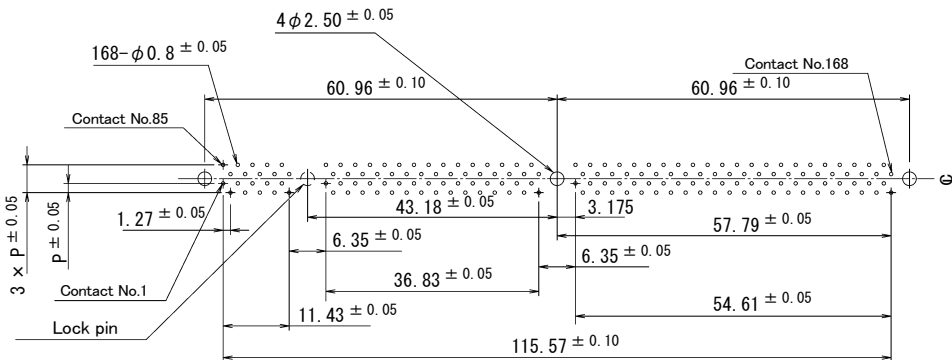
Unit : mm

Non-Standard DRAM Operation Voltage 3.3V

Recommended mating board dimensions

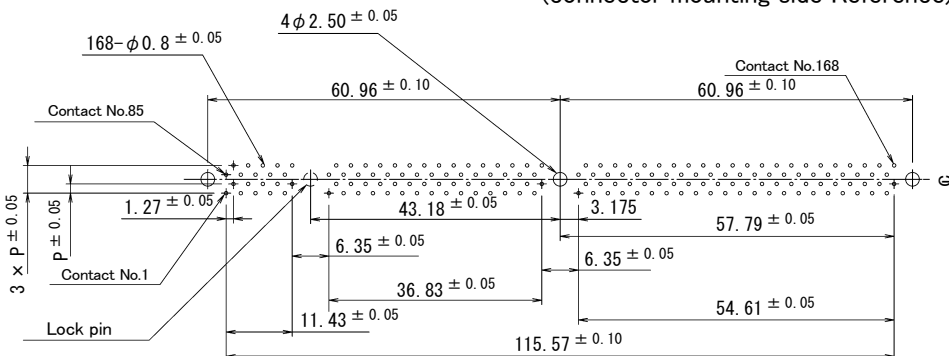


Recommended PCB mounting hole dimensions



DMM-168FLAA □ - □ A □ □ □

Recommended PCB mounting hole dimensions (connector mounting side Reference)



DMM-168FLAA □ - □ B □ □ □

Recommended PCB mounting hole dimensions (connector mounting side Reference)

H
DMM(168)

DMM Series (168 Contacts)

查询"DMM-168FLDA2-3A133"供应商

Unit : mm

■ Non-Standard DRAM Operation Voltage 5.0V

DMM-168FLGB1-3A132

Housing/Lock color

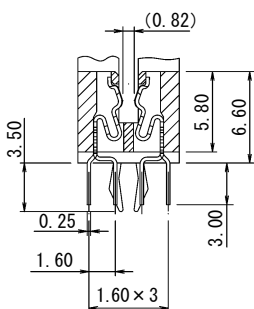
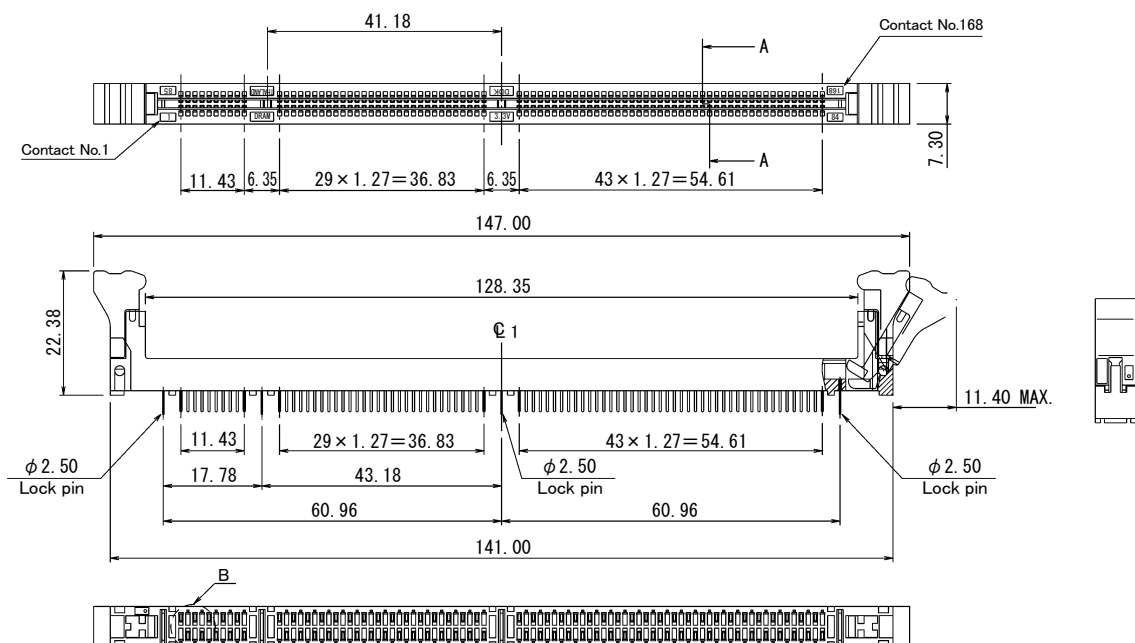
- 1 : Ivory/Ivory
- 2 : Black/Black

Board lock and hole size

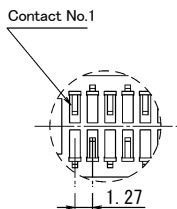
- N : without Board lock
- 2 : with 2 Board locks, ϕ 2.50 holes
- 3 : with 3 Board locks, ϕ 2.50 holes

Contact plating

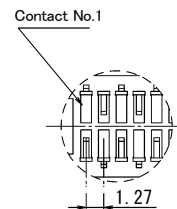
- 1 : Mating area...0.3 μ m Gold over Nickel
Tail area...Tin-Lead
- 2 : (Standard)
Mating area...Gold flash over Nickel
Tail area...Tin-Lead



SEC.A-A



DETAIL B-1
DMM-168FL □□□ - □ A □□□



DETAIL B-2
DMM-168FL □□□ - □ B □□□

H
DMM(168)

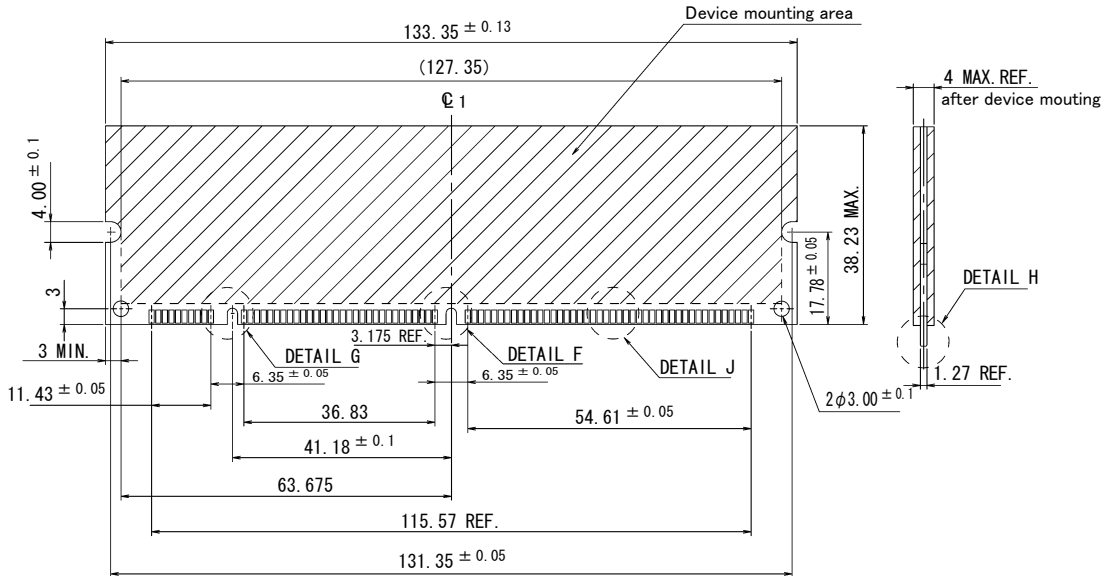
DMM Series (168 Contacts)

查询"DMM-168FLDA2-3A133"供应商

Unit : mm

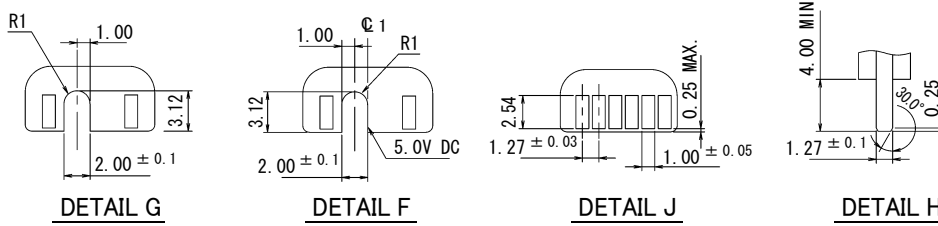
Non-Standard DRAM Operation Voltage 5.0V

Recommended mating board dimensions

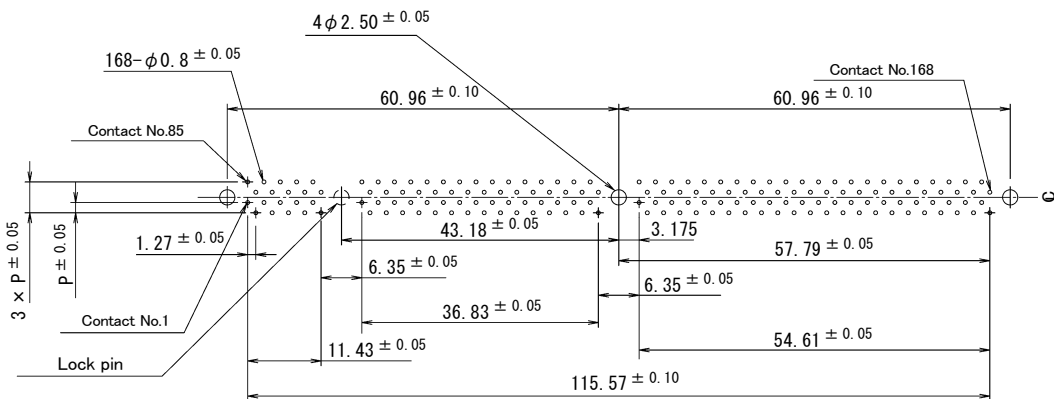


Recommended mating board dimensions
(Reference)

H
DMM(168)



Recommended PCB mounting hole dimensions



DMM-168FLHB □ - □ A □□□
Recommended PCB mounting hole dimensions
(connector mounting side Reference)