

# HANDLES

[查询"1303/F-M6-8272P"供应商](#)

PATTERN

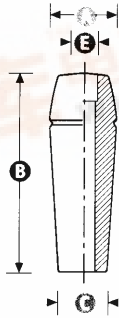


THREAD OR  
CLEARANCE BORE

LENGTH OF  
MALE THREAD

## Revolving handle

Gloss finish duroplast



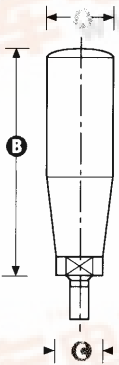
FEMALE	PATTERN	B	C	D	E	F	THREAD OR CLEARANCE BORE	LENGTH OF MALE THREAD
	<b>1303/S</b>	18	40	12	8	10	5 6	
Moulded clearance bore	<b>1304/S</b>	20	60	14	8	10	5 6 8	
	<b>1305/S</b>	24	80	18	13	13	6 8 10	
	<b>1306/S</b>	28	95	20	13	16	8 10 12	
	<b>1307/S</b>	30	110	22	15	18	10 12	

**RENKOL**

15

## Revolving handle - with male thread

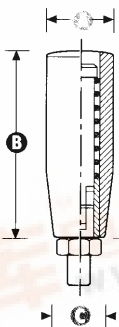
Gloss finish duroplast



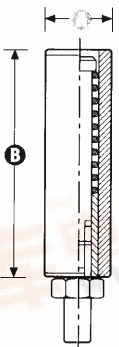
MALE	PATTERN	B	C	D	E	F	THREAD OR CLEARANCE BORE	LENGTH OF MALE THREAD
	<b>3155/M</b>	20	55	12			M6	12
Plated steel insert	<b>3167/M</b>	23	67	18			M8	15
	<b>3177/M</b>	25	77	18			M8 M10	15
	<b>3187/M</b>	27	87	20			M10 M12	15
	<b>3197/M</b>	29	97	20			M10 M12	15

## Revolving and folding handle - with male thread

Matt finish reinforced thermoplastic



MALE	PATTERN	B	C	D	E	F	THREAD OR CLEARANCE BORE	LENGTH OF MALE THREAD
Plated steel insert	<b>3270/M</b>	25	70	20	6		M8	10



MALE	PATTERN	B	C	D	E	F	THREAD OR CLEARANCE BORE	LENGTH OF MALE THREAD
Plated steel insert	<b>3282/M</b>	25	82		7		M10	17
	<b>3290/M</b>	25	90		7		M10	17

Operated by means of a simple lift and fold movement these handles can be 'parked' in the desired safety position when not in use.

PATTERN



THREAD OR  
CLEARANCE BORE

LENGTH OF  
MALE THREAD



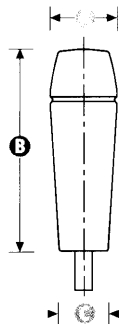
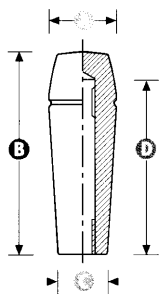
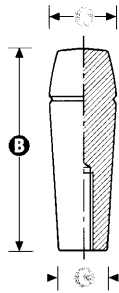
Non standard thread diameters, lengths, insert materials and other modifications are available for minimum quantities. The standard colour is black. Some patterns are available in a choice of colours. Contact our sales department for details.

All dimensions in mm and are approximate

# HANDLES

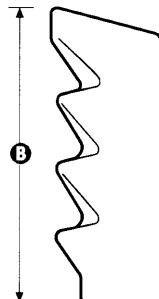
[查询"1303/F-M6-8272P"供应商](#)

## Gloss finish duroplast



## Grip handle

Gloss finish in flexible PVC for push fit, available in red or black



TYPE      PATTERN           THREAD OR BORE      LENGTH OF MALE THREAD

FEMALE	<b>1303/F</b>	18	40	12		M6 M8
Moulded thread	<b>1304/F</b>	20	60	14		M6 M8
	<b>1305/F</b>	24	80	18		M6 M8
	<b>1306/F</b>	28	95	20		M10 M12
	<b>1307/F</b>	30	110	22		M10 M12

SELF FIX	<b>1304/SF</b>	20	60	14	53	6
Simple knock-on assembly onto plain shaft	<b>1305/SF</b>	24	80	18	69	8 10
	<b>1306/SF</b>	28	95	20	83	10
	<b>1307/SF</b>	30	110	22	94	10

MALE	<b>1303/M</b>	18	40	12		M6	10
Plated steel insert	<b>1304/M</b>	20	60	14		M6 M8	12
	<b>1305/M</b>	24	80	18		M6 M8	15
	<b>1306/M</b>	28	95	20		M10 M12	20
	<b>1307/M</b>	30	110	22		M10 M12	20

<b>949</b>	85	19 (3/4in)
<b>950</b>	95	19 (3/4in)
<b>951</b>	110	22 (7/8in)
<b>952</b>	115	25 (1in)

TYPE      PATTERN           THREAD OR BORE      LENGTH OF MALE THREAD

Most patterns are available with imperial threads (Whitworth) or bores

Non standard thread diameters, lengths, insert materials and other modifications are available for minimum quantities. The standard colour is black. Some patterns are available in a choice of colours. Contact our sales department for details.

All dimensions in mm and are approximate