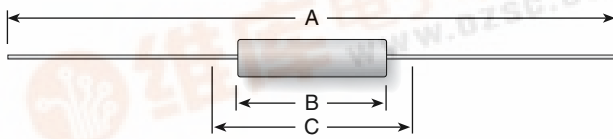
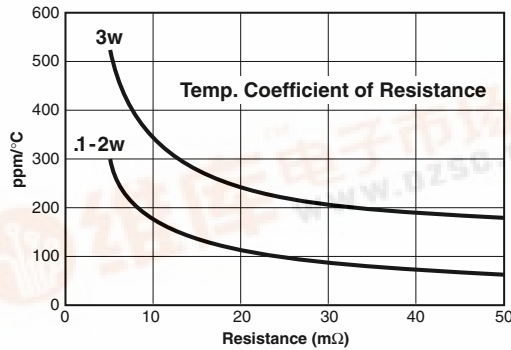


60 Series

Two Terminal Metal Element Current Sense



TCR AS A FUNCTION OF RESISTANCE



ORDERING INFORMATION

E = RoHS compliant

605HR020E

Series	Wattage	Tolerance	Ohms
00 = 1/10	07 = 3/4	F = 1%	R005 = .005
01 = 1/8	10 = 1.0	H = 3%	R010 = .01
02 = 1/5	15 = 1.5	J = 5%	R020 = .02
03 = 1/4	20 = 2.0		R050 = .05
04 = 3/8	30 = 3.0		R100 = 0.10
05 = 1/2			

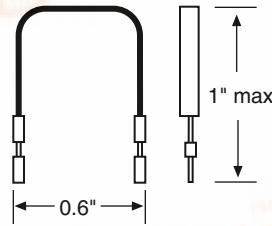
Our friendly Customer Service team can be reached at 866-9-OHMITE

These non-inductive, 3-piece welded element resistors offer a reliable low-cost alternative to conventional current sense products. With resistance values as low as 0.005Ω, and wattages from 0.1w to 3w, the 60 Series offers a wide variety of design choices.

FEATURES

- Low inductance
- Low cost
- Wirewound performance
- Flameproof

Special Leadform Units Available



SPECIFICATIONS

Material

Resistor: Nichrome resistive element

Terminals: Copper clad steel or copper depending on style. RoHS solder composition is 96% Sn, 3.5% Ag, 0.5% Cu

Derating

Linearly from 100% @ +25°C to 0% @ +275°C.

Electrical

Tolerance: ±3% standard, others available.

Power rating: Based on 25°C ambient.

Overload: 5x rated power for 5 seconds.

Inductance: <10nH

To calculate max amps: use the formula $\sqrt{P/R}$.

PARTIAL LISTING OF AVAILABLE VALUES

(Contact Ohmite for others)

Part Number	Watts	Ohms	Tolerance	Dimensions A (ref.)	B (max.)	C (±0.010)	Lead Ga.
600HR050E	0.1	0.05	3%	2.440	0.155	0.655	24
600HR033E	0.1	0.033	3%	2.440	0.155	0.655	24
600HR036E	0.1	0.036	3%	2.440	0.155	0.655	24
601HR027E	0.125	0.027	3%	2.440	0.155	0.655	24
601HR030E	0.125	0.03	3%	2.440	0.155	0.655	24
601HR025E	0.125	0.025	3%	2.440	0.155	0.655	24
602HR050E	0.2	0.05	3%	3.530	0.250	0.559	22
603HR005E	0.25	0.005	3%	2.440	0.155	0.655	24
603HR010E	0.25	0.01	3%	2.440	0.155	0.655	24
603HR015E	0.25	0.015	3%	2.440	0.155	0.655	24
603HR050E	0.25	0.05	3%	3.685	0.330	1.310	20
604HR010E	0.375	0.01	3%	3.530	0.250	0.559	22
604HR020E	0.375	0.02	3%	3.530	0.250	0.559	22
604HR025E	0.375	0.025	3%	3.530	0.250	0.559	22
604HR100E	0.375	0.01	3%	3.587	0.65	1.125	20
605HR010E	0.5	0.01	3%	3.685	0.355	1.310	20
605HR020E	0.5	0.02	3%	3.685	0.330	1.310	20
605HR030E	0.5	0.03	3%	3.685	0.330	1.310	20
605HR100E	0.5	0.1	3%	3.981	0.750	1.675	18
607HR050E	0.75	0.05	3%	3.587	0.630	1.106	20
607HR005E	0.75	0.005	3%	3.674	0.320	1.310	20
610HR005E	1	0.005	3%	3.587	0.650	1.125	20
610HR010E	1	0.01	3%	3.587	0.630	1.106	20
610HR020E	1	0.02	3%	3.587	0.630	1.106	20
610HR030E	1	0.03	3%	3.587	0.650	1.106	20
610HR050E	1	0.05	3%	3.981	0.750	1.675	18
615HR010E	1.5	0.01	3%	3.981	0.750	1.675	18
615HR020E	1.5	0.02	3%	3.981	0.750	1.675	18
615HR030E	1.5	0.03	3%	3.981	0.750	1.675	18
620HR005E	2	0.005	3%	3.981	0.750	1.675	18
630HR010E	3	0.01	3%	4.125	0.781	1.68*	18
630HR015E	3	0.015	3%	4.125	1.11	2	18
630HR025E	3	0.025	3%	4.125	1.279	2.125	18
630HR050E	3	0.05	3%	4.125	1.664	2.375	18

*Reference dimensions; contact Ohmite for details

Check product availability at www.ohmite.com

