



MMSZ5229A SERIES

SURFACE MOUNT SILICON ZENER DIODES

VOLTAGE 4.3 to 51 Volts **POWER** 500 mWatts

SOD-123

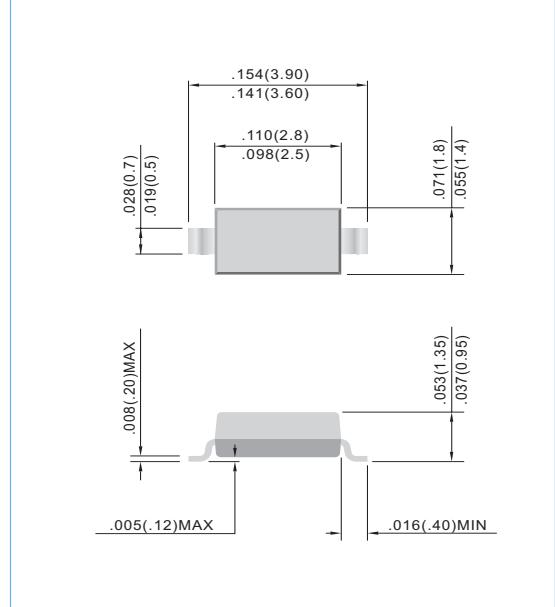
Unit: inch (mm)

FEATURES

- Planar Die construction
- 500mW Power Dissipation
- Ideally Suited for Automated Assembly Processes
- Pb free product : 99% Sn above can meet RoHS environment substance request

MECHANICAL DATA

- Case: SOD-123, Molded Plastic
- Terminals: Solderable per MIL-STD-750, Method 2026
- Polarity: See Diagram Below
- Approx. Weight: 0.01grams
- Mounting Position: Any



MAXIMUM RATINGS AND ELECTRICAL CHARACTERISTICS

Parameter	Symbol	Value	Units
Maximum Power Dissipation @ $T_A=25^{\circ}\text{C}$ (Notes A)	P_D	500	mW
Operating Junction and Storage Temperature Range	T_J	-50 to +150	$^{\circ}\text{C}$

NOTES:

A. Mounted on 5.0mm²(.013mm thick) land areas.



MMSZ5229A SERIES

Part Number	Nominal Zener Voltage			Max. Zener Impedance				Max Reverse Leakage Current		Marking Code	Package
	Vz @ IZT			ZT @ IZT		ZK @ IZK		IR @ VR			
	Nom. V	Min. V	Max. V	Ω	mA	Ω	mA	μA	V		
MMSZ5229A	4.3	4.21	4.39	22	20.0	2000	0.25	5.0	1.0	D4	SOD-123
MMSZ5230A	4.7	4.61	4.79	19	20.0	1900	0.25	5.0	2.0	D5	SOD-123
MMSZ5231A	5.1	5.00	5.20	17	20.0	1600	0.25	5.0	2.0	E1	SOD-123
MMSZ5232A	5.6	5.49	5.71	11	20.0	1600	0.25	5.0	3.0	E2	SOD-123
MMSZ5234A	6.2	6.08	6.32	7	20.0	1000	0.25	5.0	4.0	E4	SOD-123
MMSZ5235A	6.8	6.66	6.94	5	20.0	750	0.25	3.0	5.0	E5	SOD-123
MMSZ5236A	7.5	7.35	7.65	6	20.0	500	0.25	3.0	6.0	F1	SOD-123
MMSZ5237A	8.2	8.04	8.36	8	20.0	500	0.25	3.0	6.0	F2	SOD-123
MMSZ5239A	9.1	8.92	9.28	10	20.0	600	0.25	3.0	6.5	F4	SOD-123
MMSZ5240A	10	9.80	10.20	17	20.0	600	0.25	3.0	8.0	F5	SOD-123
MMSZ5241A	11	10.78	11.22	22	20.0	600	0.25	3.0	8.4	H1	SOD-123
MMSZ5242A	12	11.76	12.24	30	20.0	600	0.25	2.0	9.1	H2	SOD-123
MMSZ5243A	13	12.74	13.26	13	9.5	600	0.25	1.0	9.9	H3	SOD-123
MMSZ5244A	14	13.72	14.28	15	9.0	600	0.25	0.5	10.5	H4	SOD-123
MMSZ5245A	15	14.70	15.30	16	8.5	600	0.25	0.5	11.0	H5	SOD-123
MMSZ5246A	16	15.68	16.32	17	7.8	600	0.25	0.1	12.0	J1	SOD-123
MMSZ5247A	17	16.66	17.34	19	7.5	600	0.25	0.1	13.0	J2	SOD-123
MMSZ5248A	18	17.64	18.36	21	7.0	600	0.25	0.1	14.0	J3	SOD-123
MMSZ5250A	20	19.60	20.40	25	6.2	600	0.25	0.1	15.0	J5	SOD-123
MMSZ5251A	22	21.56	22.44	29	5.6	600	0.25	0.1	17.0	K1	SOD-123
MMSZ5252A	24	23.52	24.48	33	5.2	600	0.25	0.1	18.0	K2	SOD-123
MMSZ5254A	27	26.46	27.54	41	5.0	600	0.25	0.1	21.0	K4	SOD-123
MMSZ5255A	28	27.44	28.56	44	4.5	600	0.25	0.1	21.0	K5	SOD-123
MMSZ5256A	30	29.40	30.60	49	4.2	600	0.25	0.1	23.0	M1	SOD-123
MMSZ5257A	33	32.34	33.66	58	3.8	700	0.25	0.1	25.0	M2	SOD-123
MMSZ5258A	36	35.28	36.72	70	3.4	700	0.25	0.1	27.0	M3	SOD-123
MMSZ5259A	39	38.22	39.78	80	3.2	800	0.25	0.1	30.0	M4	SOD-123
MMSZ5260A	43	42.14	43.86	93	3.0	900	0.25	0.1	33.0	M5	SOD-123
MMSZ5261A	47	46.06	47.94	105	2.7	1000	0.25	0.1	36.0	N1	SOD-123
MMSZ5262A	51	49.98	52.02	125	2.5	1100	0.25	0.1	39.0	N2	SOD-123



MMSZ5229A SERIES

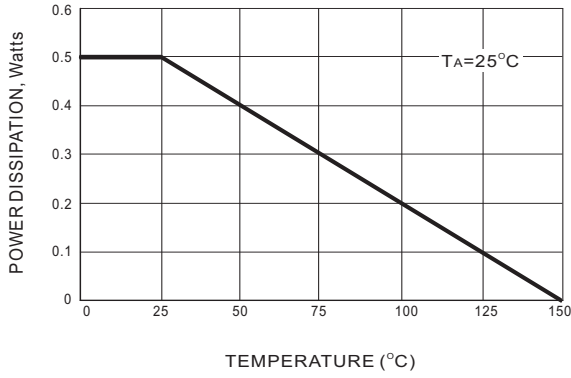


Fig.1 STEADY STATE POWER DERATING

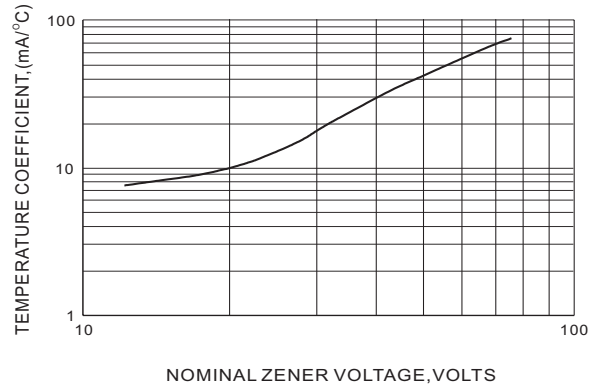


Fig.2 TEMPERATURE COEFFICIENTS

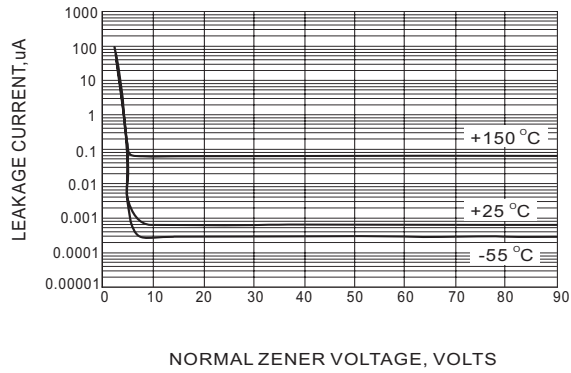


Fig.3 TYPICAL LEAKAGE CURRENT

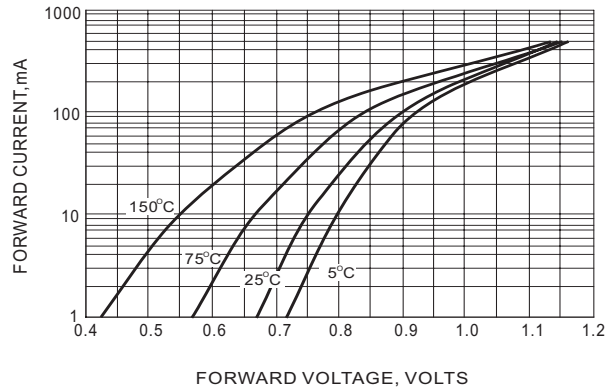
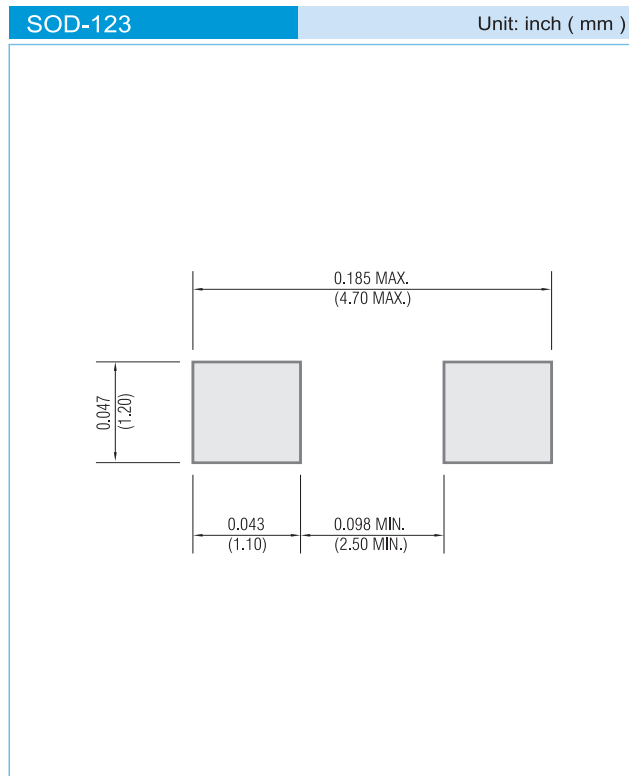


Fig.4 TYPICAL FORWARD VOLTAGE



MMSZ5229A SERIES

MOUNTING PAD LAYOUT



ORDER INFORMATION

- Packing information
 - T/R - 10K per 13" plastic Reel
 - T/R - 3K per 7" plastic Reel

LEGAL STATEMENT

Copyright PanJit International, Inc 2006

The information presented in this document is believed to be accurate and reliable. The specifications and information herein are subject to change without notice. Pan Jit makes no warranty, representation or guarantee regarding the suitability of its products for any particular purpose. Pan Jit products are not authorized for use in life support devices or systems. Pan Jit does not convey any license under its patent rights or rights of others.