

2.0mm DUAL ROW HEADER RIGHT

ANGLE P.C.B. MOUNT TYPE



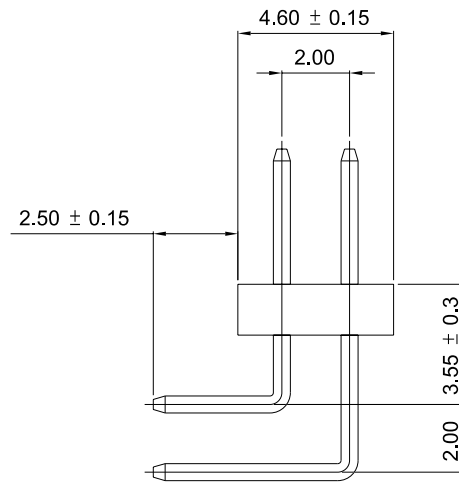
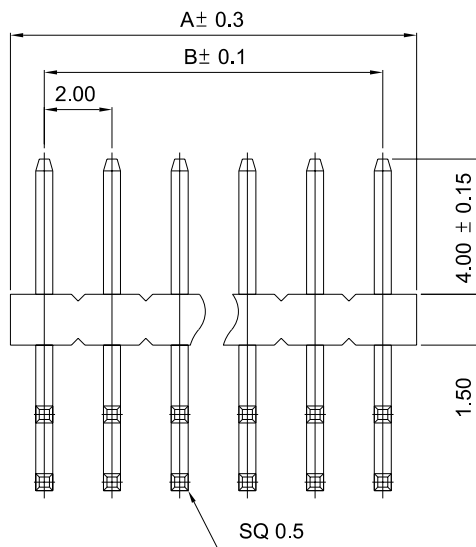
200112MR Series

Mates With SUYIN 200124, 200132, 200133, 200135, 200136, 200148, 200188 Series

Specifications:

- **4-80 Circuits**
- **Insulator Material** : Black High Temp . Plastic
- **Operating Temp.Range** : -40°C to +105°C
- **Terminal Material** : Brass 65/35
- **Plating** : Contact-Selective Gold Plated
or Full Gold Plated
- **Max. Current Rating** : 1.5A
- **Voltage Rating** : 150V AC
- **Dielectric Strength** : 500V (Min. 60 Seconds)

2.0
mm



Order Information

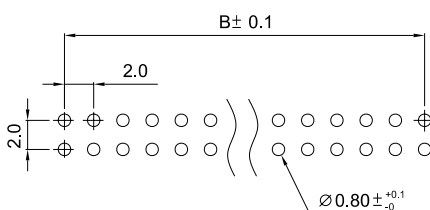
200112MR□□□□00Z0
1 2 3 4 5

1. 'R' : Right Angle DIP Type
2. No. of Pins
3. Plating
4. Color 'Z' : Black
5. Package

'O' : Slim Box Package Without CAP

Reference Page 11

Recommended P.C.B Layout



Dimensional Information

SUYIN P/NO.	DIM.A	DIM.B
200112MR004□□00Z0	4.3	2.0
200112MR006□□00Z0	6.3	4.0
200112MR008□□00Z0	8.3	6.0
200112MR010□□00Z0	10.3	8.0
200112MR012□□00Z0	12.3	10.0
200112MR014□□00Z0	14.3	12.0
200112MR016□□00Z0	16.3	14.0
200112MR020□□00Z0	20.3	18.0
200112MR024□□00Z0	24.3	22.0
200112MR026□□00Z0	26.3	24.0
200112MR030□□00Z0	30.3	8.0
200112MR034□□00Z0	34.3	32.0
200112MR040□□00Z0	40.3	38.0
200112MR044□□00Z0	44.3	42.0
200112MR050□□00Z0	50.3	48.0

SUYIN P/NO.	DIM.A	DIM.B
200112MR060□□00Z0	60.3	258.0
200112MR064□□00Z0	64.3	62.0
200112MR068□□00Z0	68.3	66.0
200112MR070□□00Z0	70.3	68.0
200112MR080□□00Z0	80.3	78.0