查询"201121B"供应商

SAW Bandpass Filter 201121B

1. Features

- IF Bandpass Filter
- High Attenuation
- Single-Ended Operation
- DIP Package
- Maximum Storage Temperature Range : -40℃ ~ 85℃
- Electrostatics Sensitive Device (ESD)

2. Package Dimension

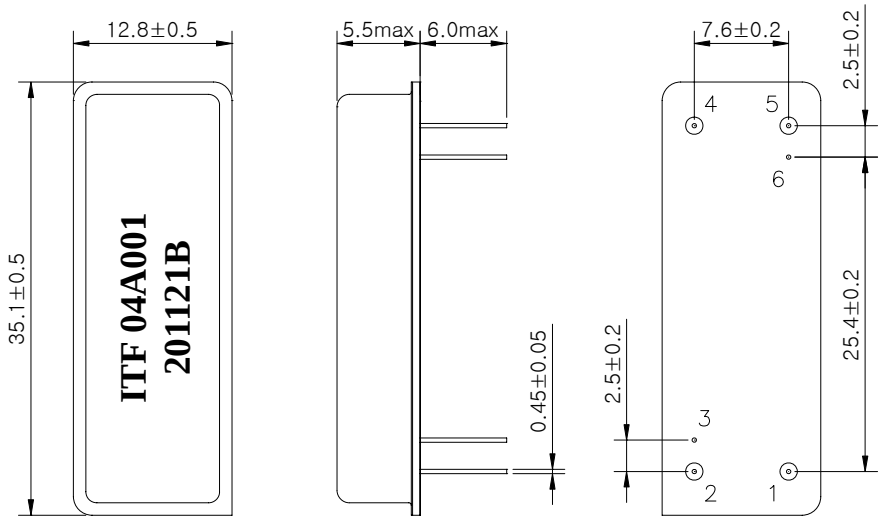

Package : D3512

Dimensions shown are nominal in millimeters

Base : Fe(SPCC), Au plating over Ni plated
Cap : Cu & Cr Alloy, Ni Plated
Termination : Kovar, Au Plated

Pin Configuration	
1	Input
5	Output
2, 4	Ground
3, 6	Case ground

查询"201121B"供应商

3. Specifications

Fo = 70.0 MHz

Terminating source impedance : 50Ω and matching network

Terminating load impedance : 50Ω and matching network

		Minimum	Typical	Maximum
Center Frequency	MHz	69.95	70.0	70.05
Insertion Loss	dB	-	23.5	25.0
1dB Bandwidth	MHz	-	4.8	-
3dB Bandwidth	MHz	5.0	5.1	-
40dB Bandwidth	MHz	-	6.18	6.3
Amplitude Ripple (Fo +/- 2.2 MHz)	dB	-	0.8	1.0
Group Delay Variation (Fo +/- 2.2 MHz)	nsec	-	70	150
Absolute Delay	usec	-	4.67	-
Ultimate Rejection	dB	50	55	-
Temperature Coefficient of Frequency	ppm/°C	-	-23	-

Notes :

1) All specifications are based on the matching schematic shown below
2) All specifications are measured by Agilent Network analyzer and full 2 port calibration at room temperature
3) All attenuation measurements are measured relative to insertion loss

查询"201121B"供应商

4. Matching Schematic

(Actual matching values may vary due to PCB layout and parasitics)

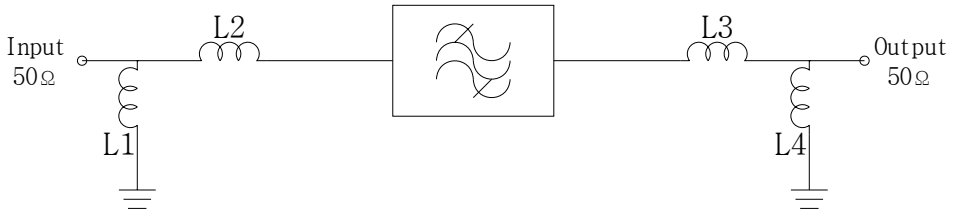

L2 = L3 = 27 nH

L1 = L4 = 120 nH

5. Marking Configuration

ITF[1] 04A001[2]

201121B[3]

1) Manufacturer name

2) Lot Number

3) Part Number

查询"201121B"供应商

SAW Bandpass Filter 201121B

6. Typical Performance (at +25℃)

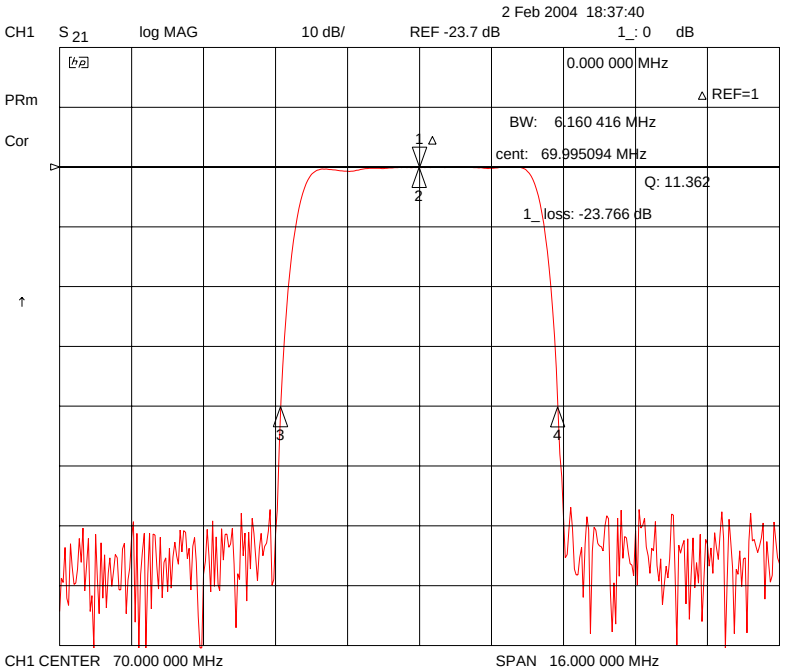

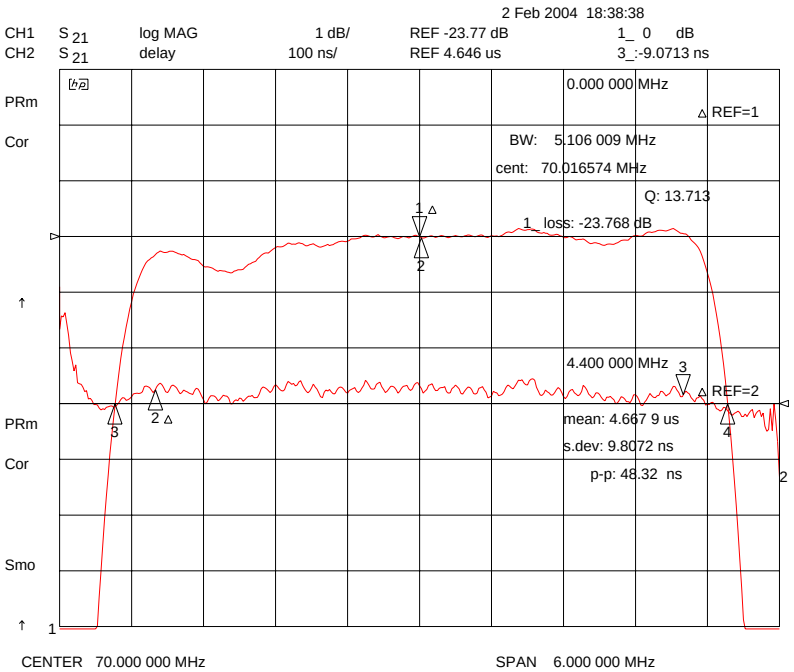

查询"201121B"供应商

SAW Bandpass Filter 201121B

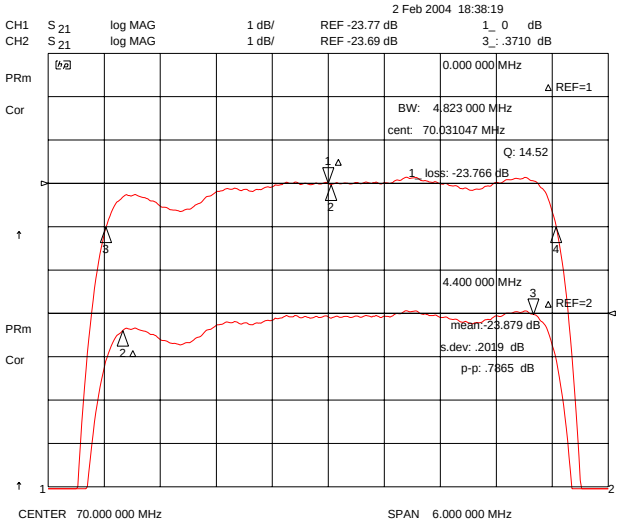

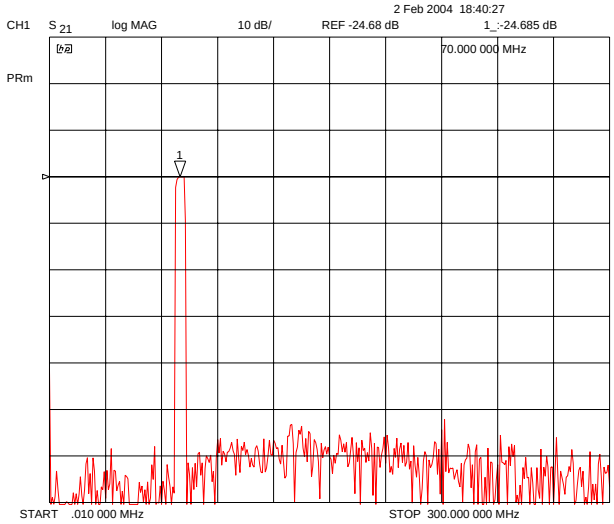

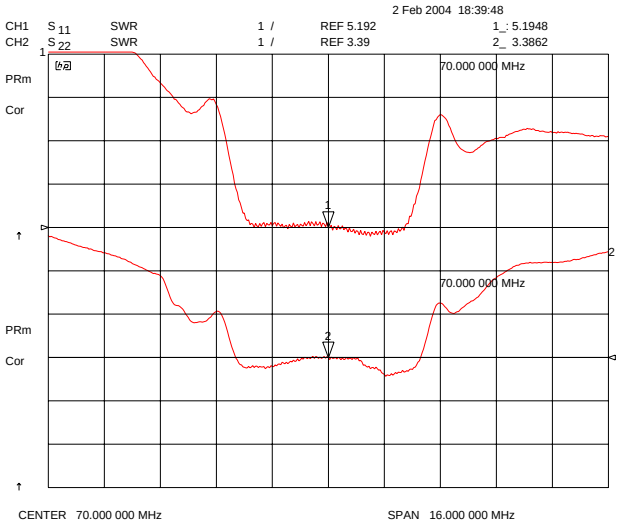

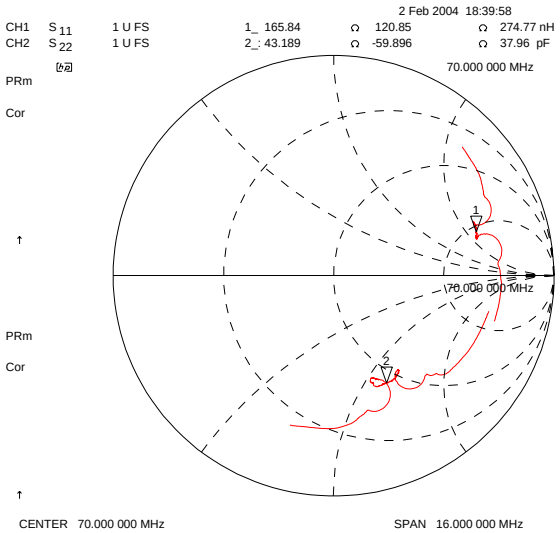

Integrated Technology Future	**I T F Co., Ltd.** 102-901, Bucheon Technopark 364, Samjeong-Dong, Ojeong-Gu, Bucheon-City, Gyounggi-Do, Korea 421-809	Part No.	201121B	
		Rev. Date	2004-04-22	
		Rev.	NI0022-CS03	5/5