



查询"MMBT1015"供应商

UNISONIC TECHNOLOGIES CO., LTD

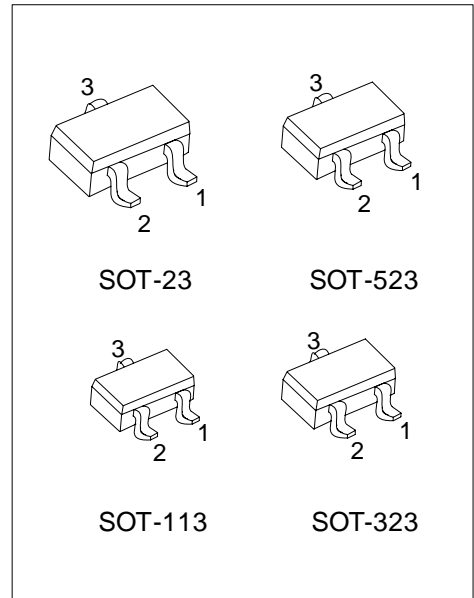
MMBT1015

PNP SILICON TRANSISTOR

LOW FREQUENCY PNP AMPLIFIER TRANSISTOR

FEATURES

- *Collector-Emitter Voltage:
BV_{CEO}=-50V
- *Collector current up to 150mA
- *High h_{FE} linearity
- *Complement to MMBT1815



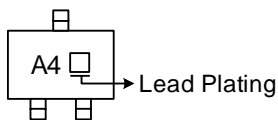
*Pb-free plating product number: MMBT1015L

ORDERING INFORMATION

| Order Number | | Package | Pin Assignment | | | Packing |
|------------------|-------------------|---------|----------------|---|---|-----------|
| Normal | Lead Free Plating | | 1 | 2 | 3 | |
| MMBT1015-x-AC3-R | MMBT1015L-x-AC3-R | SOT-113 | E | B | C | Tape Reel |
| MMBT1015-x-AE3-R | MMBT1015L-x-AE3-R | SOT-23 | E | B | C | Tape Reel |
| MMBT1015-x-AL3-R | MMBT1015L-x-AL3-R | SOT-323 | E | B | C | Tape Reel |
| MMBT1015-x-AN3-R | MMBT1015L-x-AN3-R | SOT-523 | E | B | C | Tape Reel |

| | |
|---|---|
| <p>MMBT1015L-x-AC3-R</p> <p>(1)Packing Type (2)Package Type (3)Rank (4)Lead Plating</p> | <p>(1) R: Tape Reel (2) AC3: SOT-113, AE3: SOT-23, AL3: SOT323, AN3: SOT-523 (3) x: refer to Classification of h_{FE1} (4) L: Lead Free Plating, Blank: Pb/Sn</p> |
|---|---|

MARKING



■ ABSOLUTE MAXIMUM RATING (Ta=25°C , unless otherwise specified)

| PARAMETER | | SYMBOL | RATINGS | UNIT |
|---------------------------|-------------------------|-----------|------------|------|
| Collector-Base Voltage | | V_{CBO} | -50 | V |
| Collector-Emitter Voltage | | V_{CEO} | -50 | V |
| Emitter-Base Voltage | | V_{EBO} | -5 | V |
| Collector Dissipation | SOT-23 | P_C | 250 | mW |
| | SOT-523/SOT-113/SOT-323 | | 200 | mW |
| Collector Current | | I_C | -150 | mA |
| Base Current | | I_B | -50 | mA |
| Junction Temperature | | T_J | 125 | |
| Storage Temperature | | T_{STG} | -55 ~ +150 | |

Note Absolute maximum ratings are those values beyond which the device could be permanently damaged. Absolute maximum ratings are stress ratings only and functional device operation is not implied.

■ ELECTRICAL CHARACTERISTICS (Ta=25°C, unless otherwise specified)

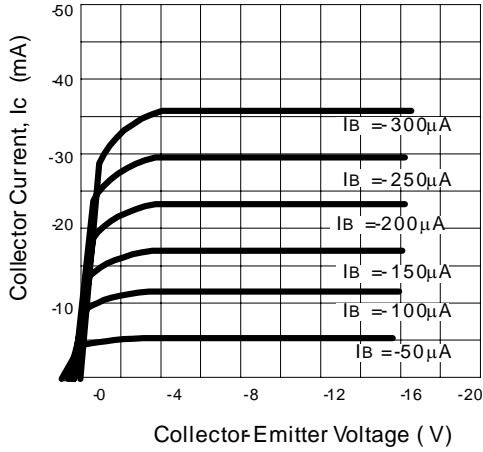
| PARAMETER | SYMBOL | TEST CONDITIONS | MIN | TYP | MAX | UNIT |
|--------------------------------------|---------------|---|-----|------|------|------|
| Collector-Base Breakdown Voltage | BV_{CBO} | $I_C = -100\mu A, I_E = 0$ | -50 | | | V |
| Collector-Emitter Breakdown Voltage | BV_{CEO} | $I_C = -10mA, I_B = 0$ | -50 | | | V |
| Emitter-Base Breakdown Voltage | BV_{EBO} | $I_E = -10\mu A, I_C = 0$ | -5 | | | V |
| Collector-Emitter Saturation Voltage | $V_{CE(SAT)}$ | $I_C = -100mA, I_B = -10mA$ | | -0.1 | -0.3 | V |
| Base-Emitter Saturation Voltage | $V_{BE(SAT)}$ | $I_C = -100mA, I_B = -10mA$ | | | -1.1 | V |
| Collector Cut-off Current | I_{CBO} | $V_{CB} = -50V, I_E = 0$ | | | -100 | nA |
| Emitter Cut-off Current | I_{EBO} | $V_{EB} = -5V, I_C = 0$ | | | -100 | nA |
| DC Current Gain | h_{FE1} | $V_{CE} = -6V, I_C = -2mA$ | 120 | | 700 | |
| | h_{FE2} | $V_{CE} = -6V, I_C = -150mA$ | 25 | | | |
| Transition Frequency | f_T | $V_{CE} = -10V, I_C = -1mA$ | 80 | | | MHz |
| Output Capacitance | C_{OB} | $V_{CB} = -10V, I_E = 0, f = 1MHz$ | | 4.0 | 7.0 | pF |
| Noise Figure | NF | $I_C = -0.1mA, V_{CE} = -6V$ $R_G = 1k\Omega, f = 100Hz$ | | 0.5 | 6 | dB |

■ CLASSIFICATION OF h_{FE1}

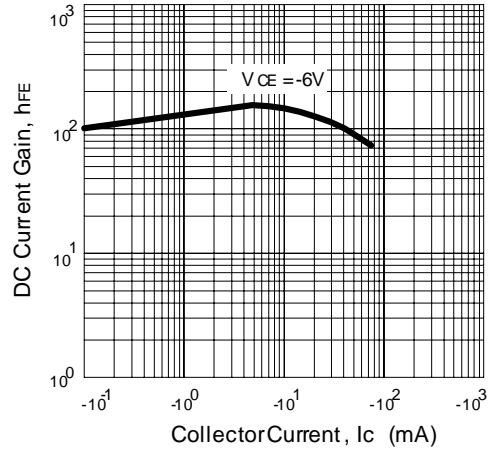
| RANK | Y | GR | BL |
|-------|---------|---------|---------|
| RANGE | 120-240 | 200-400 | 350-700 |

■ TYPICAL CHARACTERISTICS

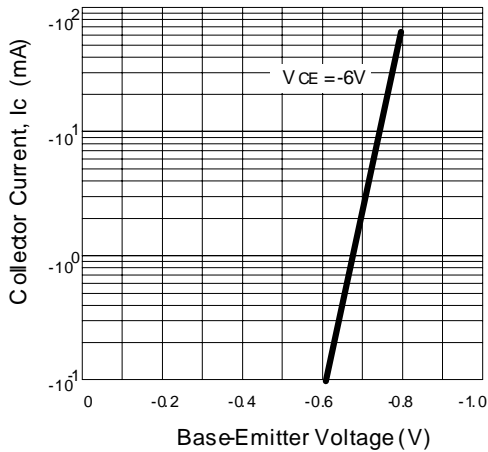
Static Characteristics



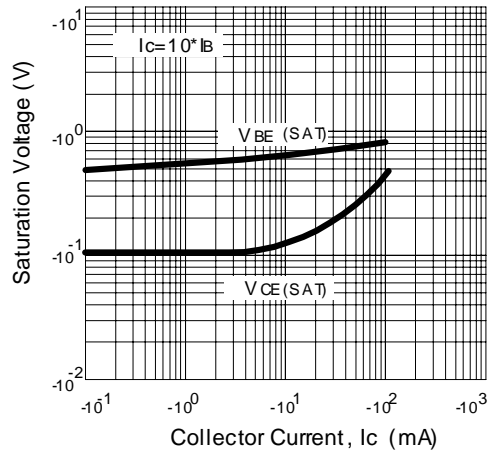
DC Current Gain



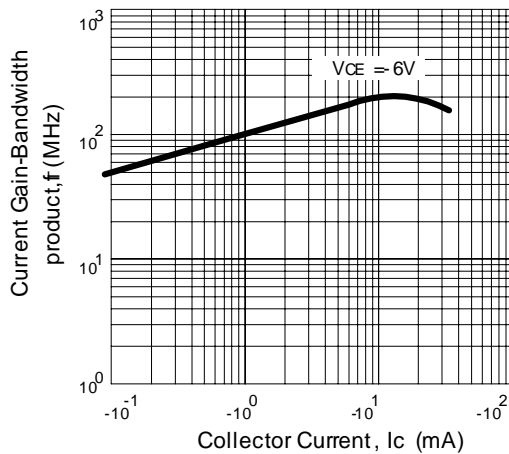
Base-Emitter on Voltage



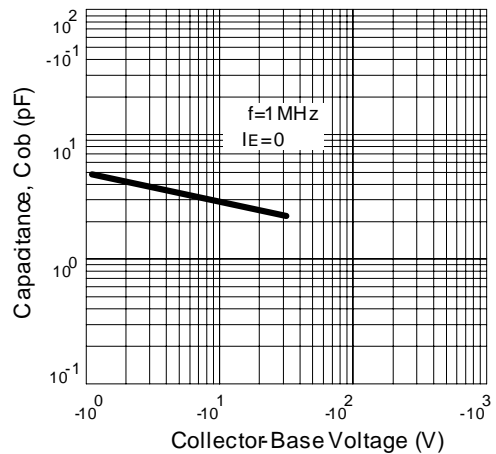
Saturation Voltage



Current Gain-Bandwidth Product



Collector Output Capacitance



UTC assumes no responsibility for equipment failures that result from using products at values that exceed, even momentarily, rated values (such as maximum ratings, operating condition ranges, or other parameters) listed in products specifications of any and all UTC products described or contained herein. UTC products are not designed for use in life support appliances, devices or systems where malfunction of these products can be reasonably expected to result in personal injury. Reproduction in whole or in part is prohibited without the prior written consent of the copyright owner. The information presented in this document does not form part of any quotation or contract, is believed to be accurate and reliable and may be changed without notice.