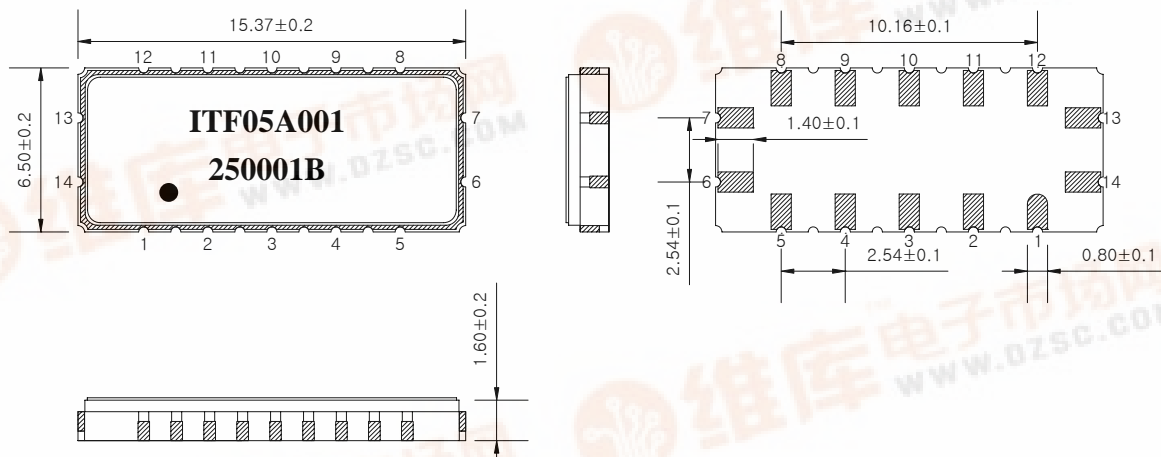


SAW Bandpass Filter 250001B

1. Features

- IF Bandpass Filter
- High-Attenuation
- Single-Ended Operation
- Ceramic Surface Mount Device (SMD) Package
- Maximum Storage Temperature Range : -40 °C ~ 85 °C
- Electrostatics Sensitive Device (ESD)

2. Package Dimensions



Package : S1565

Dimensions shown are nominal in millimeters

Body : Al₂O₃ Ceramic

Lid : Kovar, Ni Plated

Terminations : Au plating 0.3 ~ 1.0 um, Over a 1.27 ~ 8.89 um Ni Plating

Pad Configuration	
13	Input
6	Output
7, 14	Ground
Other	Case ground

	ITF Co., Ltd. 102-901, Bucheon Technopark 364, Samjeong-Dong, Ojeong-Gu, Bucheon-City, Gyeonggi-Do, Korea 421-809	Part No.	250001B	
		Rev. Date	2005-05-20	
		Rev.	NW5002-CS02	1/5

SAW Bandpass Filter 250001B

3. Specifications

Fo = 175.0 MHz


Terminating source impedance : 50Ω and matching network

Terminating load impedance : 50Ω and matching network

		Minimum	Typical	Maximum
Center Frequency	MHz	174.9	175.0	175.1
Insertion Loss	dB	-	9.0	12.0
1dB Bandwidth	MHz	0.2	0.4	-
3dB Bandwidth	MHz	0.4	0.57	-
25dB Bandwidth	MHz		1.3	1.5
40dB Bandwidth	MHz	-	1.56	1.6
Amplitude Ripple (Fo +/- 0.09 MHz)	dB	-	0.2	1.0
Group Delay Variation (Fo +/- 0.09 MHz)	nsec	-	200.0	250.0
Absolute Delay	usec	-	1.8	-
Relative Attenuation				-
Fc +/- 0.6 MHz	dB	18	20	
Fc +/- 0.8 MHz	dB	35	40	
Fc +/- 1.6 MHz	dB	35	50	
Other Frequency	dB	40	50	
Temperature Coefficient of Frequency	ppm/°C	-	-0.03	-

Notes :

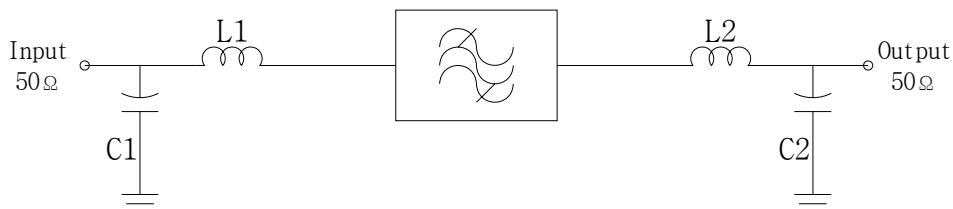
- 1) All specifications are based on the matching schematic shown below
- 2) All specifications are measured by Agilent Network analyzer and full 2 port calibration at room temperature
- 3) All attenuation measurements are measured relative to insertion loss

	ITF Co., Ltd. 102-901, Bucheon Technopark 364, Samjeong-Dong, Ojeong-Gu, Bucheon-City, Gyeonggi-Do, Korea 421-809	Part No.	250001B	
		Rev. Date	2005-05-20	
		Rev.	NW5002-CS02	2/5

SAW Bandpass Filter 250001B

4. Matching Schematic

(Actual matching values may vary due to PCB layout and parasitics)



$$L1 = L2 = 68 \text{ nH}$$

$$C1 = C2 = 36 \text{ pF}$$

5. Marking Configuration

ITF¹⁾ 05A001²⁾

250001B³⁾


●⁴⁾

1) Manufacturer name

2) Lot Number

3) Part Number

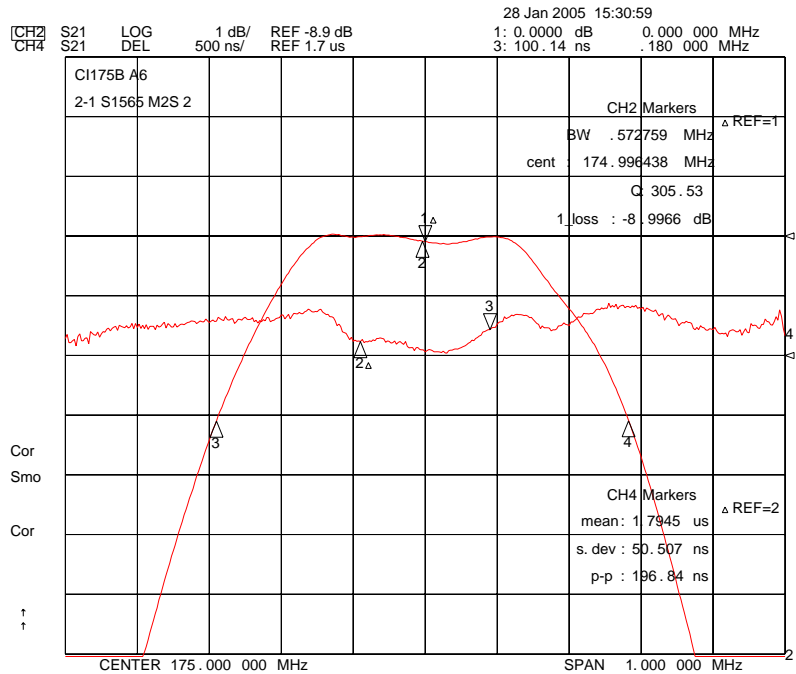
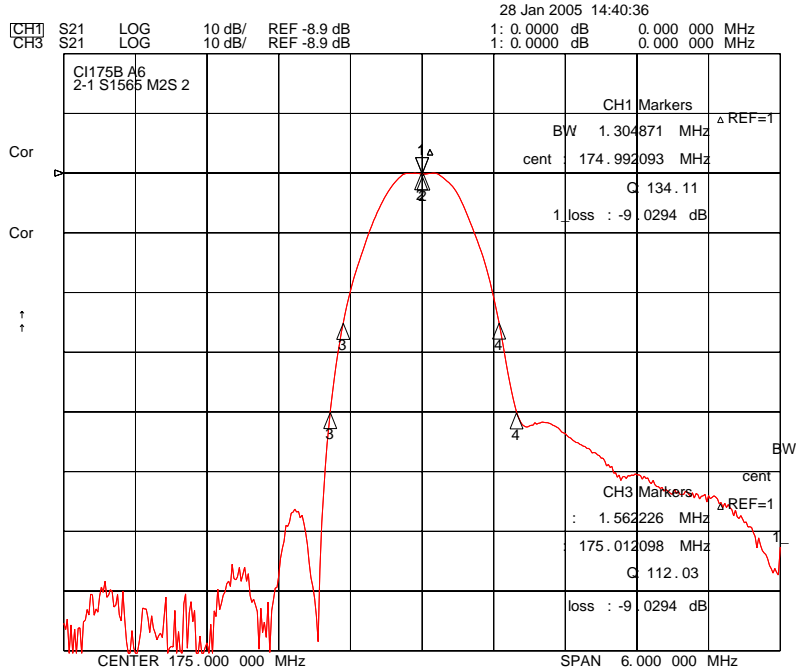
4) Pad Number 1 Index

	ITF Co., Ltd. 102-901, Bucheon Technopark 364, Samjeong-Dong, Ojeong-Gu, Bucheon-City, Gyeonggi-Do, Korea 421-809	Part No.	250001B	
		Rev. Date	2005-05-20	
		Rev.	NW5002-CS02	3/5

SAW Bandpass Filter 250001B



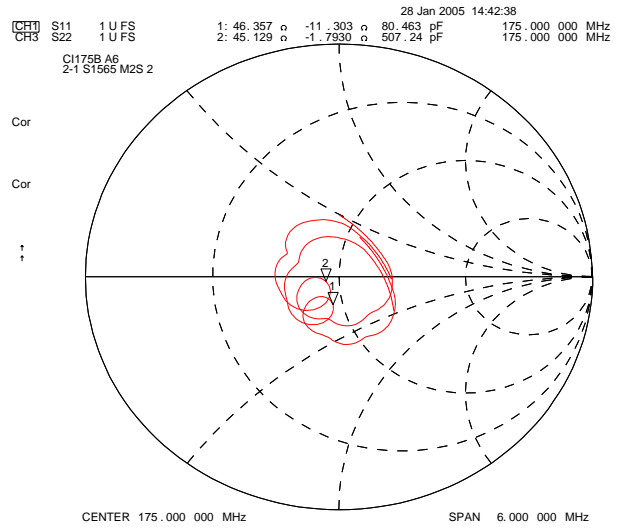
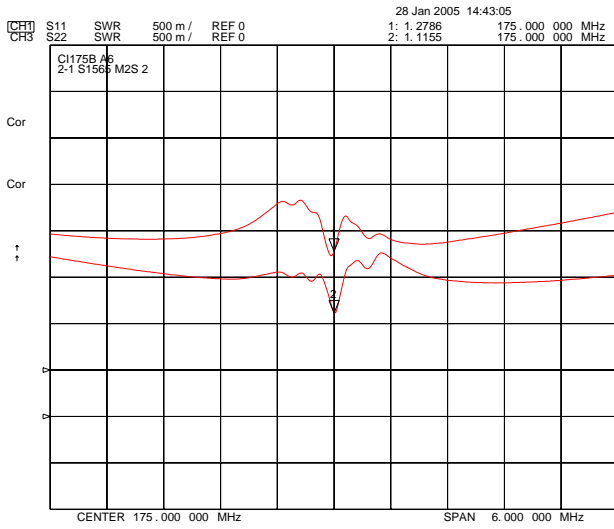
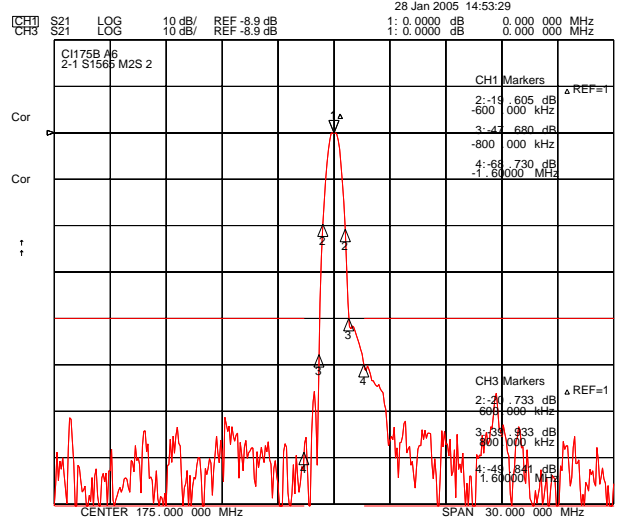
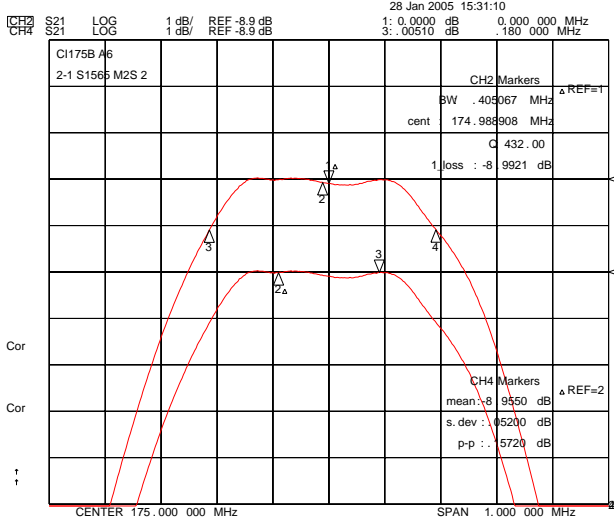
6. Typical Performance (at +25°C)



ITF Co., Ltd.
 102-901, Bucheon Technopark 364,
 Samjeong-Dong, Ojeong-Gu, Bucheon-City,
 Gyeonggi-Do, Korea 421-809

Part No.	250001B	
Rev. Date	2005-05-20	
Rev.	NW5002-CS02	4/5

SAW Bandpass Filter 250001B



	ITF Co., Ltd. 102-901, Bucheon Technopark 364, Samjeong-Dong, Ojeong-Gu, Bucheon-City, Gyeonggi-Do, Korea 421-809		Part No.	250001B	
			Rev. Date	2005-05-20	
			Rev.	NW5002-CS02	5/5