

NPN EPITAXIAL SILICON TRANSISTOR FOR MICROWAVE HIGH-GAIN AMPLIFICATION

FEATURE

- High f_T
16 GHz TYP.
- High gain
 $|S_{21e}|^2 = 14$ dB TYP.
@ $f = 2$ GHz, $V_{CE} = 2$ V, $I_c = 20$ mA
- $NF = 1.1$ dB, @ $f = 2$ GHz $V_{CE} = 2$ V, $I_c = 3$ mA
- 6-pin Small Mini Mold Package

ORDERING INFORMATION

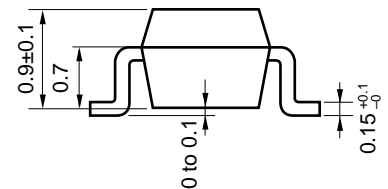
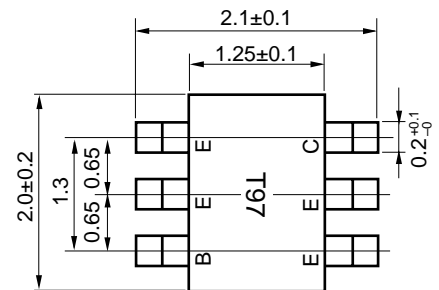
PART NUMBER	QUANTITY	PACKING STYLE
2SC5409-T1	3 kpcs/reel	8-mm wide emboss taping, 6-pin (collector) feed hole direction

Remark To order evaluation samples, consult your NEC sales personnel (supported in 50-pcs units).

ABSOLUTE MAXIMUM RATINGS

PARAMETER	SYMBOL	RATING	UNIT
Collector to Base Voltage	V_{CBO}	5	V
Collector to Emitter Voltage	V_{CEO}	3	V
Emitter to Base Voltage	V_{EBO}	2	V
Collector Current	I_c	30	mA
Total Power Dissipation	P_T	90	mW
Junction Temperature	T_j	150	°C
Storage Temperature	T_{stg}	-65 to +150	°C

PACKAGE DIMENSIONS (in mm)



PIN CONNECTIONS

E: Emitter
C: Collector
B: Base

Because this product uses high-frequency process, avoid excessive input of static electricity, etc.

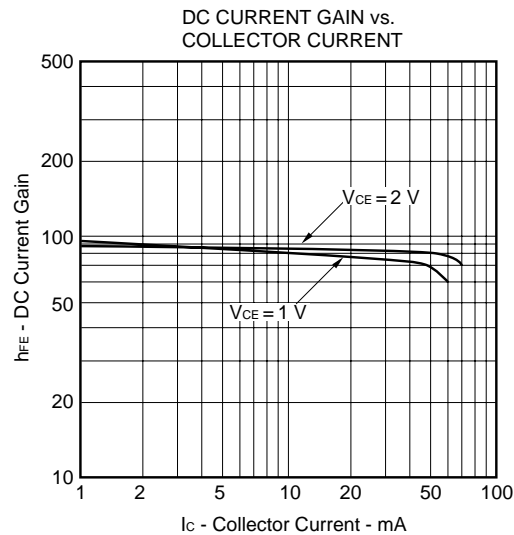
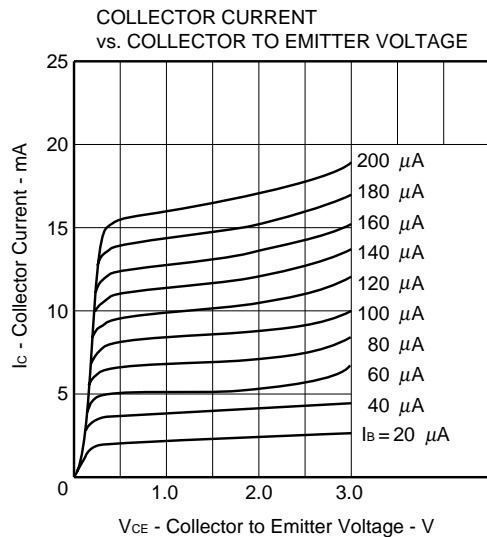
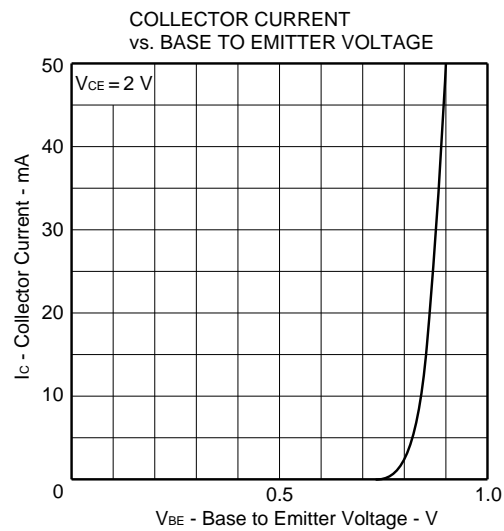
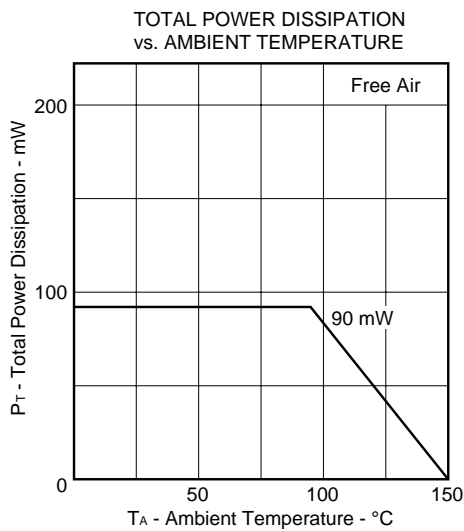
2SC5409 快应用
 ELECTRONIC CHARACTERISTICS (T_A = 25 °C)

PARAMETER	SYMBOL	TEST CONDITIONS	MIN.	TYP.	MAX.	UNIT
Collector Cut-off Current	I _{CB0}	V _{CB} = 5 V, I _E = 0			0.1	μA
Emitter Cut-off Current	I _{EB0}	V _{EB} = 1 V, I _C = 0			0.1	μA
DC Current Gain	h _{FE}	V _{CE} = 2 V, I _C = 20 mA Note 1	70		140	
Gain Bandwidth Product	f _T	V _{CE} = 2 V, I _C = 20 mA, f = 2.0 GHz	13	16		GHz
Feed-back Capacitance	C _{re}	V _{CB} = 2 V, I _E = 0, f = 1 MHz Note 2		0.2	0.3	pF
Insertion Power Gain	S _{21e} ²	V _{CE} = 2 V, I _C = 20 mA, f = 2.0 GHz	12	14		dB
Noise Figure	NF	V _{CE} = 2 V, I _C = 3 mA, f = 2.0 GHz		1.1	1.8	dB

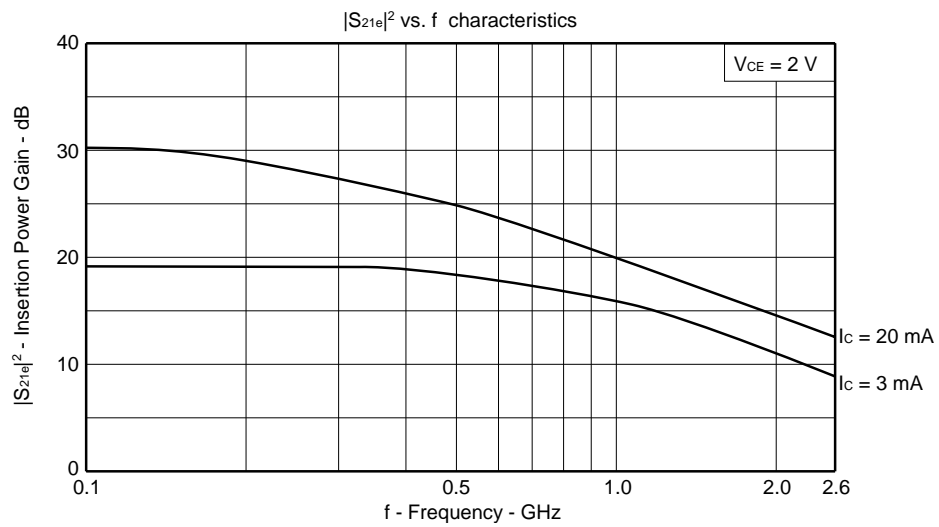
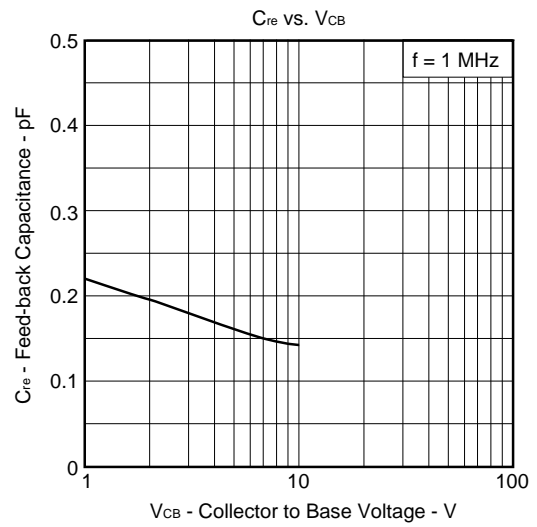
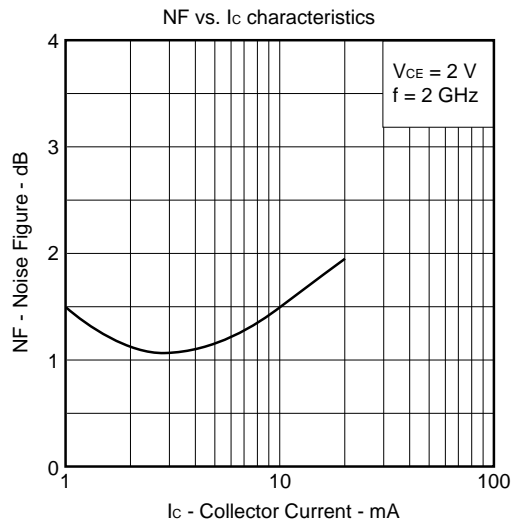
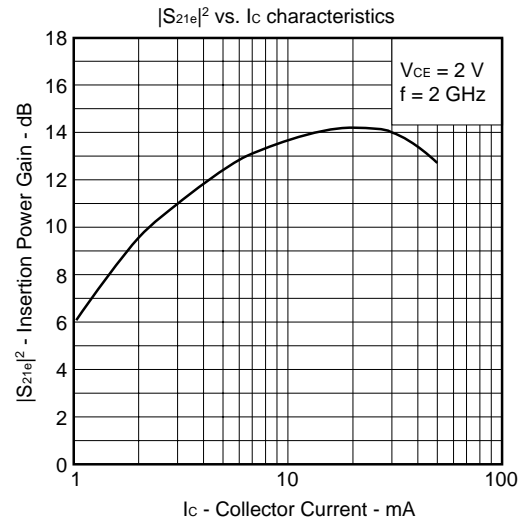
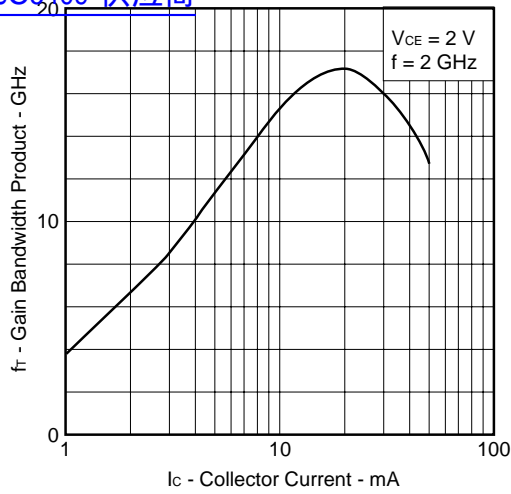
Rank	FB
Marking	T97
h _{FE}	70 to 140

- Notes**
1. Pulse measurement PW ≤ 350 μs, duty cycle ≤ 2 %, pulsed
 2. Measured with three-pin bridge, with emitter pin connected to the bridge guard.

TYPICAL CHARACTERISTICS (T_A = 25 °C)



[查询"2SC5409"供应商](#) vs. I_c characteristics



[查询2N05408 供应商](#)

V_{CE} = 2 V I_c = 3 mA

FREQUENCY MHz	S ₁₁		S ₂₁		S ₁₂		S ₂₂	
	MAG	ANG	MAG	ANG	MAG	ANG	MAG	ANG
100.000	0.907	-11.3	7.343	170.3	0.013	81.4	0.977	-7.0
200.000	0.887	-22.7	7.221	161.1	0.026	73.9	0.960	-13.9
300.000	0.861	-33.6	6.963	152.8	0.034	66.4	0.929	-20.6
400.000	0.826	-45.1	6.563	143.9	0.045	62.4	0.894	-27.1
500.000	0.788	-54.5	6.506	134.8	0.053	55.1	0.860	-33.3
600.000	0.740	-65.4	6.264	128.6	0.062	50.1	0.815	-38.4
700.000	0.700	-75.2	5.775	120.4	0.067	44.8	0.772	-43.2
800.000	0.659	-84.6	5.644	113.8	0.073	41.1	0.734	-48.1
900.000	0.621	-94.5	5.314	108.4	0.076	35.9	0.691	-51.9
1 000.000	0.585	-103.3	4.924	101.7	0.078	33.6	0.658	-56.1
1 100.000	0.555	-112.1	4.705	95.6	0.080	29.9	0.621	-59.8
1 200.000	0.532	-121.0	4.442	90.9	0.083	27.3	0.592	-63.0
1 300.000	0.508	-129.0	4.230	85.7	0.083	24.7	0.565	-66.2
1 400.000	0.492	-137.3	3.978	81.1	0.083	23.6	0.545	-69.7
1 500.000	0.483	-145.3	3.795	76.4	0.083	21.8	0.522	-72.7
1 600.000	0.473	-153.1	3.615	72.9	0.083	19.9	0.504	-75.9
1 700.000	0.472	-160.0	3.372	69.1	0.083	19.7	0.490	-79.1
1 800.000	0.469	-167.1	3.237	63.7	0.084	17.4	0.476	-82.5
1 900.000	0.469	-173.9	3.106	60.8	0.082	16.3	0.461	-85.7
2 000.000	0.472	179.9	2.932	56.9	0.083	17.0	0.456	-89.2
2 100.000	0.479	173.9	2.825	52.9	0.084	16.1	0.446	-92.3
2 200.000	0.482	168.5	2.706	49.4	0.083	15.3	0.438	-96.1
2 300.000	0.495	163.1	2.607	46.0	0.082	14.5	0.435	-99.5
2 400.000	0.504	157.8	2.479	42.3	0.083	15.0	0.432	-103.7
2 500.000	0.512	153.7	2.403	37.4	0.080	14.7	0.429	-106.9
2 600.000	0.523	148.9	2.361	34.8	0.082	15.4	0.428	-110.8

V_{CE} = 2 V I_c = 20 mA

FREQUENCY MHz	S ₁₁		S ₂₁		S ₁₂		S ₂₂	
	MAG	ANG	MAG	ANG	MAG	ANG	MAG	ANG
100.000	0.591	-30.8	33.233	157.5	0.010	76.4	0.877	-17.3
200.000	0.530	-58.2	28.692	139.8	0.018	65.2	0.773	-31.4
300.000	0.475	-80.8	24.362	126.3	0.024	59.7	0.666	-41.4
400.000	0.428	-100.1	20.644	115.9	0.028	54.2	0.573	-49.6
500.000	0.400	-115.3	17.561	107.9	0.032	51.9	0.504	-55.1
600.000	0.380	-128.9	15.258	101.2	0.035	51.0	0.446	-59.4
700.000	0.368	-140.5	13.430	95.6	0.038	50.1	0.403	-62.8
800.000	0.361	-150.7	11.977	90.7	0.040	49.1	0.369	-66.2
900.000	0.359	-159.9	10.742	86.1	0.043	49.4	0.339	-68.9
1 000.000	0.359	-167.9	9.780	82.1	0.046	49.5	0.319	-72.1
1 100.000	0.362	-174.9	8.924	78.4	0.049	48.7	0.297	-75.2
1 200.000	0.368	178.6	8.211	74.9	0.051	48.9	0.281	-77.9
1 300.000	0.373	172.9	7.608	71.4	0.054	48.8	0.268	-81.0
1 400.000	0.381	167.3	7.103	68.3	0.058	48.6	0.260	-84.7
1 500.000	0.392	162.4	6.621	65.1	0.060	48.1	0.248	-87.9
1 600.000	0.401	157.7	6.229	61.9	0.064	47.6	0.242	-91.9
1 700.000	0.410	153.9	5.884	59.2	0.067	47.2	0.239	-95.6
1 800.000	0.422	150.0	5.555	56.0	0.070	46.4	0.234	-99.9
1 900.000	0.431	146.1	5.256	53.0	0.073	45.9	0.230	-104.0
2 000.000	0.442	142.8	4.992	50.1	0.075	45.0	0.234	-108.7
2 100.000	0.455	139.7	4.755	47.3	0.078	44.3	0.232	-112.7
2 200.000	0.466	136.5	4.540	44.6	0.082	43.6	0.233	-118.4
2 300.000	0.480	134.0	4.335	41.7	0.084	42.8	0.238	-122.5
2 400.000	0.492	131.1	4.139	38.9	0.087	41.7	0.243	-128.0
2 500.000	0.502	128.6	3.972	36.1	0.090	40.6	0.244	-132.0
2 600.000	0.516	126.0	3.796	33.2	0.093	39.7	0.252	-136.4

[查询"MEMO"供应商](#)

[\[查询\] 2SC5409" 供应商](#)

[查询"MEMO"供应商](#)

[查询"2SC5409"供应商](#)

No part of this document may be copied or reproduced in any form or by any means without the prior written consent of NEC Corporation. NEC Corporation assumes no responsibility for any errors which may appear in this document.

NEC Corporation does not assume any liability for infringement of patents, copyrights or other intellectual property rights of third parties by or arising from use of a device described herein or any other liability arising from use of such device. No license, either express, implied or otherwise, is granted under any patents, copyrights or other intellectual property rights of NEC Corporation or others.

While NEC Corporation has been making continuous effort to enhance the reliability of its semiconductor devices, the possibility of defects cannot be eliminated entirely. To minimize risks of damage or injury to persons or property arising from a defect in an NEC semiconductor device, customers must incorporate sufficient safety measures in its design, such as redundancy, fire-containment, and anti-failure features.

NEC devices are classified into the following three quality grades:

"Standard", "Special", and "Specific". The Specific quality grade applies only to devices developed based on a customer designated "quality assurance program" for a specific application. The recommended applications of a device depend on its quality grade, as indicated below. Customers must check the quality grade of each device before using it in a particular application.

Standard: Computers, office equipment, communications equipment, test and measurement equipment, audio and visual equipment, home electronic appliances, machine tools, personal electronic equipment and industrial robots

Special: Transportation equipment (automobiles, trains, ships, etc.), traffic control systems, anti-disaster systems, anti-crime systems, safety equipment and medical equipment (not specifically designed for life support)

Specific: Aircrafts, aerospace equipment, submersible repeaters, nuclear reactor control systems, life support systems or medical equipment for life support, etc.

The quality grade of NEC devices is "Standard" unless otherwise specified in NEC's Data Sheets or Data Books. If customers intend to use NEC devices for applications other than those specified for Standard quality grade, they should contact an NEC sales representative in advance.

Anti-radioactive design is not implemented in this product.