

Features

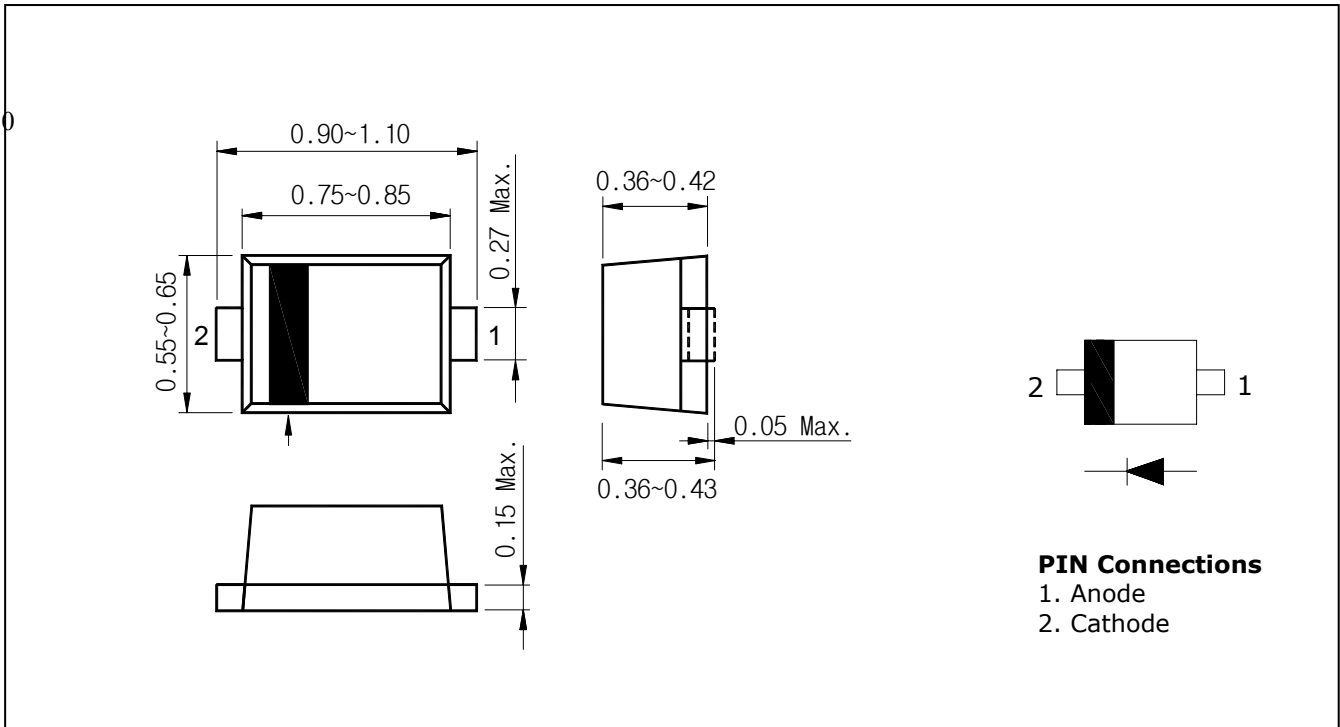
- Low capacitance : Max.0.4pF
- Low series resistance : $r_s = 1.0\Omega$ (Typ.)@ $I_F = 10\text{mA}$
- UHF/VHF Band RF Switch Applications

Ordering Information

Type No.	Marking	Package Code
ND101	E	SOD-923

Outline Dimensions

unit : mm



[查询"ND101"供应商](#)**Absolute Maximum Ratings**

(Ta=25°C)

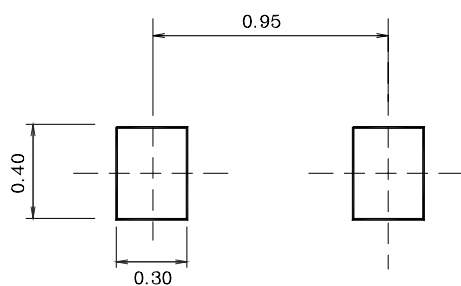
Characteristic	Symbol	Rating	Unit
Continuous reverse voltage	V_R	30	V
Forward current	I_F	50	mA
Junction temperature	T_j	150	°C
Storage temperature range	T_{stg}	-55 ~ 150	°C

Electrical Characteristics

(Ta=25°C)

Characteristic	Symbol	Test Condition	Min.	Typ.	Max.	Unit
Reverse voltage	V_R	$I_R=10\mu A$	30	-	-	V
Reverse current	I_R	$V_R=30V$	-	-	0.1	μA
Forward voltage	V_F	$I_F=50mA$	-	0.9	-	V
Total capacitance	C_T	$V_R=1V, f=1MHz$	-	0.3	0.4	pF
Series resistance	r_S	$I_F=10mA, f=100MHz$	-	1.0	1.5	Ω

※ **Recommend PCB solder land (Unit : mm)**



Electrical Characteristic Curves

Fig. 1 $r_s - I_F$

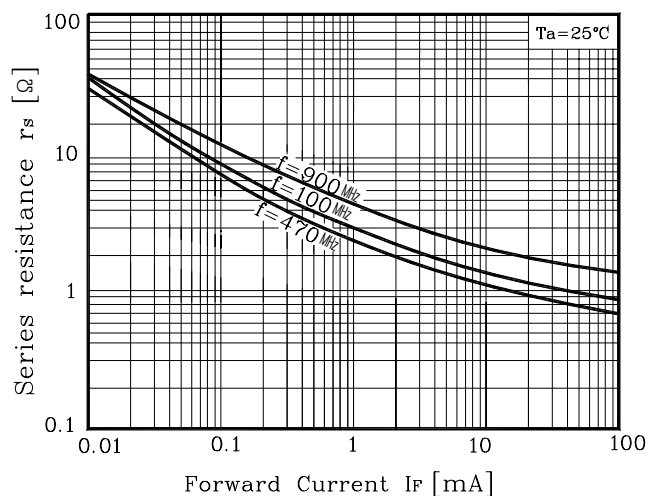


Fig. 2 $C_T - V_R$

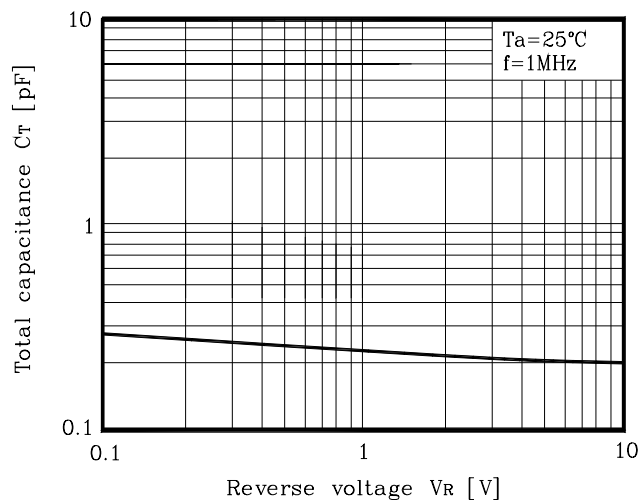
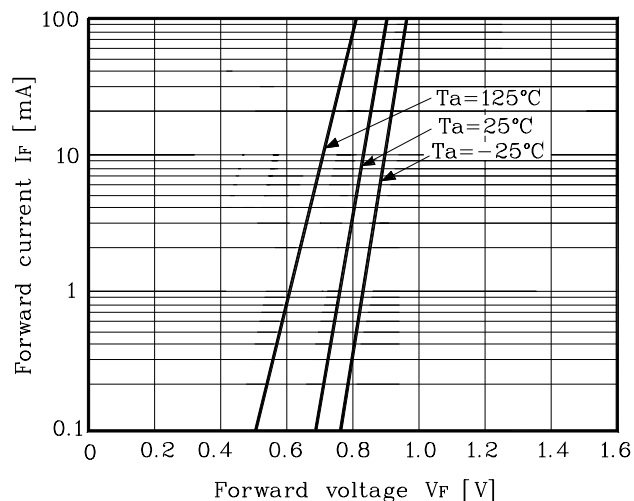


Fig. 3 $I_F - V_F$



The AUK Corp. products are intended for the use as components in general electronic equipment (Office and communication equipment, measuring equipment, home appliance, etc.).

Please make sure that you consult with us before you use these AUK Corp. products in equipments which require high quality and / or reliability, and in equipments which could have major impact to the welfare of human life(atomic energy control, airplane, spaceship, transportation, combustion control, all types of safety device, etc.). AUK Corp. cannot accept liability to any damage which may occur in case these AUK Corp. products were used in the mentioned equipments without prior consultation with AUK Corp..

Specifications mentioned in this publication are subject to change without notice.