

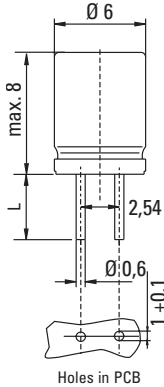
TR3 /No. 303

UL 248-14, 125V, F

Specifications



Dimensions (mm)



Long Leads (L=18.8mm)
Short Leads (L=4.3mm)

Time-Current Characteristic

Quick Acting (F)

Standard

UL 248-14
CSA C22.2 No. 248.14

Approvals

UL Listed: File No. E 67006
CSA Certified: File No. 51378

Features

- Reduced PCB space requirements
- Direct solderable or plug-in versions
- Internationally approved
- Low internal resistance
- Shocksafe casing
- Vibration resistant

WebLinks

Data Sheet

www.wickmann.com/products/303.pdf

Approval Certificates

www.wickmann.com/approvals

Time-Current Curve

Page 60
www.wickmann.com/itcurves

FaxBack Document # 306

Packaging

- 000: Tape/Ampopack (1500 pcs.)
- 013: Long Leads - Bulk (200 pcs.)
- 042: Short Leads - Bulk (300 pcs.)

Materials

- Base/Cap: Black Thermoplastic Base
Polyamide PA 6.6, UL 94V0
Brass, nickel-plated Cap
- Round Pins: Copper alloy, tin plated

Operating Temperature

-25°C to +70°C (consider de-rating)

Climatic Category

-25°C/+70°C/21 days (EN 60068-1..3)

Stock Conditions

- +10°C to +60°C
- relative humidity ≤ 75% yearly average, without dew, maximum value for 30 days-95%

Vibration Resistance

- 24 cycles at 15 min. each (EN 60068-6)
- 10 - 60Hz at 0.75mm amplitude
- 60 - 2000Hz at 10g acceleration

Lead Pull Strength

10N (EN 60068-2-21)

Solderability

- 260°C, ≤ 3 sec. (Wave)
- 350°C, ≤ 1 sec. (Hand)

Soldering Heat Resistance

260°C, 10 sec. (IEC 60068-2-20)


Marking

 , Voltage Rating, Current Rating, Approvals

Unit Weight

0.40g (approx.)

Limits for Pre-arcing Time

Rated Current	2.0 x I _{Rated}	2.0 x I _{Rated} 
50mA ... 5.00A	< 60s	< 5s



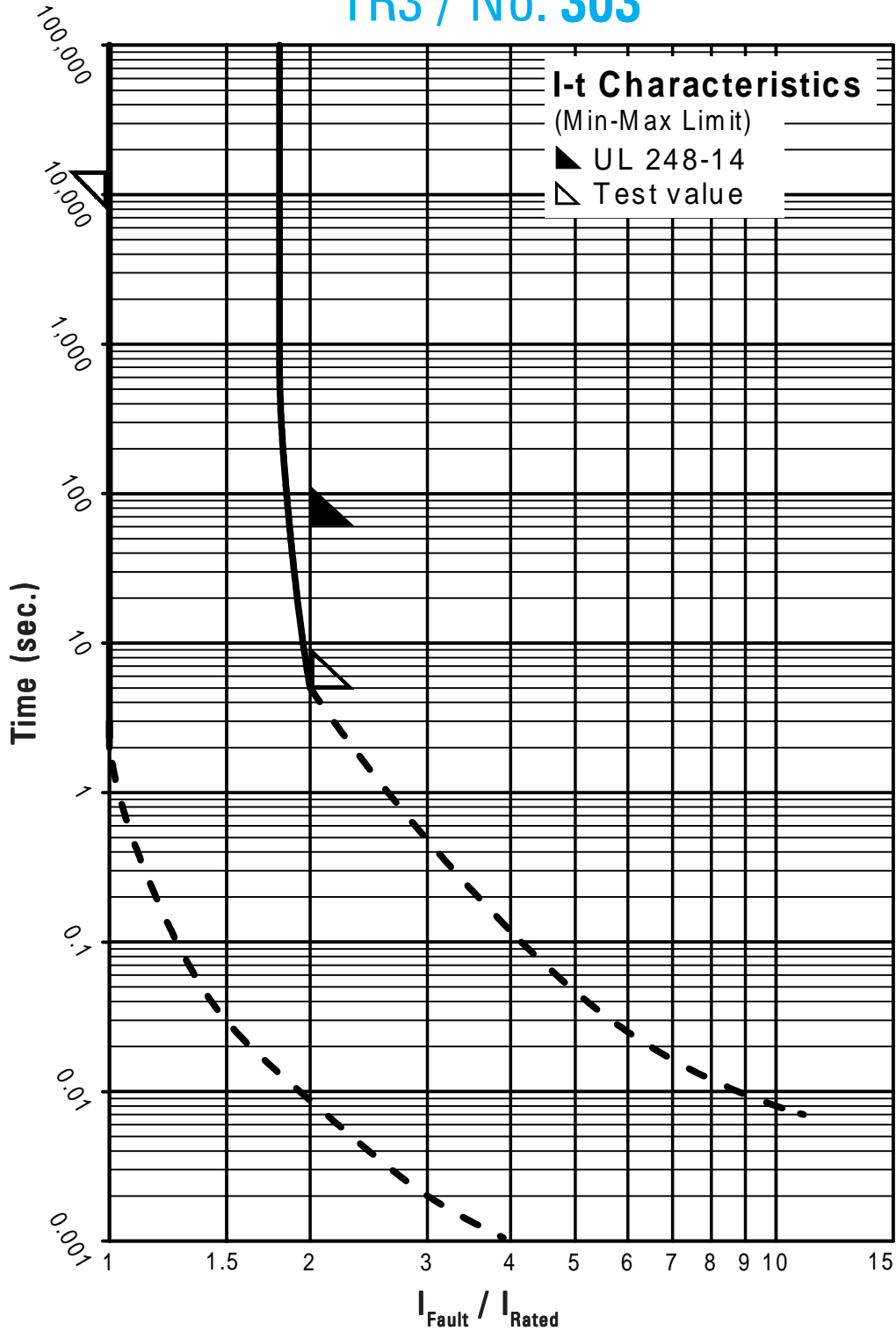
Permissible continuous operating current is ≤ 70% at ambient temperature of 23°C (73.4°F).

Rated Current	Amp Code	Voltage Rating	Breaking Capacity	Voltage Drop 1.0 x I _{Rated} max. (mV)	Power Dissipation 1.0 x I _{Rated} max. (mW)	Melting Integral 10 x I _{Rated} max. (A ² s)	Approvals UL CSA
50mA	0050	125V		800	40	0.00007	• •
63mA	0063	125V		780	50	0.00013	• •
80mA	0080	125V		730	60	0.0002	• •
100mA	0100	125V		700	70	0.0004	• •
125mA	0125	125V		650	85	0.0022	• •
160mA	0160	125V		600	100	0.0029	• •
200mA	0200	125V		550	110	0.0042	• •
250mA	0250	125V		500	125	0.0082	• •
315mA	0315	125V	50A / 125VAC 50-60Hz cos φ = 1.0	450	145	0.015	• •
400mA	0400	125V		400	160	0.025	• •
500mA	0500	125V		380	190	0.042	• •
630mA	0630	125V		160	100	0.015	• •
800mA	0800	125V	50A / 63VDC	155	125	0.025	• •
1.00A	1100	125V		150	155	0.039	• •
1.25A	1125	125V		145	185	0.059	• •
1.60A	1160	125V		140	225	0.11	• •
2.00A	1200	125V		130	260	0.17	• •
2.50A	1250	125V		125	315	0.23	• •
3.15A	1315	125V		120	380	0.45	• •
4.00A	1400	125V		110	440	1.0	• •
5.00A	1500	125V		105	525	1.5	• •

Order Information

Qty.	Order-Number	Series	Amp Code	Packaging
		303		

TR3 / No. 303



Contact WICKMANN for individual I-t curves