


Case outline  
**STK-433, 435,**  
**436, 437, 439,**  
**441, 443**

thick film hybrid IC  
**2 CHANNEL 5 to 25W min**  
**AF POWER AMP.**



**Features**

- © IMST, 2 Channels by 1 Power Supply.
- Small shock noise because of direct coupling emitter feedbacked.
- STK-433-105, 435-105, 436-105 and 441-105 are for the use of  $T_C=105^{\circ}\text{C}$ .
- AF output power STK-433: 5W min., STK-435: 7W min., STK-436: 10W min., STK-437: 10W min., STK-439: 15W min., STK-411: 20W min., STK-443: 25W min.

**MAXIMUM RATINGS/ $T_a=25^{\circ}\text{C}$**

	STK-433	STK-435	STK-436	STK-437	STK-439	STK-441	STK-443	unit
Maximum Supply Voltage (pin 7 to 4 or 12) $V_{CC\text{ max}}$	32	39	50	50	56	63	70	V
Operating Case Temperature $T_C$	90	90	90	90	85	85	85	$^{\circ}\text{C}$
Storage Temperature $T_{\text{stg}}$	→	→	→	→	→	→	→	-30 to 100 $^{\circ}\text{C}$
Allowable Load Shorting Time (in appointed condition) $t_s$	→	→	→	→	→	→	→	2 sec

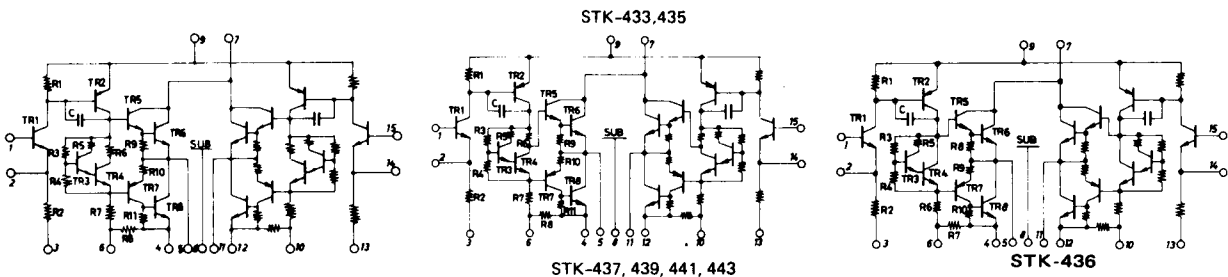
**RECOMMENDED OPERATION CONDITION/ $T_a=25^{\circ}\text{C}$**

	STK-433	STK-435	STK-436	STK-437	STK-439	STK-441	STK-443	unit
Recommended Supply Voltage $V_{CC}$	23	27	32	33	39	44	49	V
Load Resistance $R_L$	→	→	→	→	→	→	→	8 ohm

**OPERATION CHARACTERISTICS/ $T_a=25^{\circ}\text{C}$ , recommended condition,  $R_g=600\text{ ohm}$ ,  $V_G=40\text{dB}$**

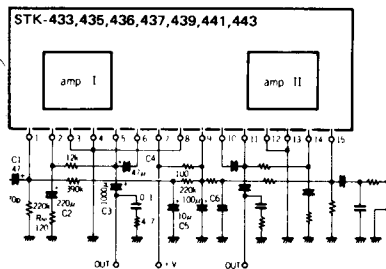
	STK-433	STK-435	STK-436	STK-437	STK-439	STK-441	STK-443	unit
Quiescent Current $I_{CCO}$	→	→	→	→	→	→	→	120 mAmax
Output Power $P_o$	5	7	10	10	15	20	25	Wmin
Distortion THD	0.5	0.5	0.3	0.2	0.2	0.3	0.3	%max
Input Resistance $r_i$	110k	110k	120k	110k	110k	110k	110k	ohm

**EQUIVALENT CIRCUIT**



**APPLICATION: AF Power Amp.**

[www.audiolabga.com](http://www.audiolabga.com)



	STK-433	STK-435	STK-436	STK-437	STK-439	STK-441	STK-443
C1	16V	25V	35V	35V	35V	30V	35V
C2	10V	25V	25V	25V	25V	25V	35V
C3	18V	25V	35V	35V	35V	50V	50V
C4	16V	16V	25V	25V	25V	35V	50V
C5	25V	25V	35V	35V	35V	35V	50V
C6	25V	25V	50V	50V	63V	63V	80V

See the operation characteristics on this specification.

