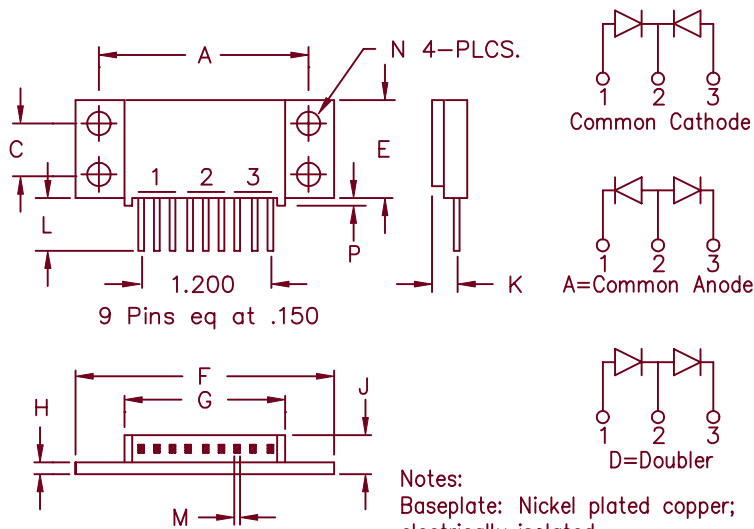


Schottky Powermod FST15380 — FST153100



Notes:
Baseplate: Nickel plated copper;
electrically isolated
Pins: Nickel plated copper

Dim.	Inches		Millimeter		Notes
	Minimum	Maximum	Minimum	Maximum	
A	1.995	2.005	50.67	50.93	
C	0.495	0.506	12.57	12.83	
E	0.990	1.010	25.15	25.65	
F	2.390	2.410	60.71	61.21	
G	1.490	1.510	37.85	38.35	
H	0.120	0.130	3.05	3.30	
J	---	0.400	---	10.16	
K	0.240	0.260	6.10	6.60	to Lead \varnothing
L	0.490	0.510	12.45	12.95	
M	0.040	.050	1.02	1.27	Square Dia
N	0.175	0.195	4.45	4.95	
P	0.032	0.052	0.81	1.32	

Microsemi Catalog Number	Industry Part Number	Working Peak Reverse Voltage	Repetitive Peak Reverse Voltage
FST15380*	153CMQ080	80V	80V
FST15390*		90V	90V
FST153100*	153CMQ100	100V	100V

*Add the Suffix A for Common Anode, D for Doubler

- Schottky barrier rectifier
- Guard ring for reverse protection
- VRRM – 80 to 100 Volts
- High surge capacity
- Reverse energy tested
- Electrically isolated baseplate

Electrical Characteristics		
Average forward current per pkg	I _{F(AV)} 150 Amps	T _C = 120°C, Square wave, R θ JC = 0.5°C/W
Average forward current per leg	I _{F(AV)} 75 Amps	T _C = 120°C, Square wave, R θ JC = 1.0°C/W
Maximum surge current per leg	I _{FSM} 1200 Amps	8.3 ms, half sine T _J = 175°C
Max repetitive peak reverse current per leg	I _{R(OV)} 2 Amps	f = 1 KHz, 25°C, 1 μ sec Square wave
Max peak forward voltage per leg	V _{FM} .72 Volts	I _{FM} = 75A: T _J = 125°C*
Max peak forward voltage per leg	V _{FM} .94 Volts	I _{FM} = 75A: T _J = 25°C*
Max peak reverse current per leg	I _{RM} 20 mA	VRRM, T _J = 125°C*
Max peak reverse current per leg	I _{RM} 1.5 mA	VRRM, T _J = 25°C
Typical junction capacitance per leg	C _J 1500 pF	V _R = 5.0V, T _J = 25°C

*Pulse test: Pulse width 300 μ sec, Duty cycle 2%

Thermal and Mechanical Characteristics		
Storage temp range	T _{STG}	-55°C to 175°C
Operating junction temp range	T _J	-55°C to 175°C
Maximum thermal resistance per leg	R θ JC	1.0°C/W Junction to case
Maximum thermal resistance per pkg	R θ JC	0.5°C/W Junction to case
Typical thermal resistance (greased)	R θ CS	0.1°C/W Case to sink
Mounting torque		15 – 20 inch pounds maximum
Weight		2.5 ounces (71 grams) typical

FST15380 — FST153100

Figure 1
Typical Forward Characteristics — Per Leg

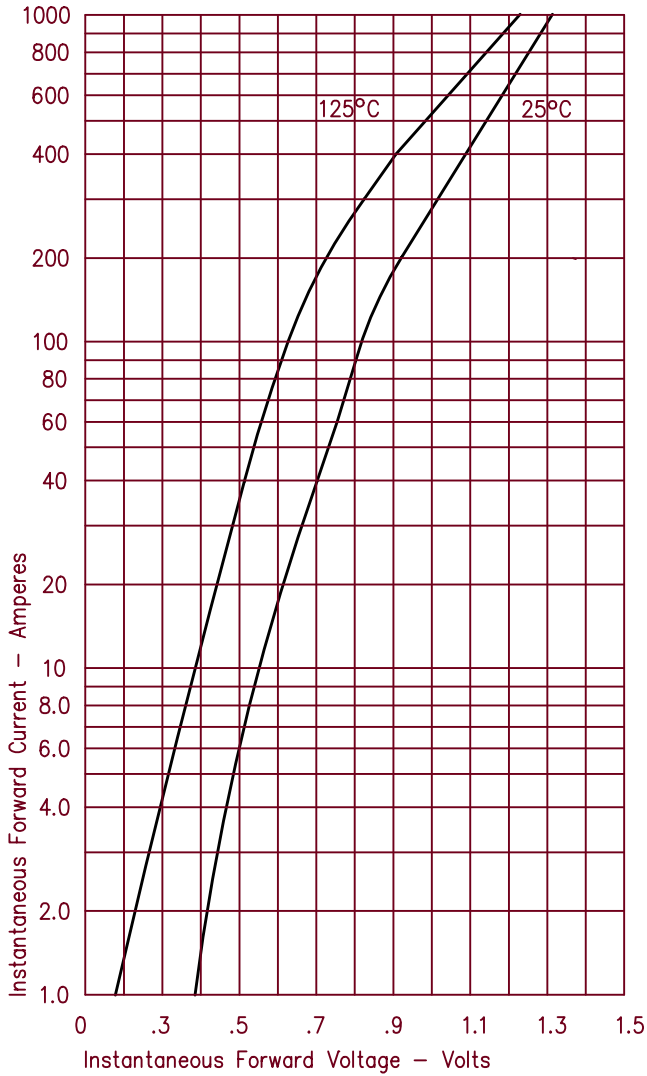


Figure 3
Typical Junction Capacitance — Per Leg

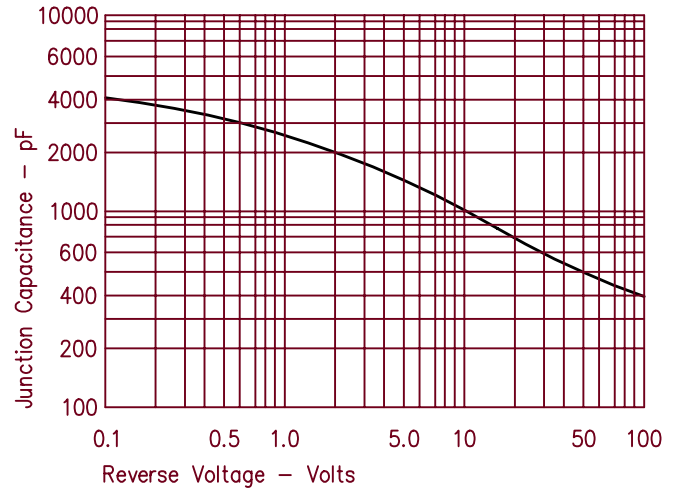


Figure 4
Forward Current Derating — Per Leg

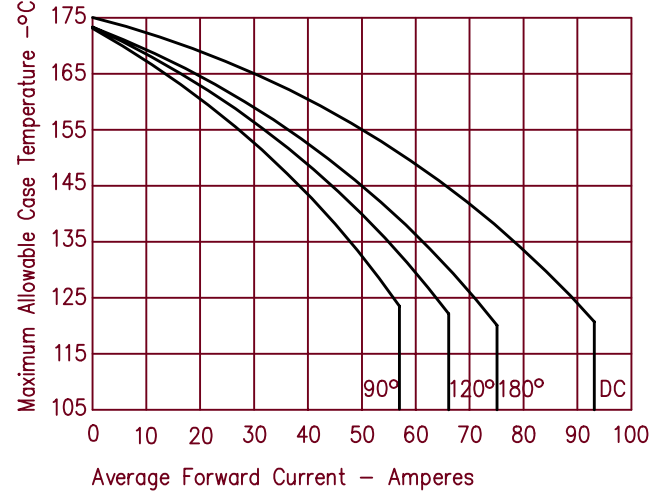


Figure 2
Typical Reverse Characteristics — Per Leg

